Century Cabinetry

Quality • Style • Value

Specifications Manual | 2025

Table of Contents

Table of Contents 1 - 4

Terms & Policies 5

Warranty Information 6

Product Care & Cleaning 7

Industry Qualifications 8

Custom Item Form 9

Item Directory 11 -13

Specifications 15-25

Nomenclature 16

Dimensional Specifications 17 - 19

Cabinet Construction 20 - 25

Doors & Finishes 27 - 50

Wood Species Information 28

Finish Information 29

Gatehouse Finish Availability Chart 30

Carriage House Finish Availability Chart 31

Gatehouse Quick Reference 32

Carriage House Quick Reference 33 - 39

Gatehouse Door Styles (Including Impervia and Glass/Mullion) 40 - 42

Carriage House Door Styles (Including Impervia, Signature-Series, and Glass/Mullion) 43 - 50

Wall Cabinetry 51 - 77

Index 52

Construction Options & Modifications Key 53

Cabinet Selection 54 - 63

Door Face Frame (DRFF) 64

Specialty Wall Cabinetry 65 - 77

Index 66

Construction Options & Modifications Key 67

Cabinet Selection 68 - 76

Lite Specifications 77

Base Cabinetry 79 - 92

Index 80

Construction Options & Modifications Key 81

Cabinet Selection 82 - 92

Frame With Doors (DRFF) 92

Table of Contents

Tall Cabinetry	**93 - 99**
Index	**94**
Construction Options & Modifications Key	**95**
Cabinet Selection	**96 - 99**
Vanity & Office Cabinetry	**101 - 108**
Index	**102**
Construction Options & Modifications Key	**103**
Cabinet Selection	**104 - 108**
Fillers, Panels and Accessories	**109 - 119**
Index	**110**
Fillers	**111 - 113**
Panels	**114 - 115**
End Fillers	**115 - 116**
End Panel Doors (EPDR)	**117 - 118**
Accessories	**119**
Moldings & Decorative Accessories	**121 - 130**
Index	**122**
Moldings	**123 - 124**
Valances	**125**
Mantels, Corbels, Shelves, Counterbalance Bracket	**126**
Legs, Pilasters, Feet, Plate Covers	**127**
Modular Decorative Items	**128 - 130**
Replacement Items	**131 - 145**
Index	**132**
Miscellaneous Items	**133**
Sample Doors & Color Blocks	**134**
Door Drilling Information	**135**
Gatehouse Doors & Drawer Heads	**136**
Gatehouse Glass & Mullion Doors	**137**
Gatehouse Drawers & Pullouts	**138 - 139**
Gatehouse Shelving	**139 - 140**
Carriage House Doors & Drawer Heads	**141**
Carriage House Glass & Mullion Doors	**142**
Carriage House Drawers & Pullouts	**143 - 144**
Carriage House Shelving	**145**

Table of Contents

EURO Item Directory and Specifications 151 - 155

Item Directory 151

Dimensional Specifications 153 - 154

Cabinet Construction 155

EURO Doors & Finishes 157 - 160

EURO Door Style Quick Reference 158

EURO Door Styles & Finish Information (Including Glass) 159 - 160

EURO Wall Cabinetry 161 - 173

Index 162

Construction Options & Modifications Key 163

Cabinet Selection 164 - 167

EURO Specialty Wall Cabinetry 169 - 173

Index 170

Construction Options & Modifications Key 171

Cabinet Selection 172 - 173

EURO Base Cabinetry 175 - 182

Index 176

Construction Options & Modifications Key 177

Cabinet Selection 178 - 179

EURO Tall Cabinetry 183 - 187

Index 184

Construction Options & Modifications Key 185

Cabinet Selection 186 - 187

EURO Vanity & Office Cabinetry 189 - 194

Index 190

Construction Options & Modifications Key 191

Cabinet Selection 192 - 194

EURO Fillers, Panels, Moldings, and Accessories 195 - 200

Index 196

Fillers 197

Panels 197-198

Moldings 199

Accessories 200

Table of Contents

EURO Replacement Items 201 - 208

Index 202

Miscellaneous Items 203

Door Drilling Information 203

Doors & Drawer Heads 204

Glass Doors 204

Drawers & Pullouts 205 - 206

EUROTECH Drawers 206 - 207

Pullouts & Shelving 208

Miscellaneous 209 - 216

Index 210

Veneer Tops 211

Appliance Panels 212 - 214

Decorative Hardware 215 - 216

Terms & Policies

LEAD TIMES/CHANGE ORDERS/CANCELLATIONS

STANDARD ORDERS (4 week lead times plus delivery) - Century provides a two (2) day time period from date of order acknowledgement to change/cancel order. After that time, it will be locked into production. Subsequent changes or cancellation of the order will result in:

- **WEEK 1 – 25% CHARGE FOR WORK IN PROGRESS**
- **WEEK 2 – 50% CHARGE FOR WORK IN PROGRESS**
- **WEEK 3 & 4 – 100% CHARGE FOR WORK IN PROGRESS**

SHORT-LEAD WAIVER (3 week lead times plus delivery) - Century provides zero (0) day time period from date of order acknowledgement to change/cancel an order. The order is immediately processed, released, and locked into production. Changes or cancellation of the order will result in:

- **WEEK 1 – 25% CHARGE FOR WORK IN PROGRESS**
- **WEEK 2 – 50% CHARGE FOR WORK IN PROGRESS**
- **WEEK 3 – 100% CHARGE FOR WORK IN PROGRESS**

TERMS AND CONDITIONS OF SALE

1. 50% DEPOSIT REQUIRED TO PROCESS ORDERS OVER $10,000 FOR C.I.A. (CASH IN ADVANCE) CUSTOMERS. ORDERS LESS THAN $10,000 REQUIRED TO BE PAID IN FULL. ACCOUNTS WITH CREDIT TERMS MAY REMIT PAYMENT WITH BANK CHECKS, COMPANY CHECKS, AND WIRE TRANSFERS OF FUNDS. CENTURY ACCEPTS MOST MAJOR CREDIT CARD PAYMENTS FOR RETAIL SALES ONLY. CENTURY WILL NOT ACCEPT POST DATED CHECKS. A $50 SERVICE CHARGE WILL BE APPLIED FOR CHECKS RETURNED FROM BANK FOR NON-SUFFICIENT FUNDS. BALANCE IS DUE FIVE (5) BUSINESS DAYS PRIOR TO DELIVERY. IF NOT PAID, DELIVERY WILL BE CANCELLED AND NOT RE-SCHEDULED UNTIL BALANCE IS PAID.

2. CENTURY PROVIDES A *(3) DAY GRACE PERIOD FROM DATE OF ORDER TO CHANGE OR CANCEL ORDER. AFTER THAT TIME, ORDER WILL BE PROCESSED AND DEPOSITS ARE NON-REFUNDABLE.

3. INSTALLATION AND ADJUSTMENTS OF MERCHANDISE IS RESPONSIBILITY OF CUSTOMER.

4. SHIP DATE ON ORDER ACKNOWLEDGMENT IS TENTATIVE. CUSTOMER ADVISED OF SHIP DATE 1 WEEK PRIOR TO ACTUAL SHIP DATE. MATERIAL HELD AFTER 30 DAYS FROM SHIP DATE MAY BE DISPOSED OF AND DEPOSIT FORFEITED OR A STORAGE FEE OF $100.00 PER WEEK ADDED. CENTURY DELIVERS TO A GARAGE (1ST CHOICE) OR GROUND FLOOR ONLY.

5. COUNTERTOPS

a. ALL COUNTERTOPS ARE REQUIRED TO BE INSPECTED PRIOR TO SIGNING, "RECEIVED IN GOOD CONDITION". NO CREDITS OR REPLACEMENTS ISSUED ONCE SIGNED.

b. SOLID SURFACE OR GRANITE ORDERS, MUST BE PAID IN FULL AT TIME ORDER IS PLACED. CHANGES TO ORIGINAL DESIGN WILL RESULT IN REVISED QUOTE THAT MUST BE SIGNED AND PAID IN FULL. IF SECOND TRIP IS MADE TO TEMPLATE OR DELIVER, FEE OF $300.00 WILL BE APPLIED. GRANITE IS NATURAL STONE, NO WARRANTY IS OFFERED.

6. FREE DELIVERY WITH A MINIMUM ORDER OF $1000.00, OTHERWISE THERE'S A $250.00 DELIVERY CHARGE. CUSTOMER OR AUTHORIZED AGENT MUST BE PRESENT AT DELIVERY TO SIGN, DATE AND ACCEPT. DELIVERY MUST BE CANCELLED 2 WEEK BEFORE DELIVERY OR A CHARGE OF$250.00 WILL BE APPLIED TO DELIVER THE CABINETS ON THE NEXT SCHEDULED DAY.

7. IT IS THE BUYERS RESPONSIBILITY TO VERIFY QUANTITIES RECEIVED, INSPECT CARTONS FOR DAMAGE, SIGN AND DATE THE SHIPPING TICKETS.

8. CLAIMS FOR SHORTAGES, ERRORS, OR DAMAGES TO MERCHANDISE MUST BE NOTED ON SHIPPING TICKET AT TIME OF DELIVERY. CONCEALED DAMAGES MUST BE REPORTED TO YOUR CENTURY REPRESENTATIVE WITHIN 2 WEEKS OF SHIPMENT.

9. MERCHANDISE IS NOT RETURNABLE UNLESS DEFECTIVE. DEFECTIVE ITEMS NEED TO BE RETURNED WITHIN 30 DAYS OF DELIVERY UNINSTALLED AND IN ORIGINAL BOX. REPLACEMENT ITEMS WILL BE EVEN EXCHANGE. FLOOR SAMPLES ARE FINAL AND NOT RETURNABLE.

10. CENTURY CABINETRY HAS A 10-YEAR LIMITED WARRANTY, EFFECTIVE AS OF 4/01/12. CENTURY KITCHENS WILL REPAIR OR REPLACE ANY MATERIAL THAT PROVES DEFECTIVE; WE WILL NOT ACCEPT CLAIMS FOR LABOR COST OR DAMAGES.

11. CREDITS FOR ANY REASON WILL BE AT CENTURY KITCHENS DISCRETION INCLUDING A 35% RESTOCKING FEE FOR APPROVED PARTS.

Warranty Information

10 Year Limited Warranty

Century Cabinetry, Inc. warrants its products to be free from defects in material or workmanship under normal use for a period of 10 years from date of purchase by the original consumer purchaser and is not transferrable to subsequent homeowners. Should defects in material or workmanship arise during this warranty period, Century Cabinetry, Inc. will replace or repair, at its discretion, the defective cabinet, material or component.

This warranty does not cover products that are misused, abused, neglected, modified, improperly stored, incorrectly installed, or subjected to extremes in moisture or temperature.

This warranty covers only parts and materials of the products manufactured by Century Cabinetry, Inc.. Not covered under this warranty are countertops, appliances, plumbing fixtures, etc or the costs (including labor) to remove or re-install materials or related items such as plumbing fixtures, countertops, appliances…

Wood Disclaimer

Variations in color and grain are a natural characteristic of wood. Changes in color on finished wood products can occur due to exposure to light and other environmental factors. These variations and color changes are not deemed defective and therefore are not covered under this warranty.

Finishes/Glazes/Distressing

Variations in Century Cabinetry's hand applied finishes and glazes are what give each piece its distinctive look and these variations are not considered to be defects in material or workmanship.

Changes to Finishes or Product Design

Century Cabinetry may modify product due to supplier availability and as changes or improvements are implemented, but is under no obligation to make these changes to previously manufactured product.
If a warranty claim is filed after a product or finish becomes obsolete, Century Cabinetry reserves the right to honor the warranty in the following ways:

a. To replace the affected component with a new component of the same style
b. To replace the affected component with any other component(s) to achieve a similar appearance with a style that is comparable in appearance, color, design or construction based upon current product offerings.

If components are replaced, Century Cabinetry cannot guarantee that the finish of these items will be an exact match to the finish and appearance of the original purchased components.

Making a Claim

Implied Warranties

This warranty is only valid in the United States of America. To the extent permitted by law, any implied warranties, including the implied warranties of merchantability and fitness for a particular purpose, are limited to the duration of this express warranty. This warranty excludes any incidental or consequential damages. Some states do not allow
To make a claim under this warranty, the purchaser must contact their local Century dealer or distributor and report said defects. If you have difficulty obtaining assistance write to: Century Cabinetry Inc. 220 Phillips Road Exton, PA 19341. Attn: Customer Warranty/Service Department. To ensure timely processing, please include your name, phone number, builder or contractor name, lot number, address, city, state, and zip code.

Warranty Effective Date

This warranty is effective as of April 1, 2012 and covers all cabinets ordered on or after this date.

THIS WARRANTY IS THE EXCLUSIVE WARRANTY OF CENTURY CABINETRY AND IS IN LIEU OF ALL OTHER WARRANTIES, EITHER EXPRESSED OR IMPLIED. IN NO EVENT SHALL CENTURY CABINETRY BE LIABLE FOR CONSEQUENTIAL, INDIRECT OR INCIDENTAL DAMAGES RESULTING FROM THE INSTALLATION, USE OR FAILURE OF ITS PRODUCT.

Care & Cleaning Guidelines

The solid wood and wood veneer components used in the manufacture of your cabinets are finished with a Water-Based UV Finish, which will hold up to continuous use for many years. The materials used in the finishing process are especially designed to meet industry performance standards for resistance to moisture, grease, soap, detergents, and food stains. The following guidelines and suggestions should help keep your cabinetry looking beautiful for many years.

General Cleaning and Care of Wood Cabinets

Remove any oil, grease, or soil, using a clean damp cloth of mild soap and water. Rinse with a clean damp cloth. Dry throughly with a soft lint-free cloth. DO NOT use steel wool, soap pads, polishing wax or cleaners containing bleach, ammonia, harsh detergents, and abrasives. All of these can remove the factory-applied finish and thus void warranty.

Routine cleaning can help prevent permanent damage from build up of grease and smoke.

Excess moisture can also damage cabinets. The most common areas for moisture build-up are around the sink, range, dishwasher, oven, and baseboard. Immediately dry surfaces with a clean cloth.

Over time cabinet finish may either darken or lighten depending upon lighting. This is normal.

To repair nicks and scratches

Use a matching Touch Up Marker which is designed to match the cabinet finish. If you do not have one, please contact your Century Cabinetry dealer.

Apply the touch up marker over the scratched area and wipe away the excess with a clean soft cloth. Never use sand paper or any other material to even out a scratch, as it will damage the finish.

Care of Cabinet Interiors

Century Cabinetry's shelves are made of low pressure laminate which is a material that is resistant to scratches, stains, and water penetration

To remove food residue or grease, use any common dishwashing liquid (not detergent) or a solution of mild soap and water. Wipe clean with a clean soft damp cloth and dry thoroughly. Wipe up spills and dry immediately.

that are above and adjacent to a self-cleaning oven.

Industry Qualifications

Century Cabinetry is committed to conducting our business in an environmentally responsible manner. Our commitment to environmental awareness and preservation is reflected throughout our business. Century's cabinetry is manufactured using environmentally friendly practices.

KCMA Certified

Century Cabinetry has been certified by the Kitchen Cabinet Manufacturers Association (KCMA) as meeting the standards for their Environmental Stewardship Program (ESP). Our organization is committed to meeting and further exceeding the standards as set forth by the leaders in our industry. Visit WWW.KCMA.ORG for more information.

CARB II Compliant

California Air Resources Board (CARB) continues in the development of innovative air pollution control strategies. CARB II is the toughest standard in the world for formaldehyde emission levels from composite wood panels. Century Cabinetry products are CARB II compliant. Visit WWW.ARB.CA.GOV for more information.

WATER BASE UV Finishing

In 2008, Century completed a Finishing System Modernization program committed to environmentally safe processes. Stains and Finishes were converted to Water-Base UV thereby virtually eliminating hazardous air pollutants (HAPS)

LEADERSHIP IN ENERGY ENVIRONMENTAL DESIGN (LEED)

and off-gassing odors and greatly reducing volatile organic compounds (VOC). Material is also formulated without heavy metals and are formaldehyde free. These standards provide a healthy product for your home while protecting and conserving our land and natural resources.

LEED is a nationally accepted benchmark for the design, construction and operation of high-performance green buildings. The LEED certification program is run under the guidance of the US Green Building Council (USGBC). Please visit WWW.USGBC.ORG for more information. Century Cabinetry can provide cabinets to fulfill most of your LEED project requirements.

Custom Item Form

Reset Form

Please Fax To:
610-363-5409
Attn: Production Manager

CENTURY CABINETRY

rev: 05-23-13

Custom Item Worksheet
Please submit this form for approval and quote from Century Cabinetry

Century Cabinetry recommends that you obtain approval prior to committing to your customer that this custom option is available. Please allow 3 days for a response.

Please include the following details:

Customer Name: _____ **Date:** _____

Project Name: _____ **Lot# /Tag:** _____

Product Series:
Door Style: _____ **Finish:** _____ ☐ GHS ☐ CHS ☐ EURO

Description of Request:

Please provide a drawing: Width _____ Height _____ Depth _____

APPROVED:
☐ YES **Approved By:** _____ **Date:** _____
☐ NO **Total List Price** _____ **Extra Lead Time Required:** _____ **Weeks**
Approval Code: _____

Email to Century Production Manager

Code	Description	Page
AD	Apron Drawer	108
ADK	Apron Drawer Keyboard	108
ALMSTL	Alumasteel Liner	114
ARDV	Arch Radius Decorative Valance	125
AV	Arch Valance	121
AVS	Arch Valance "Shaker"	125
B	Base	82
B-ADA	Base - ADA	92
B-21	Base - 21" Depth	91
B-21-2T	Base - 21" Depth - 2 Pullouts	91
B-2T	Base - 2 Pullouts	83
B4D	Base 4 Drawer	85
BBAS	Base Basket	85
BBC	Base Blind Corner	90
BBCFH	Base Blind Corner Full Height	89
BBCFH-2T	Base Blind Corner Full Height - 2 Pullouts	89
BBCSO	Base Blind Corner Swing Out	90
BBCFHSO	Base Blind Corner Full Height Swing Out	90
BC	Base Chrysler (45° Cabinet)	90
BC	Base Corner	90
BCT	Base Cooktop	86
BCM	Bottom Casement Molding	117
BCS	Base Corner Shelf "Similar to BLS"	89
BD	Base Drawer	85
BD-ADA	Base Drawer - ADA	92
BD	Base Drawer (Combo)	88
BD-2T	Base Drawer - 2 Pullouts	82
BDCT	Base Drawer Cooktop	85
BDD	Base Deep Drawer	85
BDRT	Base Drawer Range Top	85
BEC	Base End Corner	90
BEU	Base End Unit	91
BEUOS	Base End Unit Open Shelf	91
BEUWR	Base End Unit Wine Rack	81
BFH	Base Full Height	82
BFH-21	Base Full Height - 21" Depth	91
BFH-21-2T	Base Full Height - 21" Depth - 2 Pullouts	91
BFH-2T	Base Full Height - 2 Pullouts	83
BLOCK BOX	1 Color Block Sample Box	131
BLS	Base Lazy Susan	89
BLSU	Base Lazy Susan with Upgraded Tray	89
BMW	Base Microwave Cabinet	86
BMX	Base Mixer Cabinet	84
BOARD	Hardware Board	133
BPO	Base Pullout	84
BPOC	Base Pullout with Canisters	84
BT	Base Tray	84
BTBM	Beaded Top / Bottom Molding	124
BTC	Base Trash Cabinet	84
BTCFH	Base Trash Cabinet Full Height	84
BTC-VDD	Base Trash Cabinet with Vanity-Depth Drawer	84
BTF	Shaker Bunn Foot	121
BUMPER PAD	Bumper Pads	133
CARE-KIT	Complete Touch Up Kit (ALL COLORS)	133
CBPL	Counterbalance Bracket	126
CF	Corner Filler (Flat)	112

Code	Description	Page
CF-OL	Corner Filler (Overlay)	112
CM	Crown Molding	123
CMA	Crown Molding-Angled	123
CMC	Crown Molding-Coved	123
CMS	Crown Molding-Small	123
CMT	Crown Molding-Large	123
COFC	Counter Depth Coffee Maker Cabinet	58
COLOR BLOCK	Color Blocks	134
COLORS ALL (CHS)	Full Lines Color Block Samples	131
COLOR SET (GHS)	All Gatehouse Color Block Samples	131
CS	Corbel - Shaker	126
CSK	Custom Shelf Kit	145
CT	Cutlery Tray Drawer Insert	119
CTB	Cook Top Base	86
CTB-2T	Cook Top Base - 2 Pullouts	86
CUB	Cubbies	61
DDF	Desk Deep File	108
DF	Desk File	108
DFH	Desk Full Height	108
DFICS	Diagonal Filler Inside Corner "Shaker"	112
DH	Gatehouse Drawer Heads	136
DH / DHBP	Carriage House Drawer Heads	141
DISPLAY RACK	Door Display Rack	133
DL	Desk Leg	108
DR	Carriage House Doors	141
DR	Gatehouse Doors	136
DRFF	Door Face Frame	64
DRFFB	Door Face Frame Base	92
DRFIC	Diagonal Reeded Filler Inside Corner	112
DRG / DRM	Carriage House Glass / Mullion Doors	142
DRG / DRM	Gatehouse Glass / Mullion Doors	137
DRWR HD SCREW	Drawer Head Screws	130
ECF	End Corner Filler	124
EFF	End Filler Flat	115
EFFN	End Filler Flat Narrow	114
EFO	End Filler Overlay	115
EFF-R	End Filler Flat with Return	115
EFF-FR	End Filler Flat with Full Return	115
EFFN-R	End Filler Flat Narrow with Return	114
EFO-R	End Filler Overlay with Return	107
EP	End Panel	105
EPB	End Panel -Base - "Skin"	113
EPDR	End Panel Door	117 - 118
EPW	End Panel - Wall - "Skin"	113
F	Fillers	111
F-ALMSTL	Alumasteel Filler	111
F-OL	Filler with Overlay	111
F45	Angle Filler	103
F58	Starter Filler	111
FDSK	Carriage House Full Depth Shelves	144
FDSK	Gatehouse Full Depth Shelves	139
FLSH	Floating Shelf	126
FS	Filler "Shaker"	113
FSF	Farm Sink Front	78
FTK	Furniture Toe Kick	124
GSK	Carriage House Glass Shelves	144

Code	Description	Page
HAVF	Hanging Arrow Vanity Front	107
HINGE	Hinges	133
HWD	Standard/Upgraded/Upgraded 2 Hardware	112 - 113
ICM	Inside Corner Molding	124
KNF	Knife Block Drawer Insert	114
LAMINATE	Laminate Sheet	114
LBS	L-Bracket Shaker	126
LONG SCREW	Installation Screw - Long 3"	130
LVM	Light Valance Molding	124
LVSH	Light Valance Shaker Molding	124
MANTEL	Mantel	126
MS	Mantel "Shaker"	126
MS, SHORT, LONG	Screws	132
MS1	Machine Screw 1"	130
MT	Mirror Trim	124
MW	Wall Microwave Cabinet	58
OC L	Oven Cabinet (Double)	98
OC L-TKF	Oven Cabinet (Double) Trim Kit Full	98
OC S	Oven Cabinet (Single)	97
OC S-TKF	Oven Cabinet (Single) Trim Kit Full	97
OC-TKF	Oven Cabinet - Trim Kit Full	90
OC-WDR	Oven Cabinet - Warming Drawer	98
OCM	Outside Corner Molding	124
OTK	Oven Trim Kit Details	98
OTKF	Oven Trim Kit Full	91
P	Legs	127
PANEL-APPL	Appliance Panel	207
PB	Panel Backer	114
PBB	Panel Backer Beaded	114
PBDI	Peg Board Drawer Insert	119
PCCS	Pilaster Column Corbel Shaker	128-129
PLATE	Plate	127
PLASTIC CAP	Plastic Caps	130
PLS	Pilaster Leg Shaker	127
PIL	Pilaster	127
PO-CANS	Pullouts with Canisters	143
POT / POTC / POKT	Gatehouse Pullout Tray Kits	138
PO-FAP	Carriage House Pullout Base Mixer	143
RPK-TC	Carriage House Pullout Trash Kits	143
POT / POTC / POKT	Carriage House Pullout Tray Kits	143
PS	Pilaster "Shaker"	130
PSK	Carriage House Pantry Shelf Kits	144
PSK	Gatehouse Pantry Shelf Kits	139
RDK	Carriage House Drawer Cores	138
RDK-TC	Gatehouse Pullout Trash Kits	138
RDK	Gatehouse Drawer Cores	138
RH	Range Hood	63
RHT-EXT	Range Hood Extension	63
RHS	Range Hood Shiplap	62
RHT	Range Hood Tapered	63
RPK	Carriage House Pullouts	143
RPK	Gatehouse Pullouts	138
S	3" Spacer Drawer Insert	114
SAMPLE DOOR	Sample Door 15" x 18" No Drilling	130
SDW	Sample Door	133
SB	Sink Base	87
SBB	Sink Base Base (Combo)	88

Code	Description	Page
SBD	Sink Base Drawer (Combo)	88
SBDFH	Sink Base Drawer Full Height	78
SBFH	Sink Base Full Height	87
SBFS	Sink Base Farm Sink	88
SBFHRF-ADA	Sink Base Full Ht Removable Front-ADA	92
SBTC	Sink Base Trash Cabinet	88
SBTCFH	Sink Base Trash Cabinet Full Height	88
SFD	Sink Front Diagonal	89
SFD FLOOR	Sink Floor	89
SFDFH	Sink Front Diagonal Full Height	89
SH	Carriage House 12" / 15" / 24" Shelves	144
SH, SH-PLY	Gatehouse Shelves	139
SHELF PINS	Carriage House Shelf Hardware	133
SHELF PINS	Gatehouse Shelf Hardware	133
SHOE	Shoe Molding	124
SHORT SCREW	Installation Screw - Short 1 5/8"	130
SMG	Sidemount Glides	133
SPC	Spice Tray Drawer Insert	114
SPICE RACK	Carriage House Spice Pullouts	143
SPICE RACK	Gatehouse Spice Pullouts	138
SS	Scribe Molding	124
STRIKE CATCH	Strike Catch	133
SV	Straight Valance	125
TCM	Top Casement Molding	117
TKC	Toe Kick Cover	124
TKCA	Toe Kick Cover Arched	122
TKE	Toe Kick End	124
TOT	Turn Out Trays	133
TU	Touch Up	133
TRASH CAN	Carriage House Trash Can	143
TRASH CAN	Gatehouse Trash Can	138
TT	Tank Topper	106
UC	Utility Cabinets	96-97
UC-4T	Utility Cabinet - 4 Pullouts	88-89
UEC	Utility End Cabinet	97
UMG	Undermount Glides	133
UT	Utility Tray Drawer Insert	114
V1D	Vanity 1 Drawer	97
V4D	Vanity 4 Drawer	97
V4M	Valance	125
VB	Vanity Base	104
VBD	Vanity Base Drawer	105
VBDB	Vanity Base Drawer Base	105
VBDD	Vanity Base Double Drawer	105
VBDFH	Vanity Base Drawer Full Height	105
VBRF-ADA	Vanity Base Removable Front	97
VBS	Vanity Base Space Saver	104
V1D	Vanity 1 Drawer	106
VD	Vanity Drawer	106
V4D	Vanity 4 Drawer	106
VD-ADA	Vanity Drawer - ADA	107
VEP	Veneer End Panel	105
VL	Vanity Linen	106
VSB	Vanity Sink Base	104
VSB-HV-ADA	Vanity Sink Base Removable Front	107
VB-ADA	Vanity Base - ADA	107
VBRF	Vanity Base Removable Front - ADA	107

Code	Description	Page
VSBS	Vanity Sink Base Space Saver	104
VSH / VSH-PLY	Gatehouse Veneer Shelves	140
VSH / VSH-PLY	Carriage House Veneer Shelves	145
VSHWC	Gatehouse Veneer Wall Corner Shelves	137
VSHWC	Carriage House Veneer Wall Corner Shelves	142-143
W	Wall	54-57
WBC	Wall Blind Corner	59
WBS	Wall Book Shelf	68-69
WC	Wall Corner	58
WCLS	Wall Corner Lazy Susan	58-59
WCSH / WDFCSH	Carriage House Wall Corner Shelves	143
WCSH, WCSH-PLY	Gatehouse Wall Corner Shelves	139
WD	Wall Drawer	60-61
WEC	Wall End Corner	60
WG	Wall Glass	70-72
WG	Wall Glass - 15" Depth	73-74
WG	Wall Glass - 9" Depth	72-73
WGC	Wall Glass Corner	74
WGD	Wall Glass Drawer	75-76
WGD	Wall Glass Drawer - 15" Depth	75-76

Code	Description	Page
WGEC	Wall Glass End Corner	75
WGPC	Wall Glass Pie Cut Corner	74
WLIFT	Wall Lift-Up	61
WM	Wall Mullion	70-72
WM	Wall Mullion - 15" Depth	73-74
WM	Wall Mullion - 9" Depth	72-73
WMC	Wall Mullion Corner	74
WMD	Wall Mullion Drawer	75-76
WMD	Wall Mullion Drawer - 15" Depth	75-76
WMEC	Wall Mullion End Corner	75
WNS	What Not Shelf	61
WOS	Wall Open Shelf	68
WPC	Wall Pie Cut Corner	60
WPCSH, WPCSH-PLY	Gatehouse Wall Pie Cut Corner Shelf	139
WPCSH, WPCSH-PLY	Carriage House Wall Pie Cut Corner Shelves	143
WRD	Wine Rack Diagonal	57
WRH	Wall Range Hood Kit	62
WRL	Wine Rack Lattice	57
WSR	Wine Stem Rack	57

- ***Nomenclature***
- ***Dimensional Specifications***
- ***Cabinet Construction***
  - *Full Access (Frameless)*
  - *Framed*
  - *Framed (All Wood Construction)*
  - *Drawers and Pullouts*
  - *End Panel Options*
  - *Cabinet Modifications*
- ***Terms & Policies***
- ***Warranty Information***
- ***Product Care & Cleaning***
- ***Industry Qualifications***
- ***Custom Item Form***

Century's Full Item Code

Positions: 1 2 3 4 5 6 7 8 9 10 11

CHS GA W2130 L

- CHS — Cabinet Series: GHS, CHS
- GA — Door Style Code
- W2130 L — Item Code

Century Full item code is 17 positions long

Positions 1 to 3 = Cabinet Series
Ex : GHS / CHS

Positions 4 to 5 = Door Style Code
Ex : GA = Georgetown Auburn

Positions 6 to 17 = 12 Position Item Code
Ex : W2130L or B15L

Wall Cabinets - Dimension and Handing Nomenclature

W 21 30 L ← Hinge Left

- W — Wall Cabinet
- 21 — 21" Width
- 30 — 30" Height

For Walls - Standard depth = 12". You only note depth when it is not the standard for that type of cabinet

Positions: 6 7 8 9 10 11 12

W 30 18 15 ← 15" Depth

- W — Wall Cabinet
- 30 — 30" Width
- 18 — 18" Height

Width - Positions 7 - 8
Height - Positions 9 - 10
Depth - Positions 11 - 12

If item does not have numbers in position 11 and 12 the depth is 12"

WBC 36/39 42 R

- WBC — Wall Blind Cabinet
- 36/39 — 36" to 39" *Wall coverage from corner is 36" minimum to 39" maximum*
- 42 — 42" Height
- R — Blind Right

Base Cabinets - Dimension and Handing Nomenclature

B 15 R

- B — Base Cabinet
- 15 — 15" Width
- R — Hinge Right

Utility Cabinets - Dimension and Handing Nomenclature

UC 18 84 R ← Hinge Right

- UC — Utility Cabinet
- 18 — 18" Width
- 84 — 84" Height

For UC - Standard depth = 12"

You only note depth when it is not the standard for that type of cabinet

Positions: 6 7 8 9 10 11 12 13 14

UC 18 84 24 R

- UC — Utility Cabinet
- 18 — 18" Width
- 84 — 84" Height
- 24 — 24" Depth
- R — Hinge Right

Width - Positions 8 - 9
Height - Positions 10 -11
Depth - Positions 12 -13
Handing - Position 14

****If item does not have numbers in position 12 & 13 the depth is 12"***

Specifications: Dimensional Specifications

The following illustrations show the height dimensions of cabinets, doors, and drawers to assist with placement and alignment, during the design and installation process. Noted door and drawer dimensions are nominal. For exact sizes, consult the Replacement Items section. The typical 3-15/16" high toekick and a 1-1/2" thick countertop are both shown for a total height of 36".

84" High Cabinet Top Alignment

Note: 30-9/16" H wall cabinets, installed 53-1/8" off the finished floor, provides 17-7/16" clearance below the wall cabinets to a typical countertop height of 36".

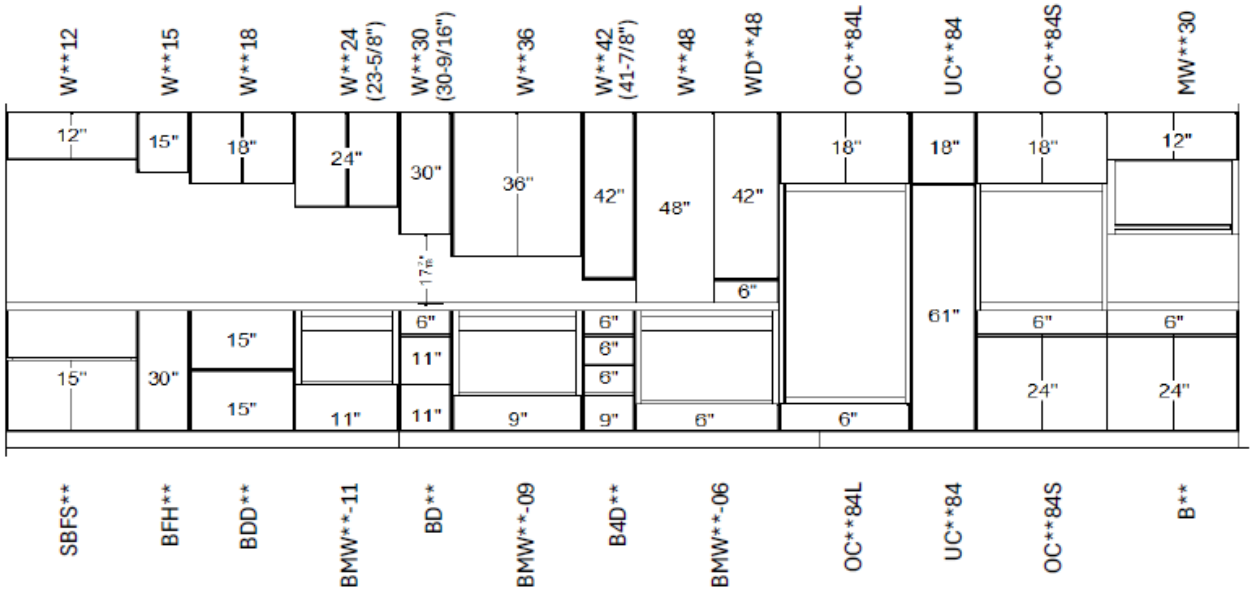

90" High Cabinet Top Alignment

Note: 36" H wall cabinets, installed 54" off the finished floor, provides 18" clearance below the wall cabinets to a typical countertop height of 36".

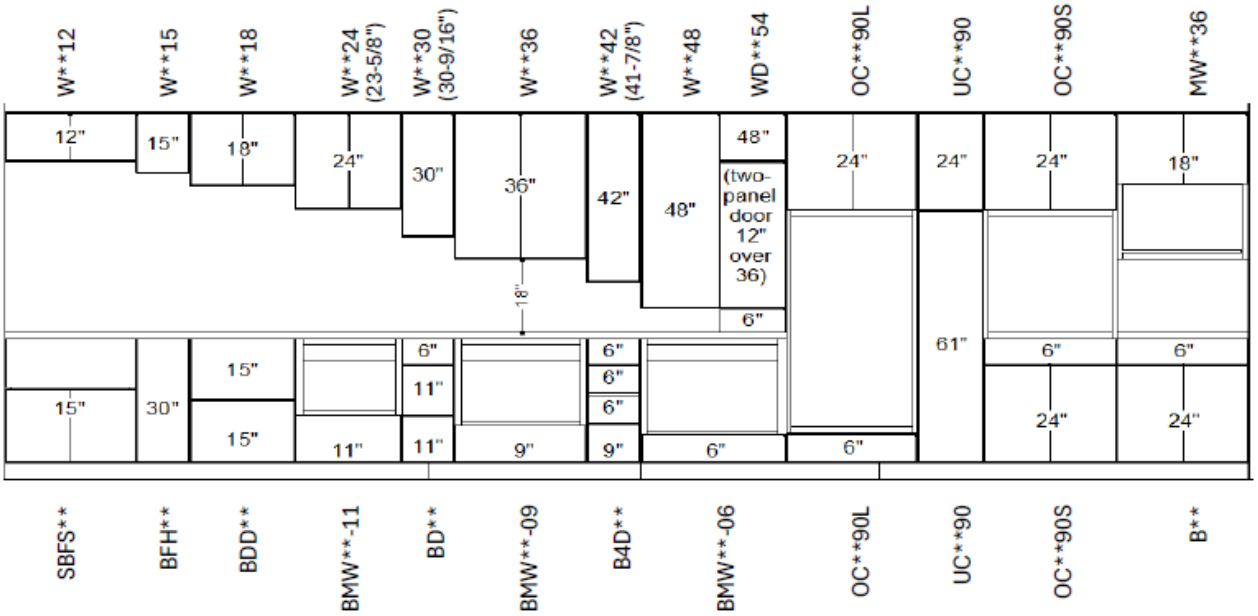

96" High Cabinet Top Alignment

Note: 14-7/8" H wall cabinets, installed 54-1/8" off the finished floor, provides 18-1/8" clearance below the wall cabinets to a typical countertop height of 36".

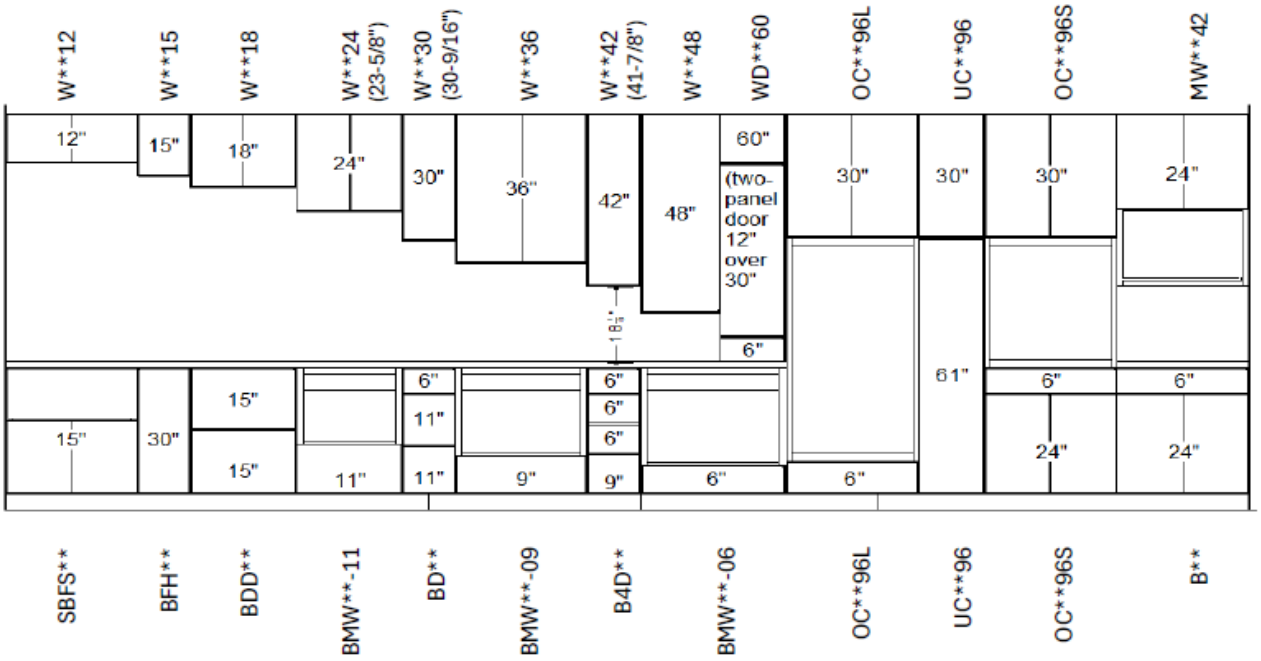

102" High Cabinet Top Alignment

Note: 48" H wall cabinets, installed 54" off the finished floor, provides 18" clearance below the wall cabinets to a typical countertop height of 36".

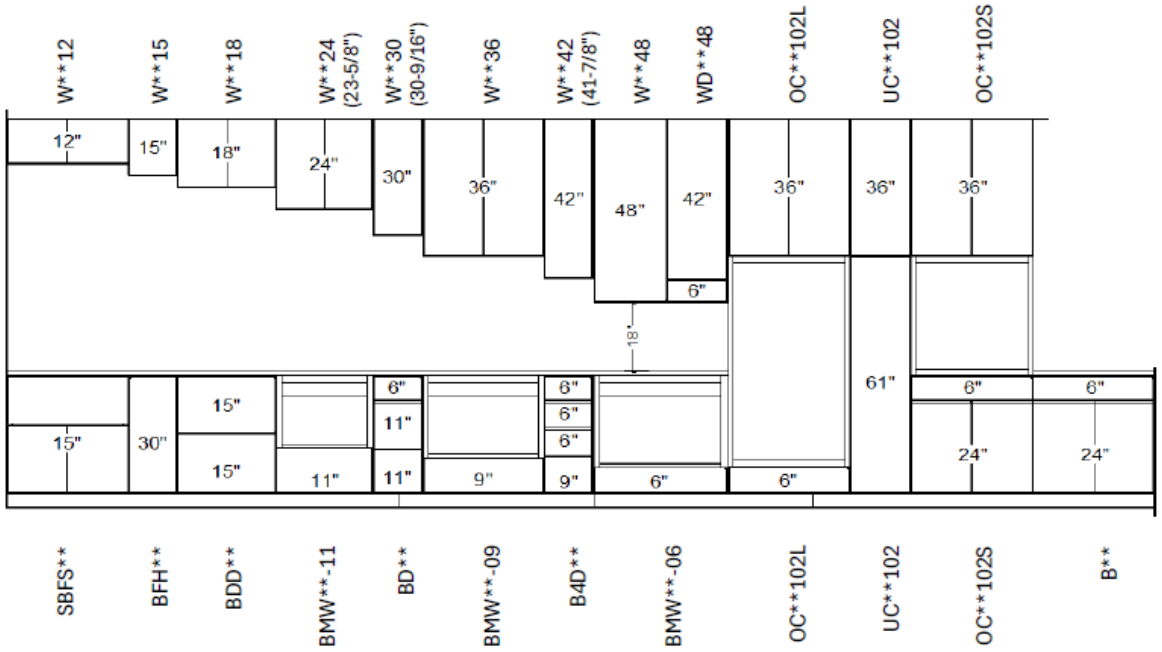

Specifications: Dimensional Specifications

Vanity Cabinet Alignment

Note: Vanity Cabinets are 34-1/2" high.

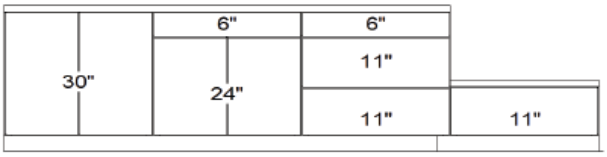

VB** / VSB ** VD** V1D**

Office Cabinet Alignment

Note: Office Cabinets are 29-1/2" high.

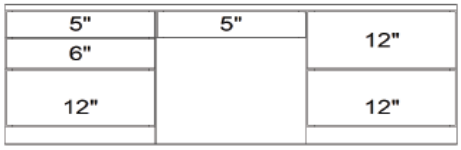

DF** AD** DDF**

ADA Cabinet Alignment

Note: ADA Cabinets are 32-1/2" high.

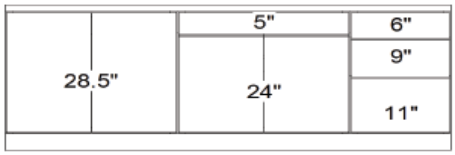

SBFHRF**-ADA BD**-ADA
VBRF**-ADA VSB**HV-ADA VD**-ADA

W/LIFT

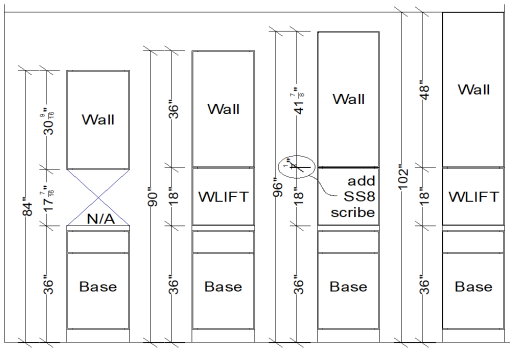

Angled Cabinets

Plan view of angled cabinets to help you select the proper handing of Left or Right.

WEC24**L
WGEC24**L
WMEC24**L
BEC24L
UEC**L

WEC24**R
WGEC24**R
WMEC24**R
BEC24R
UEC**R

BC1824R

BC1824L

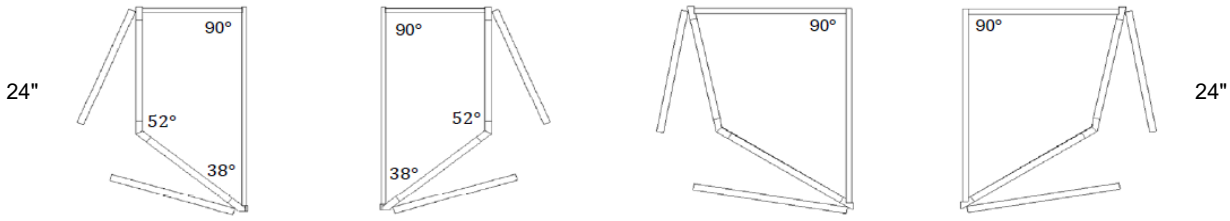

Specifications: Cabinet Construction - Full Access (Frameless)

Backs
• 5.5 mm thick **fiberex*** painted natural maple wood-grain
Fiberex is a High Density Fiberboard (HDF) reinforced panel set into end panels, secured with adhesive and clamped under pressure, ensuring square construction.

Finished End Panels
• 5/8" thick furniture-board low pressure laminate
• Exposed ends coordinates with door color
• Front is edge-banded to coordinates with door color
• Drilled to receive 8mm wood-dowels (top and bottom)
• Interiors are Natural Maple color wood grain laminate

Unfinished End Panels
• Unexposed ends are neutral color

Tops & Bottoms
• 3/8" thick furniture board laminated low pressure laminate
• Front Edge has horizontal face frame rail attached (1 7/8" high)

The Following Cabinets Are Full Access (Frameless) Construction:		
Oven Cabinets (OC)	Base Lazy Susans (BLS)	Apron Drawers (AD)
Pantries and Utilities (UC)	Base Corner Susans (BCS)	Desk Files (DF and DDF)
Utility End Corners (UEC)	Base End Corner (BEC)	Vanity Linen (VL)
Wall End Corner (WEC)	Base Corner (BC)	Wine Rack Diagonal (WRD)*
Lift-Up Door Appliance Garage (WLIFT)	Base Pullout (BPO6)	** Does not use face frame rail*

Specifications: Cabinet Construction - Framed

Face Frames

- 3/4" thick solid wood stiles and rails; joined with pocket screws
- Stiles are 1 1/8" wide; inside edge is beaded and outside edge radiused
- Rails are 1 7/8" wide inside edge is beaded and outside edge radiused

Backs

- 5.5 mm thick **fiberex*** painted natural maple wood-grain

******Fiberex is a High Density Fiberboard (HDF) reinforced panel set into end panels, secured with adhesive and clamped under pressure, ensuring square construction. ******

End Panels

- **Unexposed** end panels are 3/8" thick furniture-board; recessed a 1/4" from outside edge of face frame.
- Exterior face of end panel is laminated with a low pressure laminate.
- Interior face of end panel is laminated with a low pressure laminate in natural maple wood grain.

- **Exposed** end panels are 5/8" thick furniture-board; semi-flush with outside edge of face frame.
- Exterior face of end panel is low pressure laminate coordinating with door color.
- Interior face of end panel is low pressure laminate in Natural Maple color wood grain.

Tops & Bottoms

Wall Cabinets

- 3/8" thick furniture-board low pressure laminate with Natural Maple wood-grain on both sides.
- Dadoed and glued into the end panels and face-frame.

Base Cabinets

- Bottoms -- 3/8" thick furniture-board with low pressure laminate.
- Dadoed and glued into the end panels and face frame.
- Tops -- 3/8" Thick Plywood Vertical Construction Braces

Toekicks

- Separately constructed; glued and stapled to the cabinet.
- Constructed of 5/8" thick MDF or furniture board.
- On finished cabinet ends, the toekick is recessed in 2".
- On nonfinished cabinet ends, toe kick is recessed in 3/8".
- **TKC8** must be ordered to give a seamless finish in field.

Shelves

Carriage House Series

- 3/4" thick furniture-board low pressure laminate; with beaded wood edge.

****Bradford, Coventry, Manchester & Impervia Highland Door Styles Use Gatehouse Shelf****

Gatehouse Series

- 3/4" thick furniture-board laminated low pressure laminate; with PVC edge-banding.

Specifications: Cabinet Construction - Framed (All Wood Construction)

Face Frames

• 3/4" thick solid wood stiles and rails; joined with pocket screws.
• Stiles are 1 1/8" wide; inside edge is beaded and outside edge radiused.
• Rails are 1 7/8" wide inside edge is beaded and outside edge radiused.

Backs

• 5.5 mm thick prefinished wood veneer with an MDF core.

End Panels (Carriage House)

• **Unexposed** end panels are 1/2" thick plywood; recessed a 1/8" from outside edge of face frame.
• Exterior face of end panel is laminated with an unfinished wood veneer inner plies and MDF cross-bands.
• Interior face of end panel is laminated with a prefinished wood veneer inner plies and MDF cross-bands.

• **Exposed** end panels are 5/8" thick plywood; semi flush with outside edge of face frame.
• Exterior face of end panel is laminated with a wood veneer inner plies and MDF cross-bands. A matching stain or paint color is applied to MDF or wood veneer.
• Interior face of end panel is laminated with a prefinished wood veneer inner plies and MDF cross-bands.
*****NOTE: Bradford, Coventry, Manchester & Impervia Highland Door Styles use Gatehouse Specifications*****

End Panels (Gatehouse)

• **Unexposed** end panels are 1/2" thick plywood; recessed a 1/8" from outside edge of face frame.
• Exterior face of end panel is laminated with an unfinished wood veneer.
• Interior face of end panel is laminated with a prefinished wood veneer.

• **Exposed** end panels are 1/2" thick plywood; recessed a 1/8" from outside edge of face frame. Back of frame is unfinished.
• Exterior face of end panel is laminated with a wood veneer in the matching stain or paint color.
• Interior face of end panel is laminated with a wood veneer.

Tops & Bottoms

Wall Cabinets
• 3/8" thick plywood laminated with a prefinished wood veneer on both sides.
• Dadoed and glued into the end panels and face-frame.

Base Cabinets
• Bottoms -- 3/8" thick plywood prefinished wood veneer.
• Dadoed and glued into the end panels and face frame.
• Tops -- 3/8" thick plywood Vertical Construction Braces.

Toekicks

• Separately constructed; then glued and stapled to the cabinet.
• Constructed of 1/2" - 5/8" thick plywood.
• On finished cabinet ends, the toekick is recessed in 2".
• On unfinished cabinet ends, the toekick is recessed 1/2".
• **TKC8** must be ordered to give a seamless finish in field.

Shelves

Carriage House Series
• 3/4" thick plywood laminated with a prefinished wood veneer on both sides; with beaded wood edge.
****Bradford, Coventry, Manchester & Impervia Highland Door Styles Use Gatehouse Shelf****

Gatehouse Series
• 3/4" thick plywood laminated with a prefinished wood veneer; with prefinished wood veneer edge banding.

****Bradford, Coventry, Manchester & Imperiva Highland Door Styles use Gatehouse UPGRADED (DTG) Drawer Features****

DRAWER FEATURES		
BASE CABINET ***Top Drawer***	21" Deep 5/8" Thick Plywood 4-Sided / 1/4" Plywood Bottom 3/4" Extension Side Mount Glides	21" Deep 3/4" Thick Dovetail - Plywood Sides Full Extension Undermount Soft Close Glides
BASE CABINET ***Deep Drawers***	21" Deep 5/8" Thick Plywood 4-Sided / 1/4" Plywood Bottom 3/4" Extension Side Mount Glides	21" Deep 3/4" Thick Dovetail - Plywood 4-Sided Full Extension Undermount Soft Close Glides
VANITY CABINET ***Top Drawer***	18" Deep 5/8" Thick Plywood 4-Sided / 1/4" Plywood Bottom 3/4" Extension Side Mount Glides	18" Deep 3/4" Thick Dovetail - Plywood Sides Full Extension Undermount Soft Close Glides
VANITY CABINET ***Deep Drawers***	18" Deep 5/8" Thick Plywood 4-Sided / 1/4" Plywood Bottom 3/4" Extension Side Mount Glides	18" Deep 3/4" Thick Dovetail - Plywood Sides Full Extension Undermount Soft Close Glides
DESK FILE ***Top Drawer***	18" Deep 5/8" Thick Plywood 4-Sided / 1/4" Plywood Bottom 3/4" Extension Side Mount Glides	18" Deep 3/4" Thick Dovetail - Plywood Sides Full Extension Undermount Soft Close Glides
DESK FILE ***Deep Drawers***	20" Deep 5/8" Thick Plywood 4-Sided / 1/4" Plywood Bottom Full Extension Undermount Glides	20" Deep 3/4" Thick Dovetail - Plywood 4-Sided Full Extension Undermount Soft Close Glides

UPGRADE OPTION ONLY
3/4" Thick Dovetail (Front Only) - Plywood Sides
Full Extension Undermount Soft Close Glides

DRAWER FEATURES		
OVEN CABINET	21" Deep 5/8" Thick Plywood 4-Sided / 1/4" Plywood Bottom 3/4" Extension Side Mount Glides	21" Deep 3/4" Thick Dovetail - Plywood Sides Full Extension Undermount Soft Close Glides
PULL OUT TRAYS	**UPGRADE OPTION ONLY** 21" Deep **(Non-Dovetailed)** 5/8" Thick Plywood Sides 3/4" Thick Solid Wood Front 3/4" Extension Side Mount Glides	21" Deep **(Non-Dovetailed)** 5/8" Thick Plywood Sides 3/4" Thick Solid Wood Front 3/4" Extension Side Mount Glides **UPGRADE OPTION ONLY** **21" Deep** 3/4" Thick Dovetail - Plywood Sides Full Access Undermount Soft Close Glides

Specifications: Cabinet Construction - Cabinet Modification Options

Century does not finish the sides of the cabinets unless specified by the customer. Therefore, when ordering product, you MUST designate all finished ends, and these are an additional charge.

Standard End	• Unfinished 3/8" furniture grade particle board with white low pressure laminate on exterior and natural maple color low pressure laminate on interior.

Finished End	• Finished ends are 5/8" thick, constructed with coordinating veneer low pressure laminate panels. The end panel is semi flush with the faceframe.

VR	**Finish Right Side**
VL	**Finish Left Side**
VV	**Finish Both Sides**
[No designation] - both sides are unfinished	

***The following cabinets come standard with unfinished ends and cannot be ordered with finished end option.**

BEC24 L/R	BC1824 L/R	UEC84 L/R
BCS33 L/R	BC2424 L/R	UEC90 L/R
BCS36 L/R	BLS33 L/R	UEC96 L/R
	BLS36 L/R	BC45

Plywood End Options	• Unexposed ends are 1/2" thick; exterior is unfinished and interior is finished in natural wood • Exposed ends are 1/2" for GHS, 5/8" thick for CHS, exterior is finished in matching wood veneer and interior is finished in natural wood • All exposed ends must be tagged with VR / VL / VV (Finished End Code) • Each item on your order must be tagged with the manufacture code **PLY** to receive the Plywood End Option.

End Panel Door (EPDR)	• End Panel Doors (EPDR) are optional decorative doors that can be applied to the cabinet ends to create a more finished look. They are wider than standard doors and made to meet the side edge of the doors on the front of the cabinet and cover the face frame. • All exposed ends must be tagged with VR / VL / VV (Finished End Code) • Order the appropriate sized End Panel Door (EPDR) code as a separate line item ***See pages 108-109 for the End Panel Door (EPDR) Sizes and Specifications***

Specifications: Cabinet Construction - Cabinet Modification Options

Cabinet Box Modification Codes	
Code	**Description**
BOX	Box (No doors or drawer heads or hinges)
364	Box Only (No drawers/pullouts/doors/dheads/shelves/hinges)
BOB	Box Only (No drawers/pullouts/doors/dheads/shelves/hinges) with bead board back
PLY	Plywood Sides
AWB	All Wood Box
ES	Exton Stock

Cabinet Component Modification Codes	
Code	**Description**
BB	Beaded Back ***Only offered on cabinets that have finished interior. NOT available on angled cabinets***
TKA	Toekick Add-On
NTK	No Toekick Assembly
TTD	Tall Tray Dividers (Must order individual divider trays) *****Offered on 96" and Taller Cabinetry and 24" Deep Tall Cabinetry*** *****Not Offered in Gatehouse Series or CHS Signature Series***

Drawer / Pullout Modification Codes	
Code	**Description**
DTG	Dovetail Drawer Core/Full Extension Soft Close Glides *****This option is offered for Gatehouse Series Only. Not offered on base pull-outs (GPO)***
GPO	Pullout instead of half shelf in Gatehouse Series *****This option is offered for Gatehouse Series Only. 21" deep pullout (Middle position only)***
FAP	Full Access Pullout *****Only available for middle position pullouts.*** ***** Not Available in Gatehouse Series or CHS Signature Series***
NPO	No Pullout ***** Not Available in Gatehouse Series or CHS "Value" Series***

Door / Drawer Front Modification Codes	
Code	**Description**
SCH	Soft Close Door Hinges *****This option is offered for Gatehouse Series Only***
FGL	Frosted Glass in lieu of Flat Glass on WG/WM Cabinets
RGL	Reeded Glass in lieu of Flat Glass on WG/WM Cabinets
NGL	No Glass inserts in doors for Glass or Mullion Cabinets
PN	Panel - Door will not be drilled for hinges and will only receive paint or stain- no topcoat
L2	Left Handed Door - 2 hinge Drillings
L3	Left Handed Door - 3 hinge Drillings
R2	Right Handed Door - 2 hinge Drillings
R3	Right Handed Door - 3 hinge Drillings
CD	Door that attaches to the cabinet Use this code when ordering Door for BLS or BCS cabinet
DD	Door that attaches to the door Use this code when ordering Door for BLS or BCS cabinet

- ***Wood Species Information***
- ***Finish Information***
- ***Finish Availablity Chart***
    - *Gatehouse*
        - *Impervia*
    - *Carriage House*
        - *Signature Series*
        - *Impervia*
- ***Door Style Quick Reference***
    - *Gatehouse*
        - *Impervia*
    - *Carriage House*
        - *Signature Series*
        - *Impervia*
- ***Door Styles***
    - *Gatehouse (Including Glass/Mullion Styles)*
        - *Impervia*
    - *Carriage House (Including Glass/Mullion Styles)*
        - *Signature Series*
        - *Impervia*

Doors & Finishes: Wood Species Information

Wood is a natural material that has inherent variations in its graining and color. Because of this, each piece of wood or veneer accepts stain differently. This is part of what contributes to the unique beauty of wood. In addition, color difference or changes in the wood can occur over time with exposure to sunlight, harsh chemicals, smoke, and extreme heat or moisture. These are important characteristics of wood that should be taken into consideration. Additional information pertaining to each specific type of wood species is listed below.

Cherry is a close-grained hardwood with rich, varying colors ranging from light pink to deep browns. undulating waves and curls in the grain are natural and desirable qualities found in this wood. As Cherry ages, the wood becomes darker and this is especially apparent when exposed to direct sunlight. Other naturally occuring characteristics of this elegant wood include pin knots and mineral streaks.

Maple has a smooth, even texture and is a more uniformed close-grained wood. Its natural colors range from a creamy white to dark reddish-brown tones. This varying palette can occur within a single door. Maple may contain mineral streaks, wavy or curly graining, and fine brown lines; all of which are acceptable characteristics of Maple's natural beauty.

MDF, or Medium-Density Fiberboard, is an extremely stable wood composite material made from wood fibers and resin. Because of its inherent stability, it's ideal for painted doors and drawer fronts. It is resistant to changes in heat and humidity unlike painted wood doors which are very susceptible to contracting & expanding. MDF painted doors create a beautiful look with a long lasting, durable finish.

Impervia Laminate, mimics the look and feel of paint but provides a durable, easy to clean, smooth finish which is also resistant to heat, humidity, warping, and fading.

Doors & Finishes: Finish Information

STAIN

Our cabinets are finished with a premium water-based UV cured finish. It is environmentaly friendly and provides excellent durability and performance. The lustrous finish enhances the natural grain of the woods while providing a consistent, elegant appearance, even with darker stains. Because it is a UV-cured finish, the color will less likely fade over time which helps to maintain the beauty of your investment.

PAINT

Our paint finishes are also water-based UV cured finishes, with the same eco-friendliness and performance. It is a durable, opaque color that emphasizes and accentuates the rich detailing of each door. It also will less likely fade over time and maintain a consistent, elegant look to the cabinetry.

GLAZES*

Glazes are a hand applied finish that accentuates the unique detailing on the doors and drawer fronts. It collects in the corners, grooves, and recesses and because of this, the overall look varies from subtle to dramatic based on the door style selected. Face frames, ends, panels, and selected moldings will not receive glazing. Some slab drawer fronts will not receive any glazing due to the lack of detail. For further clarification please contact your rep. or designer.

DISTRESSING*

Distressing is offered in two colors: Black Distressed and Walnut Black Distressed.

Walnut Black Distressed feature hand applied distressing characteristics like bird pecks and scratches meant to replicate an aged look. This is further accentuated by the addition of glazing which highlights the appealing imperfections.

Black Distressed feature a sandthrough technique which exposes the underlying panel and replicates a time-worn effect.

**** Specialty finish techniques in particular will vary within individual doors and throughout the entire room. It is recommended that a sample door and drawer front be ordered to illustrate the unique charateristics inherent within each finish. Inconsistencies should be expected and are acceptable qualities featured in the specialty finishes.***

DOOR STYLES	STAINS								PAINTS								LAMINATE					
			ESPRESSO	HAZELNUT	SAND	WALNUT					GRAY	SILVER	WHITE	WILLOW					GRAY	WHITE		
GATEHOUSE																						
BROOKFIELD MAPLE			•	•	•	•																
BROOKFIELD PAINT											•	•	•	•								
CLEARBROOK MAPLE			•	•	•	•																
CLEARBROOK PAINT											•	•	•	•								
MISSION MAPLE			•	•	•	•																
MISSION PAINT											•	•	•	•								
IMPERVIA COLLECTION																						
HUDSON																			•	•		

DOOR STYLES							PAINTS										SPECIALTY FINISHES							LAMINATE			
	ESPRESSO	HAZELNUT	PEWTER	SAND	WALNUT		ARCTIC	BLUE	BLACK	GRAY	SILVER	STONE	WHITE	WILLOW	VERDE		BLACK DISTRESSED	WALNUT BLACK DISTR.						GRAY	WHITE		
CARRIAGE HOUSE																											
ANNANDALE CHERRY					●													●									
ANNANDALE MAPLE	●	●	●	●	●																						
ANNANDALE PAINT							●	●	●	●	●	●	●	●	●		●										
ARLINGTON CHERRY					●													●									
ARLINGTON MAPLE	●	●	●	●	●																						
ARLINGTON PAINT							●	●	●	●	●	●	●	●	●		●										
AVALON CHERRY					●													●									
AVALON MAPLE	●	●	●	●	●																						
AVALON PAINT							●	●	●	●	●	●	●	●	●												
BERMUDA PAINT							●	●	●	●	●	●	●	●	●												
CHARLESTOWN CHERRY					●													●									
CHARLESTOWN MAPLE	●	●	●	●	●																						
CHARLESTOWN PAINT							●	●	●	●	●	●	●	●	●		●										
ELITE PAINT							●	●	●	●	●	●	●	●	●												
FOXWOOD CHERRY					●																						
FOXWOOD MAPLE	●	●	●	●	●																						
FOXWOOD PAINT							●	●	●	●	●	●	●	●	●												
HAMPTON PAINT							●	●	●	●	●	●	●	●	●												
JAMESTOWN CHERRY					●													●									
JAMESTOWN MAPLE	●	●	●	●	●																						
JAMESTOWN PAINT							●	●	●	●	●	●	●	●	●		●										
LANCASTER CHERRY					●																						
LANCASTER MAPLE	●	●	●	●	●																						
LANCASTER PAINT							●	●	●	●	●	●	●	●	●												
MALIBU CHERRY					●																						
MALIBU MAPLE	●	●	●	●	●																						
MALIBU PAINT							●	●	●	●	●	●	●	●	●												
MILAN CHERRY					●																						
MILAN MAPLE	●	●	●	●	●																						
MILAN PAINT							●	●	●	●	●	●	●	●	•												
MONACO CHERRY					●																						
MONACO MAPLE	●	●	●	●	●																						
MONACO PAINT							●	●	●	●	●	●	●	●	•												
RITTENHOUSE CHERRY					●																						
RITTENHOUSE MAPLE	●	●	●	●	●																						
RITTENHOUSE PAINT							●	●	●	●	●	●	●	●	•												
VENICE PAINT							●	●	●	●	●	●	●	●	•												
WENTWORTH CHERRY					●																						
WENTWORTH MAPLE	●	●	●	●	●																						
WENTWORTH PAINT							●	●	●	●	●	●	●	●	•												
YARDLEY CHERRY					●																						
YARDLEY MAPLE	●	●	●	●	●																						
YARDLEY PAINT							●	●	●	●	●	●	●	●	•												
SIGNATURE SERIES																											
BRADFORD MAPLE	●	●		●	●																						
BRADFORD PAINT										●	●		●	●													
COVENTRY MAPLE	●	●		●	●																						
COVENTRY PAINT										●	●		●	●													
MANCHESTER MAPLE	●	●		●	●																						
MANCHESTER PAINT										●	●		●	●													
IMPERVIA COLLECTION																											
HIGHLAND																								●	●		

Doors & Finishes: Gatehouse Quick Reference

STYLE NAME	CODE	PRICE COLUMN	SPECIES	CENTER PANEL	DRAWER HEAD
BROOKFIELD					
MAPLE ESPRESSO	BP	D	MAPLE	VENEER RAISED	SLAB
MAPLE HAZELNUT	BZ	D	MAPLE	VENEER RAISED	SLAB
MAPLE SAND	BD	D	MAPLE	VENEER RAISED	SLAB
MAPLE WALNUT	BE	D	MAPLE	VENEER RAISED	SLAB
PAINT GRAY	BH	D	MDF	SOLID RAISED	SLAB
PAINT SILVER	BV	D	MDF	SOLID RAISED	SLAB
PAINT WHITE	BW	D	MDF	SOLID RAISED	SLAB
PAINT WILLOW	BU	D	MDF	SOLID RAISED	SLAB
CLEARBROOK					
MAPLE ESPRESSO	CP	B	MAPLE	RECESSED	SLAB
MAPLE HAZELNUT	CZ	B	MAPLE	RECESSED	SLAB
MAPLE SAND	CD	B	MAPLE	RECESSED	SLAB
MAPLE WALNUT	CL	B	MAPLE	RECESSED	SLAB
PAINT GRAY	CG	B	MDF	RECESSED	SLAB
PAINT SILVER	CV	C	MDF	RECESSED	SLAB
PAINT WHITE	CW	B	MDF	RECESSED	SLAB
PAINT WILLOW	CI	B	MDF	RECESSED	SLAB
MISSION					
MAPLE ESPRESSO	IP	C	MAPLE	RECESSED	FLAT
MAPLE HAZELNUT	MZ	C	MAPLE	RECESSED	FLAT
MAPLE SAND	ID	C	MAPLE	RECESSED	FLAT
MAPLE WALNUT	IU	C	MAPLE	RECESSED	FLAT
PAINT GRAY	IG	C	MDF	RECESSED	FLAT
PAINT SILVER	IV	D	MDF	RECESSED	FLAT
PAINT WHITE	IW	C	MDF	RECESSED	FLAT
PAINT WILLOW	II	C	MDF	RECESSED	FLAT
IMPERVIA COLLECTION	**CODE**	**PRICE COLUMN**	**SPECIES**	**CENTER PANEL**	**DRAWER HEAD**
HUDSON					
GRAY	HS	B	LAMINATE	RECESSED	SLAB
WHITE	HW	B	LAMINATE	RECESSED	SLAB

Doors & Finishes: Carriage House Quick Reference

STYLE NAME	CODE	PRICE COLUMN	SPECIES	CENTER PANEL	DRAWER HEAD
ANNANDALE					
CHERRY WALNUT	NE	G	CHERRY	RECESSED	1 PC. RAISED
CHERRY WALNUT BLACK DISTRESSED	NY	K	CHERRY	RECESSED	1 PC. RAISED
MAPLE ESPRESSO	NP	F	MAPLE	RECESSED	1 PC. RAISED
MAPLE HAZELNUT	1A	F	MAPLE	RECESSED	1 PC. RAISED
MAPLE PEWTER	DN	G	MAPLE	RECESSED	1 PC. RAISED
MAPLE SAND	NG	F	MAPLE	RECESSED	1 PC. RAISED
MAPLE WALNUT	AY	F	MAPLE	RECESSED	1 PC. RAISED
PAINT ARCTIC	DR	G	MDF	RECESSED	1 PC. RAISED
PAINT BLACK	RF	J	MDF	RECESSED	1 PC. RAISED
PAINT BLACK DISTRESSED	DI	K	MDF	RECESSED	1 PC. RAISED
PAINT BLUE	PG	G	MDF	RECESSED	1 PC. RAISED
PAINT GRAY	DJ	F	MDF	RECESSED	1 PC. RAISED
PAINT SILVER	D8	G	MDF	RECESSED	1 PC. RAISED
PAINT STONE	DB	G	MDF	RECESSED	1 PC. RAISED
PAINT VERDE	6A	G	MDF	RECESSED	1 PC. RAISED
PAINT WHITE	DW	F	MDF	RECESSED	1 PC. RAISED
PAINT WILLOW	DK	F	MDF	RECESSED	1 PC. RAISED
ARLINGTON					
CHERRY WALNUT	NH	H	CHERRY	SOLID RAISED	1 PC. RAISED
CHERRY WALNUT BLACK DISTRESSED	LG	L	CHERRY	SOLID RAISED	1 PC. RAISED
MAPLE ESPRESSO	LP	G	MAPLE	SOLID RAISED	1 PC. RAISED
MAPLE HAZELNUT	1B	G	MAPLE	SOLID RAISED	1 PC. RAISED
MAPLE PEWTER	GE	H	MAPLE	SOLID RAISED	1 PC. RAISED
MAPLE SAND	LB	G	MAPLE	SOLID RAISED	1 PC. RAISED
MAPLE WALNUT	LD	G	MAPLE	SOLID RAISED	1 PC. RAISED
PAINT ARCTIC	LC	H	MDF	SOLID RAISED	1 PC. RAISED
PAINT BLACK	RC	K	MDF	SOLID RAISED	1 PC. RAISED
PAINT BLACK DISTRESSED	BL	L	MDF	SOLID RAISED	1 PC. RAISED
PAINT BLUE	PT	H	MDF	SOLID RAISED	1 PC. RAISED
PAINT GRAY	RZ	G	MDF	SOLID RAISED	1 PC. RAISED
PAINT SILVER	D9	H	MDF	SOLID RAISED	1 PC. RAISED
PAINT STONE	RG	H	MDF	SOLID RAISED	1 PC. RAISED
PAINT VERDE	6B	H	MDF	SOLID RAISED	1 PC. RAISED
PAINT WHITE	RW	G	MDF	SOLID RAISED	1 PC. RAISED
PAINT WILLOW	LF	G	MDF	SOLID RAISED	1 PC. RAISED
AVALON					
CHERRY WALNUT	VJ	H	CHERRY	RECESSED	MATCHING
CHERRY WALNUT BLACK DISTRESSED	XV	L	CHERRY	RECESSED	MATCHING
MAPLE ESPRESSO	VP	G	MAPLE	RECESSED	MATCHING
MAPLE HAZELNUT	1Y	G	MAPLE	RECESSED	MATCHING
MAPLE PEWTER	PZ	H	MAPLE	RECESSED	MATCHING
MAPLE SAND	VK	G	MAPLE	RECESSED	MATCHING
MAPLE WALNUT	VO	G	MAPLE	RECESSED	MATCHING
PAINT ARCTIC	VZ	H	MDF	RECESSED	MATCHING
PAINT BLACK	VU	H	MDF	RECESSED	MATCHING
PAINT BLUE	PV	H	MDF	RECESSED	MATCHING
PAINT GRAY	VG	G	MDF	RECESSED	MATCHING
PAINT SILVER	EG	H	MDF	RECESSED	MATCHING
PAINT STONE	VL	H	MDF	RECESSED	MATCHING
PAINT VERDE	6C	H	MDF	RECESSED	MATCHING
PAINT WHITE	VW	G	MDF	RECESSED	MATCHING
PAINT WILLOW	VY	G	MDF	RECESSED	MATCHING

Doors & Finishes: Carriage House Quick Reference

STYLE NAME	CODE	PRICE COLUMN	SPECIES	CENTER PANEL	DRAWER HEAD
BERMUDA					
PAINT ARCTIC	A5	K	MDF	BEADED RECESSED	SLAB/MATCHING
PAINT BLACK	A6	L	MDF	BEADED RECESSED	SLAB/MATCHING
PAINT BLUE	A8	K	MDF	BEADED RECESSED	SLAB/MATCHING
PAINT GRAY	A9	J	MDF	BEADED RECESSED	SLAB/MATCHING
PAINT SILVER	B7	K	MDF	BEADED RECESSED	SLAB/MATCHING
PAINT STONE	B4	K	MDF	BEADED RECESSED	SLAB/MATCHING
PAINT VERDE	6D	K	MDF	BEADED RECESSED	SLAB/MATCHING
PAINT WHITE	B5	J	MDF	BEADED RECESSED	SLAB/MATCHING
PAINT WILLOW	B6	J	MDF	BEADED RECESSED	SLAB/MATCHING
CHARLESTOWN					
CHERRY WALNUT	CT	K	CHERRY	SOLID RAISED	MATCHING
CHERRY WALNUT BLACK DISTRESSED	1H	L	CHERRY	SOLID RAISED	MATCHING
MAPLE AUBURN	1K	J	MAPLE	SOLID RAISED	MATCHING
MAPLE HAZELNUT	2A	J	MAPLE	SOLID RAISED	MATCHING
MAPLE PEWTER	CR	K	MAPLE	SOLID RAISED	MATCHING
MAPLE SAND	1Q	J	MAPLE	SOLID RAISED	MATCHING
MAPLE WALNUT	HC	J	MAPLE	SOLID RAISED	MATCHING
PAINT ARCTIC	HX	K	MDF	SOLID RAISED	MATCHING
PAINT BLACK DISTRESSED	CK	L	MDF	SOLID RAISED	MATCHING
PAINT BLACK	CM	L	MDF	SOLID RAISED	MATCHING
PAINT BLUE	CB	K	MDF	SOLID RAISED	MATCHING
PAINT GRAY	CG	J	MDF	SOLID RAISED	MATCHING
PAINT SILVER	EI	K	MDF	SOLID RAISED	MATCHING
PAINT STONE	HN	K	MDF	SOLID RAISED	MATCHING
PAINT VERDE	6E	K	MDF	SOLID RAISED	MATCHING
PAINT WHITE	LW	J	MDF	SOLID RAISED	MATCHING
PAINT WILLOW	CL	J	MDF	SOLID RAISED	MATCHING
ELITE					
PAINT ARCTIC	FX	G	MDF	RECESSED	1 PC. RAISED
PAINT BLACK	EF	J	MDF	RECESSED	1 PC. RAISED
PAINT BLUE	JV	G	MDF	RECESSED	1 PC. RAISED
PAINT GRAY	EB	F	MDF	RECESSED	1 PC. RAISED
PAINT SILVER	EN	G	MDF	RECESSED	1 PC. RAISED
PAINT STONE	ES	G	MDF	RECESSED	1 PC. RAISED
PAINT VERDE	6G	G	MDF	RECESSED	1 PC. RAISED
PAINT WHITE	EW	F	MDF	RECESSED	1 PC. RAISED
PAINT WILLOW	EY	F	MDF	RECESSED	1 PC. RAISED

Doors & Finishes: Carriage House Quick Reference

STYLE NAME	CODE	PRICE COLUMN	SPECIES	CENTER PANEL	DRAWER HEAD
FOXWOOD					
CHERRY WALNUT	2D	J	CHERRY	RECESSED	MATCHING
MAPLE ESPRESSO	2I	H	MAPLE	RECESSED	MATCHING
MAPLE HAZELNUT	2W	H	MAPLE	RECESSED	MATCHING
MAPLE PEWTER	2J	J	MAPLE	RECESSED	MATCHING
MAPLE SAND	2K	H	MAPLE	RECESSED	MATCHING
MAPLE WALNUT	5Q	H	MAPLE	RECESSED	MATCHING
PAINT ARCTIC	2O	J	MDF	RECESSED	MATCHING
PAINT BLACK DISTRESSED	2P	K	MDF	RECESSED	MATCHING
PAINT BLACK	2Q	K	MDF	RECESSED	MATCHING
PAINT BLUE	2R	J	MDF	RECESSED	MATCHING
PAINT GRAY	2U	H	MDF	RECESSED	MATCHING
PAINT SILVER	EO	J	MDF	RECESSED	MATCHING
PAINT STONE	2C	J	MDF	RECESSED	MATCHING
PAINT VERDE	6H	J	MDF	RECESSED	MATCHING
PAINT WHITE	2V	H	MDF	RECESSED	MATCHING
PAINT WILLOW	2X	H	MDF	RECESSED	MATCHING
HAMPTON					
PAINT ARCTIC	AZ	H	MDF	SOLID RAISED	1 PC. RAISED
PAINT BLACK	BF	K	MDF	SOLID RAISED	1 PC. RAISED
PAINT BLUE	PS	H	MDF	SOLID RAISED	1 PC. RAISED
PAINT GRAY	IB	G	MDF	SOLID RAISED	1 PC. RAISED
PAINT SILVER	ER	H	MDF	SOLID RAISED	1 PC. RAISED
PAINT STONE	HB	H	MDF	SOLID RAISED	1 PC. RAISED
PAINT VERDE	6I	H	MDF	SOLID RAISED	1 PC.RAISED
PAINT WHITE	HW	G	MDF	SOLID RAISED	1 PC. RAISED
PAINT WILLOW	ZW	G	MDF	SOLID RAISED	1 PC. RAISED
JAMESTOWN					
CHERRY WALNUT BLACK DISTRESSED	3E	L	CHERRY	RECESSED	MATCHING
CHERRY WALNUT	MT	K	CHERRY	RECESSED	MATCHING
MAPLE ESPRESSO	ME	J	MAPLE	RECESSED	MATCHING
MAPLE HAZELNUT	3A	J	MAPLE	RECESSED	MATCHING
MAPLE PEWTER	1P	K	MAPLE	RECESSED	MATCHING
MAPLE SAND	3K	J	MAPLE	RECESSED	MATCHING
MAPLE WALNUT	AF	J	MAPLE	RECESSED	MATCHING
PAINT ARCTIC	1F	K	MDF	RECESSED	MATCHING
PAINT BLACK DISTRESSED	MD	L	MDF	RECESSED	MATCHING
PAINT BLACK	1M	L	MDF	RECESSED	MATCHING
PAINT BLUE	JT	K	MDF	RECESSED	MATCHING
PAINT GRAY	MG	J	MDF	RECESSED	MATCHING
PAINT SILVER	EU	K	MDF	RECESSED	MATCHING
PAINT STONE	JX	K	MDF	RECESSED	MATCHING
PAINT VERDE	6J	K	MDF	RECESSED	MATCHING
PAINT WHITE	AW	J	MDF	RECESSED	MATCHING
PAINT WILLOW	MW	J	MDF	RECESSED	MATCHING

Doors & Finishes: Carriage House Quick Reference

STYLE NAME	CODE	PRICE COLUMN	SPECIES	CENTER PANEL	DRAWER HEAD
LANCASTER					
CHERRY WALNUT	LX	J	CHERRY	RECESSED	MATCHING
MAPLE ESPRESSO	JJ	H	MAPLE	RECESSED	MATCHING
MAPLE HAZELNUT	3C	H	MAPLE	RECESSED	MATCHING
MAPLE PEWTER	JW	J	MAPLE	RECESSED	MATCHING
MAPLE SAND	JL	H	MAPLE	RECESSED	MATCHING
MAPLE WALNUT	JZ	H	MAPLE	RECESSED	MATCHING
PAINT ARCTIC	NX	J	MDF	RECESSED	MATCHING
PAINT BLACK	JO	K	MDF	RECESSED	MATCHING
PAINT BLUE	TY	J	MDF	RECESSED	MATCHING
PAINT GRAY	JR	H	MDF	RECESSED	MATCHING
PAINT SILVER	EZ	J	MDF	RECESSED	MATCHING
PAINT STONE	LN	J	MDF	RECESSED	MATCHING
PAINT VERDE	6K	J	MDF	RECESSED	MATCHING
PAINT WHITE	LH	H	MDF	RECESSED	MATCHING
PAINT WILLOW	LI	H	MDF	RECESSED	MATCHING
MALIBU					
CHERRY WALNUT	PK	J	CHERRY	RECESSED	SLAB/MATCHING
MAPLE ESPRESSO	PE	H	MAPLE	RECESSED	SLAB/MATCHING
MAPLE HAZELNUT	3J	H	MAPLE	RECESSED	SLAB/MATCHING
MAPLE PEWTER	OT	J	MAPLE	RECESSED	SLAB/MATCHING
MAPLE SAND	ON	H	MAPLE	RECESSED	SLAB/MATCHING
MAPLE WALNUT	5C	H	MAPLE	RECESSED	SLAB/MATCHING
PAINT ARCTIC	OR	J	MDF	RECESSED	SLAB/MATCHING
PAINT BLACK	OM	K	MDF	RECESSED	SLAB/MATCHING
PAINT BLUE	OB	J	MDF	RECESSED	SLAB/MATCHING
PAINT GRAY	OG	H	MDF	RECESSED	SLAB/MATCHING
PAINT SILVER	E4	J	MDF	RECESSED	SLAB/MATCHING
PAINT STONE	LE	J	MDF	RECESSED	SLAB/MATCHING
PAINT VERDE	6L	J	MDF	RECESSED	SLAB/MATCHING
PAINT WHITE	PW	H	MDF	RECESSED	SLAB/MATCHING
PAINT WILLOW	OW	H	MDF	RECESSED	SLAB/MATCHING
MILAN					
CHERRY WALNUT	WY	H	CHERRY	FLAT	FLAT
MAPLE ESPRESSO	IP	G	MAPLE	FLAT	FLAT
MAPLE HAZELNUT	3N	G	MAPLE	FLAT	FLAT
MAPLE PEWTER	WH	H	MAPLE	FLAT	FLAT
MAPLE SAND	IE	G	MAPLE	FLAT	FLAT
MAPLE WALNUT	5U	G	MAPLE	FLAT	FLAT
PAINT ARCTIC	IX	H	MDF	FLAT	FLAT
PAINT BLACK	JU	J	MDF	FLAT	FLAT
PAINT BLUE	PI	H	MDF	FLAT	FLAT
PAINT GRAY	ID	G	MDF	FLAT	FLAT
PAINT SILVER	E6	H	MDF	FLAT	FLAT
PAINT STONE	MY	H	MDF	FLAT	FLAT
PAINT VERDE	6N	H	MDF	FLAT	FLAT
PAINT WHITE	IW	G	MDF	FLAT	FLAT
PAINT WILLOW	IY	G	MDF	FLAT	FLAT

Doors & Finishes: Carriage House Quick Reference

STYLE NAME	CODE	PRICE COLUMN	SPECIES	CENTER PANEL	DRAWER HEAD
MONACO					
CHERRY WALNUT	FL	J	CHERRY	RECESSED	MATCHING
MAPLE ESPRESSO	FF	J	MAPLE	RECESSED	MATCHING
MAPLE HAZELNUT	3X	J	MAPLE	RECESSED	MATCHING
MAPLE PEWTER	FP	J	MAPLE	RECESSED	MATCHING
MAPLE SAND	FD	J	MAPLE	RECESSED	MATCHING
MAPLE WALNUT	5X	J	MAPLE	RECESSED	MATCHING
PAINT ARCTIC	CX	K	MDF	RECESSED	MATCHING
PAINT BLACK	GO	K	MDF	RECESSED	MATCHING
PAINT BLUE	KV	K	MDF	RECESSED	MATCHING
PAINT GRAY	GK	J	MDF	RECESSED	MATCHING
PAINT SILVER	E7	K	MDF	RECESSED	MATCHING
PAINT STONE	OS	K	MDF	RECESSED	MATCHING
PAINT VERDE	6O	K	MDF	RECESSED	MATCHING
PAINT WHITE	CO	J	MDF	RECESSED	MATCHING
PAINT WILLOW	GM	J	MDF	RECESSED	MATCHING
RITTENHOUSE					
CHERRY WALNUT	IK	J	CHERRY	RECESSED	MATCHING
MAPLE ESPRESSO	RN	J	MAPLE	RECESSED	MATCHING
MAPLE HAZELNUT	3Z	J	MAPLE	RECESSED	MATCHING
MAPLE PEWTER	TW	J	MAPLE	RECESSED	MATCHING
MAPLE SAND	IQ	J	MAPLE	RECESSED	MATCHING
MAPLE WALNUT	5Y	J	MAPLE	RECESSED	MATCHING
PAINT ARCTIC	IZ	K	MDF	RECESSED	MATCHING
PAINT BLACK	TH	K	MDF	RECESSED	MATCHING
PAINT BLUE	NZ	K	MDF	RECESSED	MATCHING
PAINT GRAY	GR	J	MDF	RECESSED	MATCHING
PAINT SILVER	E8	K	MDF	RECESSED	MATCHING
PAINT STONE	TT	K	MDF	RECESSED	MATCHING
PAINT VERDE	6P	K	MDF	RECESSED	MATCHING
PAINT WHITE	RO	J	MDF	RECESSED	MATCHING
PAINT WILLOW	EJ	J	MDF	RECESSED	MATCHING
VENICE					
PAINT ARCTIC	B8	J	MDF	RECESSED	MATCHING
PAINT BLACK	B9	K	MDF	RECESSED	MATCHING
PAINT BLUE	BE	J	MDF	RECESSED	MATCHING
PAINT GRAY	BY	H	MDF	RECESSED	MATCHING
PAINT SILVER	D7	J	MDF	RECESSED	MATCHING
PAINT STONE	D4	J	MDF	RECESSED	MATCHING
PAINT VERDE	6Q	H	MDF	RECESSED	MATCHING
PAINT WHITE	D5	H	MDF	RECESSED	MATCHING
PAINT WILLOW	D6	H	MDF	RECESSED	MATCHING

Doors & Finishes: Carriage House Quick Reference

STYLE NAME	CODE	PRICE COLUMN	SPECIES	CENTER PANEL	DRAWER HEAD
WENTWORTH					
CHERRY WALNUT	WL	K	CHERRY	SOLID RAISED	MATCHING
MAPLE ESPRESSO	KJ	J	MAPLE	SOLID RAISED	MATCHING
MAPLE HAZELNUT	2G	J	MAPLE	SOLID RAISED	MATCHING
MAPLE PEWTER	KT	K	MAPLE	SOLID RAISED	MATCHING
MAPLE SAND	KL	J	MAPLE	SOLID RAISED	MATCHING
MAPLE WALNUT	5Z	J	MAPLE	SOLID RAISED	MATCHING
PAINT ARCTIC	KX	K	MDF	SOLID RAISED	MATCHING
PAINT BLACK	KO	L	MDF	SOLID RAISED	MATCHING
PAINT BLUE	TZ	K	MDF	SOLID RAISED	MATCHING
PAINT GRAY	KR	J	MDF	SOLID RAISED	MATCHING
PAINT SILVER	E9	K	MDF	SOLID RAISED	MATCHING
PAINT STONE	WS	K	MDF	SOLID RAISED	MATCHING
PAINT VERDE	6R	K	MDF	SOLID RAISED	MATCHING
PAINT WHITE	WW	J	MDF	SOLID RAISED	MATCHING
PAINT WILLOW	WI	J	MDF	SOLID RAISED	MATCHING
YARDLEY					
CHERRY AUBURN	XA	K	CHERRY	SOLID RAISED	MATCHING
CHERRY WALNUT	YL	K	CHERRY	SOLID RAISED	MATCHING
MAPLE ESPRESSO	XJ	J	MAPLE	SOLID RAISED	MATCHING
MAPLE HAZELNUT	2Y	J	MAPLE	SOLID RAISED	MATCHING
MAPLE PEWTER	YJ	K	MAPLE	SOLID RAISED	MATCHING
MAPLE SAND	XL	J	MAPLE	SOLID RAISED	MATCHING
MAPLE WALNUT	YV	J	MAPLE	SOLID RAISED	MATCHING
PAINT ARCTIC	YX	K	MDF	SOLID RAISED	MATCHING
PAINT BLACK	XO	L	MDF	SOLID RAISED	MATCHING
PAINT BLUE	XU	K	MDF	SOLID RAISED	MATCHING
PAINT GRAY	XR	J	MDF	SOLID RAISED	MATCHING
PAINT SILVER	F4	K	MDF	SOLID RAISED	MATCHING
PAINT STONE	YT	K	MDF	SOLID RAISED	MATCHING
PAINT VERDE	6S	J	MDF	SOLID RAISED	MATCHING
PAINT WHITE	YW	J	MDF	SOLID RAISED	MATCHING
PAINT WILLOW	YI	J	MDF	SOLID RAISED	MATCHING

Doors & Finishes: Carriage House Quick Reference

SIGNATURE SERIES	CODE	PRICE COLUMN	SPECIES	CENTER PANEL	DRAWER HEAD
BRADFORD					
MAPLE ESPRESSO	FO	E	MAPLE	VENEER RAISED	FLAT
MAPLE HAZELNUT	FA	E	MAPLE	VENEER RAISED	FLAT
MAPLE SAND	FM	E	MAPLE	VENEER RAISED	FLAT
MAPLE WALNUT	FQ	E	MAPLE	VENEER RAISED	FLAT
PAINT GRAY	FY	E	MDF	SOLID RAISED	FLAT
PAINT SILVER	EH	F	MDF	SOLID RAISED	FLAT
PAINT WHITE	FI	E	MDF	SOLID RAISED	FLAT
PAINT WILLOW	KW	E	MDF	SOLID RAISED	FLAT
COVENTRY					
MAPLE ESPRESSO	YQ	D	MAPLE	RECESSED	FLAT
MAPLE HAZELNUT	YD	D	MAPLE	RECESSED	FLAT
MAPLE SAND	YF	D	MAPLE	RECESSED	FLAT
MAPLE WALNUT	YK	D	MAPLE	RECESSED	FLAT
PAINT GRAY	YY	D	MDF	RECESSED	FLAT
PAINT SILVER	EM	E	MDF	RECESSED	FLAT
PAINT WHITE	YH	D	MDF	RECESSED	FLAT
PAINT WILLOW	YZ	D	MDF	RECESSED	FLAT
MANCHESTER					
MAPLE ESPRESSO	SZ	E	MAPLE	RECESSED	FLAT
MAPLE HAZELNUT	SA	E	MAPLE	RECESSED	FLAT
MAPLE SAND	SK	E	MAPLE	RECESSED	FLAT
MAPLE WALNUT	5T	E	MAPLE	RECESSED	FLAT
PAINT GRAY	SY	E	MDF	RECESSED	FLAT
PAINT SILVER	E5	F	MDF	RECESSED	FLAT
PAINT WHITE	SQ	E	MDF	RECESSED	FLAT
PAINT WILLOW	SX	E	MDF	RECESSED	FLAT
IMPERVIA COLLECTION	**CODE**	**PRICE COLUMN**	**SPECIES**	**CENTER PANEL**	**DRAWER HEAD**
HIGHLAND					
GRAY	H4	D	LAMINATE	RECESSED	SLAB
WHITE	H5	D	LAMINATE	RECESSED	SLAB

BROOKFIELD

MAPLE / PAINT

7/16" Thick Veneer or MDF Raised Panel
Solid Wood Frame (MDF Used For Paint)
Modified Full Overlay
Mortise and Tenon
6-Way Adj. Concealed Hinge
One-Piece slab Drawer Head
5/8" reveal between drawer head and door

Decorative Hardware is RECOMMENDED

AVAILABLE FINISHES

Maple	Painted
• Espresso	• Gray
• Hazelnut	• Silver
• Sand	• White
• Walnut	• Willow

CLEARBROOK

MAPLE / PAINT

1/4" Thick Veneer or MDF Recessed Panel
Solid Wood Frame (MDF Used For Paint)
Modified Full Overlay
Mortise and Tenon
6-Way Adj. Concealed Hinge
One-Piece slab Drawer Head
5/8" reveal between drawer head and door

Decorative Hardware is RECOMMENDED

AVAILABLE FINISHES

Maple	Painted
• Espresso	• Gray
• Hazelnut	• Silver
• Sand	• White
• Walnut	• Willow

MISSION

MAPLE / PAINT

1/4" Thick Veneer or MDF Recessed Panel
Solid Wood Frame (MDF Used For Paint)
Shaker Style
Modified Full Overlay
Mortise and Tenon
6-Way Adj. Concealed Hinge
One-Piece Flat Drawer Head
5/8" reveal between drawer head and door

Decorative Hardware is RECOMMENDED

AVAILABLE FINISHES

Maple	Painted
• Espresso	• Gray
• Hazelnut	• Silver
• Sand	• White
• Walnut	• Willow

Doors & Finishes: Gatehouse Impervia Door Style

HUDSON	IMPERVIA COLLECTION	AVAILABLE FINISHES
	Shaker Laminate Recessed Panel Full Overlay 6-Way Adj. Concealed Hinge One-Piece slab Drawer Head 5/8" reveal between drawer head and door **Decorative Hardware is REQUIRED**	**Laminate** • Gray • White

Doors & Finishes: Gatehouse Glass/Mullion Door Styles

FLAT GLASS	**MAPLE / MDF**	**Available GHS Door Styles**
	1/8" Flat Glass	Available on all Gatehouse (GHS) Door Styles
MULLION GLASS	**MAPLE / MDF**	**Available GHS Door Styles**
	1/8" Flat Glass	Available on all Gatehouse (GHS) Door Styles
Optional Reeded Glass (Glass Door)		**Available GHS Door Styles**
	Reeded Flat Glass	Available on all Gatehouse (GHS) Door Styles
Optional Frosted Glass (Glass Door)		**Available GHS Door Styles**
	Frosted Glass	Available on all Gatehouse (GHS) Door Styles

Doors & Finishes: Carriage House Door Styles

ANNANDALE — CHERRY / MAPLE / PAINT

1/4" Thick Veneer or MDF Recessed Panel
Solid Wood Frame (MDF Used For Paint)
Modified Full Overlay
Mitre Construction
6-Way Adj. Concealed Soft-Close Hinge
One-Piece Raised Drawer Head
5/8" reveal between drawer head and door

Decorative Hardware is RECOMMENDED

AVAILABLE FINISHES

Cherry	Maple	Painted
• Walnut	• Espresso	• Arctic
• Walnut Black Dist.	• Hazelnut	• Black
	• Pewter	• Black Dist.
	• Sand	• Blue
	• Walnut	• Gray
		• Silver
		• Stone
		• Verde
		• White
		• Willow

ARLINGTON — CHERRY / MAPLE / PAINT

3/4" Thick Solid Raised Panel
Solid Wood Frame (MDF Used For Paint)
Modified Full Overlay
Mitre Construction
6-Way Adj. Concealed Soft-Close Hinge
One-Piece Raised Drawer Head
5/8" reveal between drawer head and door

Decorative Hardware is RECOMMENDED

AVAILABLE FINISHES

Cherry	Maple	Painted
• Walnut	• Espresso	• Arctic
• Walnut Black Dist.	• Hazelnut	• Black
	• Pewter	• Black Dist.
	• Sand	• Blue
	• Walnut	• Gray
		• Silver
		• Stone
		• Verde
		• White
		• Willow

AVALON — CHERRY / MAPLE / PAINT

1/4" Thick Veneer or MDF Recessed Panel
Solid Wood Frame (MDF Used For Paint)
Full Overlay
Mortise/Tenon Construction
6-Way Adj. Concealed Soft-Close Hinge
Five-Piece Drawer Head

Decorative Hardware is REQUIRED

AVAILABLE FINISHES

Cherry	Maple	Painted
• Walnut	• Espresso	• Arctic
• Walnut Black Dist.	• Hazelnut	• Black
	• Pewter	• Blue
	• Sand	• Gray
	• Walnut	• Silver
		• Stone
		• Verde
		• White
		• Willow

Doors & Finishes: Carriage House Door Styles

BERMUDA

PAINT



1/4" Thick Recessed MDF Beaded Panel
MDF Frame
Full Overlay
Mortise and Tenon
6-Way Adj. Concealed Soft-Close Hinge
One Piece Slab Drawer Head
Matching Piece Drawer Fronts (9" and 11")

Decorative Hardware is REQUIRED

AVAILABLE FINISHES

Painted
• Arctic
• Black
• Blue
• Gray
• Silver
• Stone
•Verde
• White
• Willow

CHARLESTOWN

CHERRY / MAPLE / PAINT

3/4" Thick Raised Panel
Solid Wood Frame (MDF Used for Paint)
Full Overlay
Mitre Construction
6-Way Adj. Concealed Soft-Close Hinge
Five-Piece Drawer Head

Decorative Hardware is REQUIRED

AVAILABLE FINISHES

Cherry	Maple	Painted
• Walnut	• Espresso	• Arctic
• Walnut Black Dist.	• Hazelnut	• Black
	• Pewter	• Black Dist.
	• Sand	• Blue
	• Walnut	• Gray
		• Silver
		• Stone
		• Verde
		• White
		• Willow

ELITE

PAINT

1/4" Thick Recessed MDF Panel
MDF Frame
Full Overlay
Mitre Construction
6-Way Adj. Concealed Soft-Close Hinge
One-Piece Raised Drawer Head
5/8" reveal between drawer head and door

Decorative Hardware is RECOMMENDED

AVAILABLE FINISHES

Painted
• Arctic
• Black
• Blue
• Gray
• Silver
• Stone
•Verde
• White
• Willow

Doors & Finishes: Carriage House Door Styles

FOXWOOD — CHERRY / MAPLE / PAINT



1/4" Thick Recessed Panel
Solid Wood Frame (MDF Used For Paint)
Full Overlay
Mitre Construction
6-Way Adj. Concealed Soft-Close Hinge
Five-Piece Drawer Head

Decorative Hardware is REQUIRED

AVAILABLE FINISHES

Cherry	Maple	Painted
• Walnut	• Espresso	• Arctic
	• Hazelnut	• Black
	• Pewter	• Black Dist.
	• Sand	• Blue
	• Walnut	• Gray
		• Silver
		• Stone
		• Verde
		• White
		• Willow

HAMPTON — PAINT

3/4" Thick Solid MDF Raised Panel
MDF Frame
Full Overlay
Mitre Construction
6-Way Adj. Concealed Soft-Close Hinge
One-Piece Raised Drawer Head
5/8" reveal between drawer head and door

Decorative Hardware is RECOMMENDED

AVAILABLE FINISHES

Painted
• Arctic
• Black
• Blue
• Gray
• Silver
• Stone
• Verde
• White
• Willow

JAMESTOWN — CHERRY / MAPLE / PAINT

1/4" Thick Veneer or MDF Recessed Panel
Solid Wood Frame (MDF Used For Paint)
Full Overlay
Mitre Construction
6-Way Adj. Concealed Soft-Close Hinge
Five-Piece Drawer Head

Decorative Hardware is REQUIRED

AVAILABLE FINISHES

Cherry	Maple	Painted
• Walnut	• Espresso	• Arctic
• Walnut Black Dist.	• Hazelnut	• Black
	• Pewter	• Black Dist.
	• Sand	• Blue
	• Walnut	• Gray
		• Silver
		• Stone
		• Verde
		• White
		• Willow

Doors & Finishes: Carriage House Door Styles

LANCASTER — CHERRY / MAPLE / PAINT

1/4" Thick Veneer or MDF Recessed Panel
Solid Wood Frame (MDF Used For Paint)
Full Overlay
Mortise and Tenon
6-Way Adj. Concealed Soft-Close Hinge
Five-Piece Drawer Head

Decorative Hardware is REQUIRED

AVAILABLE FINISHES

Cherry	Maple	Painted
• Walnut	• Espresso	• Arctic
	• Hazelnut	• Black
	• Pewter	• Blue
	• Sand	• Gray
	• Walnut	• Silver
		• Stone
		• Verde
		• White
		• Willow

MALIBU — CHERRY / MAPLE / PAINT

1/4" Thick Veneer or MDF Recessed Panel
Solid Wood Frame (MDF Used For Paint)
Full Overlay
Mortise and Tenon in Painted
Mitre Construction in Cherry and Maple
6-Way Adj. Concealed Soft-Close Hinge
One-Piece Slab Drawer Head

Matching Drawer Fronts (9" and 11")

Decorative Hardware is REQUIRED

AVAILABLE FINISHES

Cherry	Maple	Painted
• Walnut	• Espresso	• Arctic
	• Hazelnut	• Black
	• Pewter	• Blue
	• Sand	• Gray
	• Walnut	• Silver
		• Stone
		• Verde
		• White
		• Willow

MILAN — CHERRY / MAPLE / PAINT



3/4" Thick Flush Veneer Panel or MDF Panel
Full Overlay
6-Way Adj. Soft-Close Concealed Hinge
One-Piece Drawer Head

Decorative Hardware is REQUIRED

AVAILABLE FINISHES

Cherry	Maple	Painted
• Walnut	• Espresso	• Arctic
	• Hazelnut	• Black
	• Pewter	• Blue
	• Sand	• Gray
	• Walnut	• Silver
		• Stone
		• Verde
		• White
		• Willow

Doors & Finishes: Carriage House Door Styles

MONACO — CHERRY / MAPLE / PAINT

1/4" Thick Veneer or MDF Recessed Panel
Solid Wood Frame (MDF Used For Paint)
Full Overlay
Mitre Construction
6-Way Adj. Soft-Close Concealed Hinge
Matching Drawer Head

Decorative Hardware is REQUIRED

AVAILABLE FINISHES

Cherry	Maple	Painted
• Walnut	• Espresso	• Arctic
	• Hazelnut	• Black
	• Pewter	• Blue
	• Sand	• Gray
	• Walnut	• Silver
		• Stone
		• Verde
		• White
		• Willow

RITTENHOUSE — CHERRY / MAPLE / PAINT

1/4" Thick Veneer or MDF Recessed Panel
Solid Wood Frame (MDF Used For Paint)
Full Overlay
Mitre Construction
6-Way Adj. Concealed Soft-Close Hinge
Matching Drawer Head

Decorative Hardware is REQUIRED

AVAILABLE FINISHES

Cherry	Maple	Painted
• Walnut	• Espresso	• Arctic
	• Hazelnut	• Black
	• Pewter	• Blue
	• Sand	• Gray
	• Walnut	• Silver
		• Stone
		• Verde
		• White
		• Willow

VENICE — PAINT

5/8" Thick MDF Recessed Panel
Solid MDF Frame
Full Overlay
Mite Construction
6-Way Adj. Concealed Soft Close Hinge
Matching Drawer Head

Decorative Hardware is REQUIRED

AVAILABLE FINISHES

Painted
• Arctic
• Black
• Blue
• Gray
• Silver
• Stone
• White
• Verde
• Willow

Doors & Finishes: Carriage House and Imperiva Door Styles

WENTWORTH — CHERRY / MAPLE / PAINT

3/4" Thick Solid Raised Panel
Solid Wood Frame (MDF Used For Paint)
Full Overlay
Mitre Construction
6-Way Adj. Concealed Soft-Close Hinge
Five-Piece Drawer Head

Decorative Hardware is REQUIRED

AVAILABLE FINISHES

Cherry	Maple	Painted
• Walnut	• Espresso	• Arctic
	• Hazelnut	• Black
	• Pewter	• Blue
	• Sand	• Gray
	• Walnut	• Silver
		• Stone
		• Verde
		• White
		• Willow

YARDLEY — CHERRY / MAPLE / PAINT

3/4" Thick Solid Raised Panel
Solid Wood Frame (MDF Used For Paint)
Full Overlay
Mortise and Tenon
6-Way Adj. Concealed Soft-Close Hinge
Five-Piece Drawer Head

Decorative Hardware is REQUIRED

AVAILABLE FINISHES

Cherry	Maple	Painted
• Walnut	• Espresso	• Arctic
	• Hazelnut	• Black
	• Pewter	• Blue
	• Sand	• Gray
	• Walnut	• Silver
		• Stone
		• Verde
		• White
		• Willow

HIGHLAND — IMPERVIA COLLECTION

Shaker Laminate
Recessed Panel
Full Overlay
6-Way Adj. Concealed Hinge
One-Piece slab Drawer Head
5/8" reveal between drawer head and door

Decorative Hardware is REQUIRED

AVAILABLE FINISHES

		Laminate
		• Gray
		• White

Doors & Finishes: Carriage House Signature-Series Door Styles

BRADFORD

MAPLE / PAINT

Signature-Series

7/16" Thick Veneer Raised Panel
Solid Wood Frame (MDF Used For Paint)
Modified Full Overlay
Mortise and Tenon
6-Way Adj. Concealed Soft-Close Hinge
One-Piece slab Drawer Head
5/8" reveal between drawer head and door
Not available as custom doors or appliance panels

Decorative Hardware is REQUIRED

AVAILABLE FINISHES

Maple	Painted
• Espresso	• Gray
• Hazelnut	• Silver
• Sand	• White
• Walnut	• Willow

COVENTRY

MAPLE / PAINT

Signature-Series

1/4" Thick Veneer or MDF Recessed Panel
Solid Wood Frame (MDF Used For Paint)
Modified Full Overlay
Mortise and Tenon
6-Way Adj. Concealed Soft-Close Hinge
One-Piece slab Drawer Head
5/8" reveal between drawer head and door

Decorative Hardware is REQUIRED

AVAILABLE FINISHES

Maple	Painted
• Espresso	• Gray
• Hazelnut	• Silver
• Sand	• White
• Walnut	• Willow

MANCHESTER

MAPLE / PAINT

Signature-Series

1/4" Thick Veneer or MDF Recessed Panel
Solid Wood Frame (MDF Used For Paint)
Shaker Style
Full Overlay
Mortise and Tenon
6-Way Adj. Soft-Close Concealed Hinge
One-Piece slab Drawer Head
5/8" reveal between drawer head and door

Decorative Hardware is REQUIRED

AVAILABLE FINISHES

Maple	Painted
• Espresso	• Gray
• Hazelnut	• Silver
• Sand	• White
• Walnut	• Willow

Doors & Finishes: Carriage House Glass/Mullion Door Styles

FLAT GLASS	**CHERRY / MAPLE / MDF**	**Available CHS Door Styles**
	1/8" Flat Glass	Available on all Carriage House (CHS) Door Styles Standard Offering for Milan, Monaco and Venice Door Styles - Milan manufactured with Avalon door Rails - Venice manufactured with perimeter molding

MULLION GLASS	**CHERRY / MAPLE / MDF**	**Available CHS Door Styles**
	1/8" Flat Glass	Available on all Carriage House (CHS) Door Styles, **EXCEPT**: • Milan • Monaco • Venice

Optional Reeded Glass (Glass Door)		**Available CHS Door Styles**
 Reeded Glass Door Available as an Upgrade	1/8" Reeded Flat Glass	Available on all Carriage House (CHS) Door Styles

Optional Frosted Glass	**CHERRY / MAPLE / MDF**	**Available CHS Door Styles**
	1/8" Frosted Glass	Available on all Carriage House (CHS) Door Styles

- ***Index***
- ***Construction Options & Modifications Key***
- ***Cabinet Selection***
- ***Frame with Doors***

Wall Cabinetry

Page Location	Cabinet Type	Nomenclature
53	Construction Options & Modifications Key	
62	Alumasteel Panel	ALMSTL
58	Coffee Maker Cabinet	COFC
61	Cubbies	CUB
64	Door Face Frame	DRFF
63	Range Hood	RH
63	Range Hood Extension	RHT-EXT
62	Range Hood Shiplap	RHS
63	Range Hood Tapered	RHT
54-57	Wall	W
59	Wall Blind Corner	WBC
58	Wall Corner	WC
58-59	Wall Corner Lazy Susan	WCLS
60-61	Wall Drawer	WD
60	Wall End Corner	WEC
58	Wall Microwave Cabinet	MW
60	Wall Pie Cut Corner	WPC
57	Wine Rack Lattice	WRL
57	Wine Rack Diagonal	WRD
57	Wine Stem Rack	WSR
61	Wall Lift-Up	WLIFT
62	Wall Range Hood	WRH

Wall Cabinets

Finished Side Codes	
Description	**Veneer Code**
12" High - Wall	WV12
15" High - Wall	WV15
18" High - Wall	WV18
24" High - Wall	WV24
30" High - Wall	WV30
36" High - Wall	WV36
42" High - Wall	WV42
48" High - Wall	WV48
54" High - Wall	WV54
60" High - Wall	WV60

Cabinet Box Modification Codes	
BOX	Box with no doors or drawer heads
364	Box Only (No drawers/pullouts/doors/drawerheads/shelves/hinges)
BOB	Box Only (No drawers/pullouts/doors/drawerheads/shelves/hinges) With Beaded Back
PLY	Plywood Sides
AWB	All Wood Box
TKA	Toekick Add-On

Door / Drawer Front Modification Codes	
SCH	Soft Close Door Hinges *****This option is offered for Gatehouse Series Only***

Wall Cabinets

	Width	Height	Depth	Cabinet Doors	
Wall - Height: 12" (Double Door)					***Frame Construction***
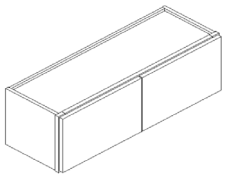 **W2412**	24	12	12	◆ (2) DR1212	No Shelf
W3012	30	12	12	◆ (2) DR1512	
W3312	33	12	12	◆ (2) DR1612	
W3612	36	12	12	◆ (2) DR1812	
W3912	39	12	12	◆ (2) DR1912	
W4212	42	12	12	◆ (2) DR2112	
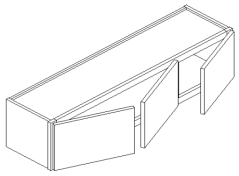 **W4812 L/R**	48	12	12	◆ (1) DR1512 (2) DR1612	No Shelf L/R designates hinging of single door Image shown as right
Wall - Height: 15" (Double Door)					***Frame Construction***
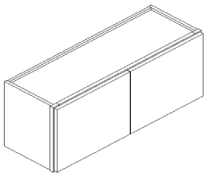 **W3015**	30	15	12	◆ (2) DR1515	No Shelf
W3315	33	15	12	◆ (2) DR1615	
W3615	36	15	12	◆ (2) DR1815	
W3915	39	15	12	◆ (2) DR1915	
Wall - Height: 18"					***Frame Construction***
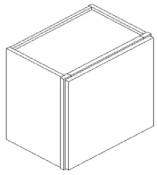 **W0918 L/R**	9	18	12	◆ (1) DR0918	No Shelf L/R designate hinging of door
W1218 L/R	12	18	12	◆ (1) DR1218	
W1518 L/R	15	18	12	◆ (1) DR1518	
W1818 L/R	18	18	12	◆ (1) DR1818	
W2118 L/R	21	18	12	◆ (1) DR2118	
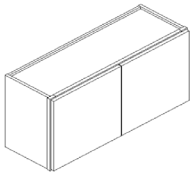 **W2418**	24	18	12	◆ (2) DR1218	No Shelf
W2718	27	18	12	◆ (2) DR1318	
W3018	30	18	12	◆ (2) DR1518	
W3318	33	18	12	◆ (2) DR1618	
W3618	36	18	12	◆ (2) DR1818	
W3918	39	18	12	◆ (2) DR1918	
W4218	42	18	12	♦ (2) DR2118	
Wall - Height: 24"					***Frame Construction***
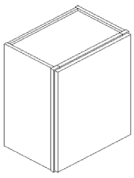 **W1524 L/R**	15	23 5/8	12	◆ (1) DR1524	1 Adjustable Shelf L/R designate hinging of door
W1824 L/R	18	23 5/8	12	◆ (1) DR1824	
W2124 L/R	21	23 5/8	12	◆ (1) DR2124	
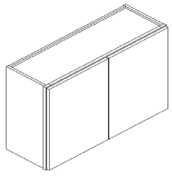 **W2424**	24	23 5/8	12	◆ (2) DR1224	1 Adjustable Shelf
W2724	27	23 5/8	12	◆ (2) DR1324	
W3024	30	23 5/8	12	◆ (2) DR1524	
W3324	33	23 5/8	12	◆ (2) DR1624	
W3624	36	23 5/8	12	◆ (2) DR1824	
W3924	39	23 5/8	12	◆ (2) DR1924	
W4224	42	23 5/8	12	◆ (2) DR2124	

Wall Cabinets

Wall - Height: 30" — ***Frame Construction***

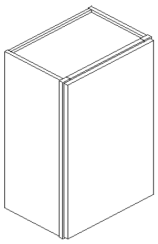

	Width	Height	Depth	Cabinet Doors	
W0930 L/R	9	30 9/16	12	◆ (1) DR0930	2 Adjustable Shelves
W1230 L/R	12	30 9/16	12	◆ (1) DR1230	
W1530 L/R	15	30 9/16	12	◆ (1) DR1530	
W1830 L/R	18	30 9/16	12	◆ (1) DR1830	
W2130 L/R	21	30 9/16	12	◆ (1) DR2130	

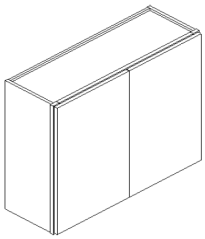

W2430	24	30 9/16	12	◆ (2) DR1230	2 Adjustable Shelves
W2730	27	30 9/16	12	◆ (2) DR1330	
W3030	30	30 9/16	12	◆ (2) DR1530	
W3330	33	30 9/16	12	◆ (2) DR1630	
W3630	36	30 9/16	12	◆ (2) DR1830	
W3930	39	30 9/16	12	◆ (2) DR1930	
W4230	42	30 9/16	12	◆ (2) DR2130	

Wall - Height: 36" — ***Frame Construction***

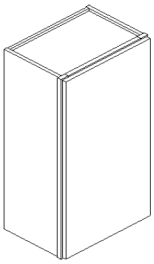

W0936 L/R	9	36	12	◆ (1) DR0936	2 Adjustable Shelves
W1236 L/R	12	36	12	◆ (1) DR1236	
W1536 L/R	15	36	12	◆ (1) DR1536	
W1836 L/R	18	36	12	◆ (1) DR1836	
W2136 L/R	21	36	12	◆ (1) DR2136	

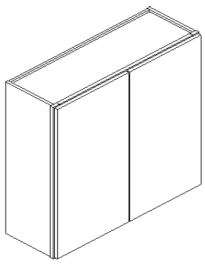

W2436	24	36	12	◆ (2) DR1236	2 Adjustable Shelves
W2736	27	36	12	◆ (2) DR1336	
W3036	30	36	12	◆ (2) DR1536	
W3336	33	36	12	◆ (2) DR1636	
W3636	36	36	12	◆ (2) DR1836	
W3936	39	36	12	◆ (2) DR1936	
W4236	42	36	12	◆ (2) DR2136	

Wall - Height: 42" — ***Frame Construction***

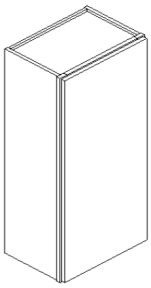

W0942 L/R	9	41 7/8	12	◆ (1) DR0942	3 Adjustable Shelves
W1242 L/R	12	41 7/8	12	◆ (1) DR1242	
W1542 L/R	15	41 7/8	12	◆ (1) DR1542	
W1842 L/R	18	41 7/8	12	◆ (1) DR1842	
W2142 L/R	21	41 7/8	12	◆ (1) DR2142	

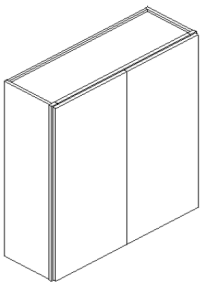

W2442	24	41 7/8	12	◆ (2) DR1242	3 Adjustable Shelves
W2742	27	41 7/8	12	◆ (2) DR1342	
W3042	30	41 7/8	12	◆ (2) DR1542	
W3342	33	41 7/8	12	◆ (2) DR1642	
W3642	36	41 7/8	12	◆ (2) DR1842	
W3942	39	41 7/8	12	◆ (2) DR1942	
W4242	42	41 7/8	12	◆ (2) DR2142	

Wall Cabinets

Wall - Height: 48"		Width	Height	Depth	Cabinet Doors	Frame Construction
		Available in Carriage House Series Only				
	**W1248 L/R**	12	48	12	◆ (1) DR1248	3 Adjustable Shelves
	W1548 L/R	15	48	12	◆ (1) DR1548	
	W1848 L/R	18	48	12	◆ (1) DR1848	
	W2148 L/R	21	48	12	◆ (1) DR2148	
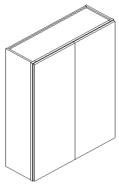	**W2448**	24	48	12	◆ (2) DR1248	3 Adjustable Shelves
	W2748	27	48	12	◆ (2) DR1348	
	W3048	30	48	12	◆ (2) DR1548	
	W3348	33	48	12	◆ (2) DR1648	
	W3648	36	48	12	◆ (2) DR1848	

Wall - Depth: 09"						Frame Construction
		Available in Carriage House Series Only				
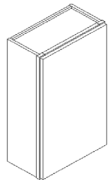	**W153009 L/R**	15	30 9/16	9	◆ (1) DR1530	2 Adjustable Shelves
	W183009 L/R	18	30 9/16	9	◆ (1) DR1830	
	W153609 L/R	15	36	9	◆ (1) DR1536	2 Adjustable Shelves
	W183609 L/R	18	36	9	◆ (1) DR1836	
	W154209 L/R	15	41 7/8	9	◆ (1) DR1542	3 Adjustable Shelves
	W184209 L/R	18	41 7/8	9	◆ (1) DR1842	
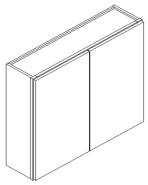	**W303009**	30	30 9/16	9	◆ (2) DR1530	2 Adjustable Shelves
	W363009	36	30 9/16	9	◆ (2) DR1830	
	W303609	30	36	9	◆ (2) DR1536	2 Adjustable Shelves
	W363609	36	36	9	◆ (2) DR1836	
	W304209	30	41 7/8	9	◆ (2) DR1542	3 Adjustable Shelves
	W364209	36	41 7/8	9	◆ (2) DR1842	

Wall - Depth: 15"						Frame Construction
		Available in Carriage House Series Only				
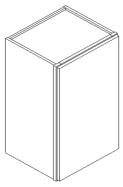	**W153015 L/R**	15	30 9/16	15	◆ (1) DR1530	2 Adjustable Shelves
	W183015 L/R	18	30 9/16	15	◆ (1) DR1830	
	W153615 L/R	15	36	15	◆ (1) DR1536	2 Adjustable Shelves
	W183615 L/R	18	36	15	◆ (1) DR1836	
	W154215 L/R	15	41 7/8	15	◆ (1) DR1542	3 Adjustable Shelves
	W184215 L/R	18	41 7/8	15	◆ (1) DR1842	
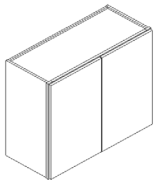	**W361215**	36	12	15	◆ (2) DR1812	No Shelf
	W361515	36	15	15	◆ (2) DR1815	No Shelf
	W301815	30	18	15	◆ (2) DR1518	No Shelf
	W361815	36	18	15	◆ (2) DR1818	
	W302415	30	23 5/8	15	◆ (2) DR1524	1 Adjustable Shelf
	W362415	36	23 5/8	15	◆ (2) DR1824	
	W303015	30	30 9/16	15	◆ (2) DR1530	2 Adjustable Shelves
	W363015	36	30 9/16	15	◆ (2) DR1830	
	W303615	30	36	15	◆ (2) DR1536	2 Adjustable Shelves
	W363615	36	36	15	◆ (2) DR1836	
	W304215	30	41 7/8	15	◆ (2) DR1542	2 Adjustable Shelves
	W364215	36	41 7/8	15	◆ (2) DR1842	

Wall Cabinets

	Width	Height	Depth	Cabinet Doors	
Wall - Depth: 15" (Triple Door)					***Frame Construction***
W481215 L/R	48	12	15	◆ (2) DR1612 (1) DR1512	1 Adjustable Shelf at 24" H 2 Adjustable Shelves at 30" H L/R designates hinging of single door Image shown as Right
W481815 L/R	48	18	15	◆ (2) DR1618 (1) DR1518	
W482415 L/R	48	24	15	◆ (2) DR1624 (1) DR1524	
W483015 L/R	48	30	15	◆ (2) DR1630 (1) DR1530	
Wall - Depth: 24" (Double Door)					***Frame Construction***
W331224	33	12	24	◆ (2) DR1612	No Shelf
W361224	36	12	24	◆ (2) DR1812	
W391224	39	12	24	◆ (2) DR1912	
W421224	42	12	24	◆ (2) DR2112	
W331524	33	15	24	◆ (2) DR1615	No Shelf
W361524	36	15	24	◆ (2) DR1815	
W391524	39	15	24	◆ (2) DR1915	
W331824	33	18	24	◆ (2) DR1618	No Shelf
W361824	36	18	24	◆ (2)DR1818	
W391824	39	18	24	◆ (2) DR1918	
W421824	42	18	24	◆ (2) DR2118	
W332424	33	24	24	◆ (2) DR1624	No Shelf
W362424	36	24	24	◆ (2) DR1824	
W392424	39	24	24	◆ (2) DR1924	
W363024	36	30 9/16	24	◆ (2) DR1830	No Shelf
Wall - Depth: 24" (Triple Door)					***Frame Construction***
W481224 L/R	48	12	24	◆ (2) DR1612 (1) DR1512	No Shelf L/R designates hinging of single door Image shown as Left
W481824 L/R	48	18	24	◆ (2) DR1618 (1) DR1518	
Wine Rack Lattice - Height: 18"					
WRL3018	30	18	12		Holds 15 Wine Bottles
WRL3618	36	18	12		Holds 22 Wine Bottles Finished Interior
Wine Rack Diagonal					
WRD1515	15	15	12		Holds 12 Wine Bottles Require that a finished side be called out (VL/VR/VV) for any exposed side Closed Back 5/8" Thick Construction (finished interior)
WRD1818	18	18	12		
Wine Stem Rack					
WSR3002	30	2	12		Holds 7 glasses
WSR3602	36	2	12		Holds 9 glasses
**** Installation Note: Trimming is NOT Recommended***					All Sides Finished

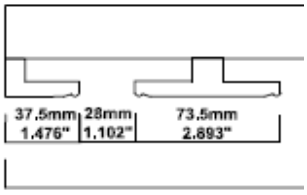

WSR3602

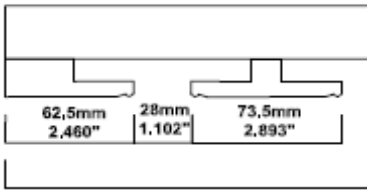

WSR3002

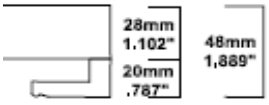

Wall Cabinets

Wall Microwave Cabinet (Double Doors) — *Frame Construction*

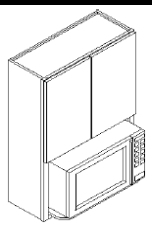

	Width	Height	Depth	Cabinet Doors	
MW3030	30	30 9/16	12	◆ (2) DR1512	Finished Interior
MW2436	24	36	12	◆ (2) DR1218	Microwave shelf is 16 1/2 inches deep
MW3036	30	36	12	◆ (2) DR1518	Opening is 12-3/4" high
MW2442	24	41 7/8	12	◆ (2) DR1224	The MW24 opening is 21 3/4" wide
MW3042	30	41 7/8	12	◆ (2) DR1524	The MW30 opening is 27 3/4" wide
					MW2442/MW3042:1 Adjustable Shelf

Coffee Maker Cabinet — *Frame Construction*

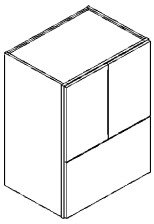

COFC304221	30	42	21	◆ (2) DR1524	No Shelf
OTKF3018	29 15/16	17 1/2	3/4		Included
*framed opening**	27 11/16	16 5/16			Unfinished

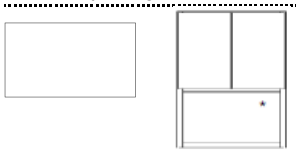

COFC cabinets use a wider OTKF than OC cabinets to accommodate the trim panel width of some appliances. This width will not match the width of the drawer or doors, depending on the door style chosen.

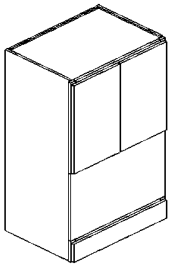

COFC306021	30	60	21	◆ (2) DR1530 (1) DH3006	2 Adjustable Shelves
OTKF3024	29 15/16	22 9/16	3/4		Included
*framed opening**	27 11/16	20 15/16			Unfinished

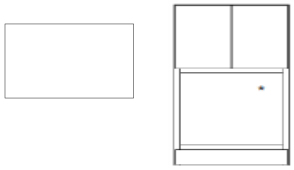

Available in Carriage House series only.
Not available in Gatehouse or Signature Series.
COFC cabinets use a wider OTKF than OC cabinets to accommodate the trim panel width of some appliances. This width will not match the width of the drawer or doors, depending on the door style chosen.

Wall Corner 24" (Single Door) — *Frame Construction*

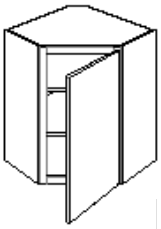

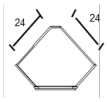

WC2418 L/R	24	18	24	◆ (1) DR1518	No Shelf
WC2430 L/R	24	30 9/16	24	◆ (1) DR1530	2 Adjustable Shelves
WC2436 L/R	24	36	24	◆ (1) DR1536	
WC2442 L/R	24	41 7/8	24	◆ (1) DR1542	3 Adjustable Shelves
WC2448 L/R	24	48	24	◆ (1) DR1548	*WC2448 Available in Carriage House Series Only*

Wall Corner 27" (Single Door) — *Frame Construction*

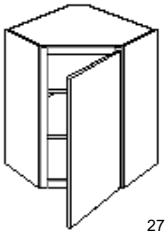

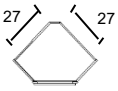

WC2718 L/R	27	18	27	◆ (1) DR1518	No Shelf
WC2730 L/R	27	30 9/16	27	◆ (1) DR1530	2 Adjustable Shelves
WC2736 L/R	27	36	27	◆ (1) DR1536	
WC2742 L/R	27	41 7/8	27	◆ (1) DR1542	3 Adjustable Shelves
WC2748 L/R	27	48	27	◆ (1) DR1548	

Wall Corner Lazy Susan 24" (Single Door) — *Frame Construction*

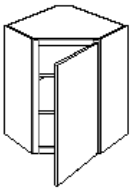

WCLS2430 L/R	24	30 9/16	24	◆ (1) DR1530	(1) Adjustable Shelf with Rotating Lazy Susan Attached (1) Rotating Lazy Susan Attached to Cabinet Bottom
WCLS2436 L/R	24	36	24	◆ (1) DR1536	
WCLS2442 L/R	24	41 7/8	24	◆ (1) DR1542	(2) Adjustable Shelves with Rotating Lazy Susan Attached (1) Rotating Lazy Susan Attached to Cabinet Bottom

Wall Cabinets

	Width	Height	Depth	Cabinet Doors	Frame Construction
Wall Corner Lazy Susan 27" (Single Door)				*Available in Carriage House Series Only*	
WCLS2730 L/R	27	30 9/16	27	◆ (1) DR1530	(1) Adjustable Shelf with Rotating Lazy Susan Attached (1) Rotating Lazy Susan Attached to Cabinet Bottom
WCLS2736 L/R	27	36	27	◆ (1) DR1536	
WCLS2742 L/R	27	41 7/8	27	◆ (1) DR1542	(2) Adjustable Shelves with Rotating Lazy Susan Attached (1) Rotating Lazy Susan Attached to Cabinet Bottom

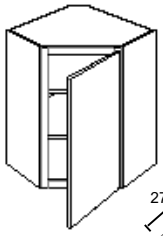

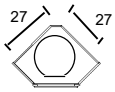

Wall Blind Corner - Height: 30"					***Frame Construction***
WBC27/3030 L/R	27	30 9/16	12	◆ (1) DR1230	2 Adjustable Shelves Blind Closure Panel attached. 6" Blind Overlay Filler attached to Blind Closure Panel 3" Blind Overlay Filler shipped loose
WBC36/3930 L/R	36	30 9/16	12	◆ (1) DR2130	
	See chart below for "pull" details				L/R designates position of Blind Side
WBC42/4530 L/R	42	30 9/16	12	◆ (2) DR1330	2 Adjustable Shelves Blind Closure Panel attached. 6" Blind Overlay Filler attached to Blind Closure Panel 3" Blind Overlay Filler shipped loose L/R designates position of Blind Side
	See chart below for "pull" details				
Wall Blind Corner - Height: 36"					***Frame Construction***
WBC27/3036 L/R	27	36	12	◆ (1) DR1242	3 Adjustable Shelves Blind Closure Panel attached. 6" Blind Overlay Filler attached to Blind Closure Panel 3" Blind Overlay Filler shipped loose
WBC36/3936 L/R	36	36	12	◆ (1) DR2142	
	See chart below for "pull" details				L/R designates position of Blind Side
WBC42/4536 L/R	42	36	12	◆ (2) DR1342	3 Adjustable Shelves Blind Closure Panel attached. 6" Blind Overlay Filler attached to Blind Closure Panel 3" Blind Overlay Filler shipped loose
	See chart below for "pull" details				L/R designates position of Blind Side
Wall Blind Corner - Height: 42"					***Frame Construction***
WBC27/3042 L/R	27	41 7/8	12	◆ (1) DR1242	3 Adjustable Shelves Blind Closure Panel attached. 6" Blind Overlay Filler attached to Blind Closure Panel 3" Blind Overlay Filler shipped loose
WBC36/3942 L/R	36	41 7/8	12	◆ (1) DR2142	
	See chart below for "pull" details				L/R designates position of Blind Side
WBC42/4542 L/R	42	41 7/8	12	◆ (2) DR1342	3 Adjustable Shelves Blind Closure Panel attached. 6" Blind Overlay Filler attached to Blind Closure Panel 3" Blind Overlay Filler shipped loose L/R designates position of Blind Side

Cabinet	Cabinet Width	Door Width	Minimum Pull	Maximum Pull
WBC27/3030 L/R	27"	12"	27"	30"
WBC36/3930 L/R	36"	21"	36"	39"
WBC42/4530 L/R	42"	(2) 13"	42"	45"

Wall Cabinets

	Width	Height	Depth	Cabinet Doors	
Wall End Corner (Double Door)					
WEC2418 L/R	24	18	12	◆ (2) DR1518	No Shelf
WEC2430 L/R	24	30 9/16	12	◆ (2) DR1530	2 Fixed Shelves
WEC2436 L/R	24	36	12	◆ (2) DR1536	
WEC2442 L/R	24	41 7/8	12	◆ (2) DR1542	3 Fixed Shelves
Wall Pie Cut Corner 24"					***Full Access Construction***
WPC2418 L/R	24	18	24	◆ (2) DR1118	No Shelf
WPC2430 L/R	24	30 9/16	24	◆ (2) DR1130	2 Adjustable Shelves
WPC2436 L/R	24	36	24	◆ (2) DR1136	
WPC2442 L/R	24	41 7/8	24	◆ (2) DR1142	3 Adjustable Shelves
WPC2448 L/R	24	48	24	◆ (2) DR1148	*WPC2448 Available in Carriage House Series Onlv*
Wall Drawer - Height: 48" - 12" Deep					***Frame Construction***
WD1548 L/R	15	48	12	◆ (1) DR1542 (1) DH1506*	3 Adjustable Shelves
WD1848 L/R	18	48	12	◆ (1) DR1842 (1) DH1806*	Finished Interior as Standard
					1 Drawer with Full Extension Drawer Glides
					Soft Close Glides Not Available
					GHS: Dovetail drawer box with self-close (not soft-close) drawer glide included as standard.
WD3048 L/R	30	48	12	◆ (2) DR1542 (2) DH1506*	
WD3648 L/R	36	48	12	◆ (2) DR1842 (2) DH1806*	
Wall Drawer - Height: 48" - 15" Deep					
WD154815 L/R	15	48	15	◆ (1) DR1542 (1) DH1506*	3 Adjustable Shelves
WD184815 L/R	18	48	15	◆ (1) DR1842 (1) DH1806*	Finished Interior as Standard
					1 Drawer with Full Extension Drawer Glides
					Soft Close Glides Not Available
					GHS: Dovetail drawer box with self-close (not soft-close) drawer glide included as standard.
WD304815 L/R	30	48	15	◆ (2) DR1542 (2) DH1506*	
WD364815 L/R	36	48	15	◆ (2) DR1842 (2) DH1806*	

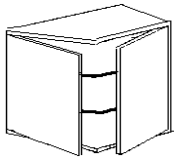

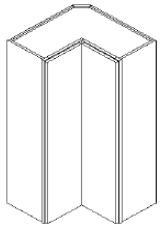

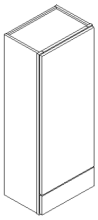

*Carriage House Series with Five-Piece Drawer will receive (1) DH1505.5 or (1) DH1805.45. This exception is for 48" height only.

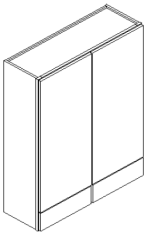

*Carriage House Series with Five-Piece Drawer will receive (2) DH1505.5 or (2) DH1805.45. This exception is for 48" height only.

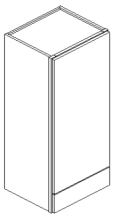

*Carriage House Series with Five-Piece Drawer will receive (1) DH1505.5 or (1) DH1805.45. This exception is for 48" height only.

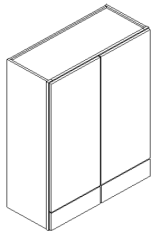

*Carriage House Series with Five-Piece Drawer will receive (2) DH1505.5 or (2) DH1805.45. This exception is for 48" height only.

Wall Cabinets

	Width	Height	Depth	Cabinet Doors	
Wall Drawer - Height: 54" and 60" - 12" Deep					
WD1554 L/R	15	54	12	◆ (1) DR1548-WD (1) DH1506	3 Adjustable Shelves at 54" High
WD1854 L/R	18	54	12	◆ (1) DR1848-WD (1) DH1806	4 Adjustable Shelves at 60" High
					Finished Interior as Standard
WD1560 L/R	15	60	12	◆ (1) DR1554-WD (1) DH1506	1 Drawer with Full Extension Drawer Glides
WD1860 L/R	18	60	12	◆ (1) DR1854-WD (1) DH1806	Soft Close Glides Not Available
					GHS: Dovetail drawer box with self-close (not soft-close) drawer glide included as standard.
WD3054 L/R	30	54	12	◆ (2) DR1548-WD (2) DH1506	
WD3654 L/R	36	54	12	◆ (2) DR1848-WD (2) DH1806	
WD3060 L/R	30	60	12	◆ (2) DR1554-WD (2) DH1506	
WD3660 L/R	36	60	12	◆ (2) DR1854-WD (2) DH1806	
Wall Drawer - Height: 54" and 60" - 15" Deep					
WD155415 L/R	15	54	15	◆ (1) DR1548-WD (1) DH1506	3 Adjustable Shelves at 54" High
WD185415 L/R	18	54	15	◆ (1) DR1848-WD (1) DH1806	4 Adjustable Shelves at 60" High
					Finished Interior as Standard
WD156015 L/R	15	60	15	◆ (1) DR1554-WD (1) DH1506	1 Drawer with Full Extension Drawer Glides
WD186015 L/R	18	60	15	◆ (1) DR1854-WD (1) DH1806	Soft Close Glides Not Available
					GHS: Dovetail drawer box with self-close (not soft-close) drawer glide included as standard.
WD305415 L/R	30	54	15	◆ (2) DR1548-WD (2) DH1506	
WD365415 L/R	36	54	15	◆ (2) DR1848-WD (2) DH1806	
WD306015 L/R	30	60	15	◆ (2) DR1554-WD (2) DH1506	
WD366015 L/R	36	60	15	◆ (2) DR1854-WD (2) DH1806	
Wall Lift-Up	*Available in Carriage House Series Only*				***Frame Construction***
WLIFT1818	18	18	12	◆ (1) DR1818	Open Bottom
WLIFT2418	24	18	12	◆ (1) DR2418	Door pulls forward and then upwards
WLIFT3018	30	18	12	◆ (1) DR3018	Interior is finished
WLIFT3618	36	18	12	◆ (1) DR3618	
WLIFT181815	18	18	15	◆ (1) DR1818	
WLIFT241815	24	18	15	◆ (1) DR2418	
WLIFT301815	30	18	15	◆ (1) DR3018	
WLIFT361815	36	18	15	◆ (1) DR3618	
Cubbies: 6" Wide x 12" Deep					
CUB0630	6	30	12		5 Cubbies
CUB0636	6	36	12		6 Cubbies
CUB0642	6	42	12		7 Cubbies
					5/8" Framless Construction

Wall Cabinets

Wall Range Hood

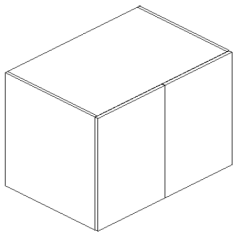

WRH36, WRH42

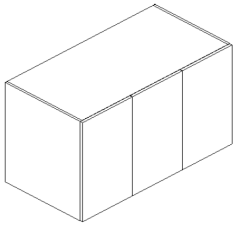

WRH48, WRH54

	Width	Height	Depth	Door	
WRH362424	36	24	24	(2) DR1824	
WRH363024	36	30	24	(2) DR1830	5/8" flush finished end panels
WRH363624	36	36	24	(2) DR1836	
WRH364224	36	42	24	(2) DR1842	Alumasteel panel is included
33-3/8" w X 23-3/4" d interior					as floor of cabinet; held-up 1"
WRH422424	42	24	24	(2) DR2124	from bottom
WRH423024	42	30	24	(2) DR2130	Cabinet back is held-up 6"
WRH423624	42	36	24	(2) DR2136	from bottom
WRH424224	42	42	24	(2) DR2142	
39-3/8" w X 23-3/4" d interior					36" & 48" widths should be
WRH482424	48	24	24	(2) DR1624 (1) DR1524	secured to wall & adjacent
WRH483024	48	30	24	(2) DR1630 (1) DR1530	wall cabinets; preferably not
WRH483624	48	36	24	(2) DR1636 (1) DR1536	free-standing
WRH484224	48	42	24	(2) DR1642 (1) DR1542	48" & 54" widths MUST be
45-3/8" w X 23-3/4" d interior					secured to wall & adjacent
WRH544224	54	42	24	(3) DR1842	wall cabinets; CANNOT be
51-3/8" w X 23-3/4" d interior					free-standing

Range Hood Shiplap

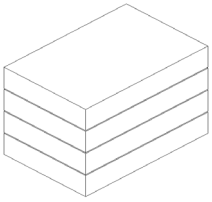

*RHS**24*

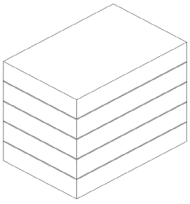

*RHS**30*

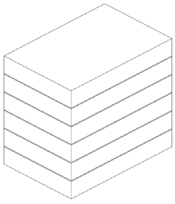

*RHS**36*

RHS3624	36	24 3/4	24	Alumasteel panel sold
RHS3630	36	31	24	separately
RHS3636	36	37-1/4	24	
33-1/4" w X 21-3/4" d interior				Cleat supplied for installation
RHS4224	42	24 3/4	24	
RHS4230	42	31	24	Can be free-standing if
RHS4236	42	37-1/4	24	installed with supplied cleat
39-1/4" w X 21-3/4" d interior				
RHS4824	48	24 3/4	24	
RHS4830	48	31	24	
RHS4836	48	37-1/4	24	
45-1/4" w X 21-3/4" d interior				
RHS5424	54	24 3/4	24	
RHS5430	54	31	24	
RHS5436	54	37-1/4	24	
51-1/4" w X 21-3/4" d interior				
RHS6024	60	24 3/4	24	
RHS6030	60	31	24	
RHS6036	60	37-1/4	24	
57-1/4" w X 21-3/4" d interior				

Alumasteel Panel

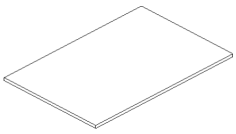

ALMSTL3624	36	3/4	24	Alumasteel laminated 3/4"
ALMSTL4824	48	3/4	24	panel board
ALMSTL6024	60	3/4	24	

Wall Cabinetry

Wall Cabinets

Range Hood

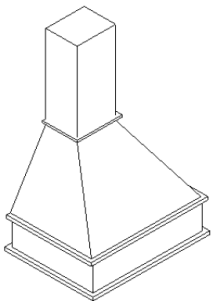

	Width	Height	Depth	Door
RH3630	36	54-1/2	26	Alumasteel panel sold separately 24" h chimney extension (duct cover) included Shipped loose, can be trimmed Not door style specific
RH4230	42	54-1/2	26	
RH4830	48	54-1/2	26	
RH5430	54	54-1/2	26	
RH6030	60	54-1/2	26	

10' ceiling height recommended to maintain chimney extension (duct cover)

	A	B	C
RH3630	36	31-1/2	11-7/8
RH4230	42	37-1/2	17-7/8
RH4830	48	43-1/2	23-7/8
RH5430	54	49-1/2	29-7/8
RH6030	60	55-1/2	35-7/8

(clearance) = available interior
Consult your appliance's specifications to confirm dimensions and fit for the selected hood liner.

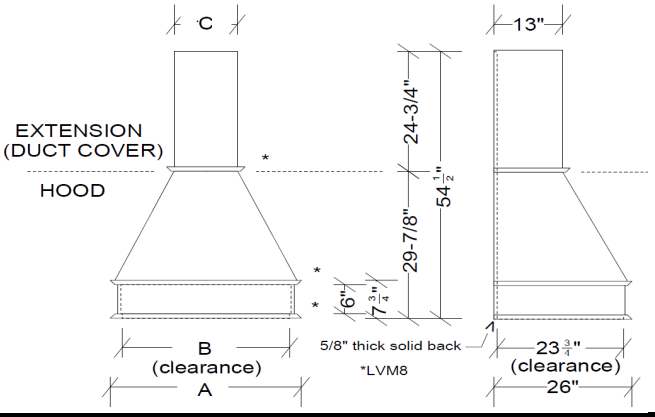

Range Hood Tapered

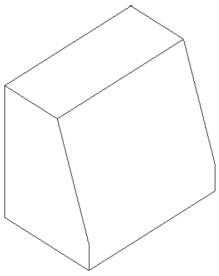

RHT3630	36	30	24	5/8" flush finished end panels Alumasteel panel sold separately Not door style specific
RHT4230	42	30	24	
RHT4830	48	30	24	
RHT5430	54	30	24	
RHT6030	60	30	24	

Must order RHT-EXT**18 Range Hood Extension separately if needed

Range Hood Extension (for Range Hood Tapered)

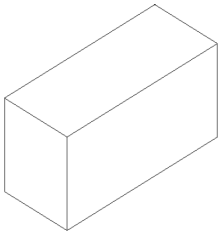

RHT-EXT3618	36	18	15	5/8" flush finished end panels Not door style specific
RHT-EXT4218	42	18	15	
RHT-EXT4818	48	18	15	
RHT-EXT5418	54	18	15	
RHT-EXT6018	60	18	15	

Extension (chimney/duct cover ONLY) Must order RHT**30 Range Hood Tapered separately

	A	B
RHT3630	36	34-3/4
RHT4230	42	40-3/4
RHT4830	48	46-3/4
RHT5430	54	52-3/4
RHT6030	60	58-3/4

(clearance) = available interior
Consult your appliance's specifications to confirm dimensions and fit for the selected hood liner.

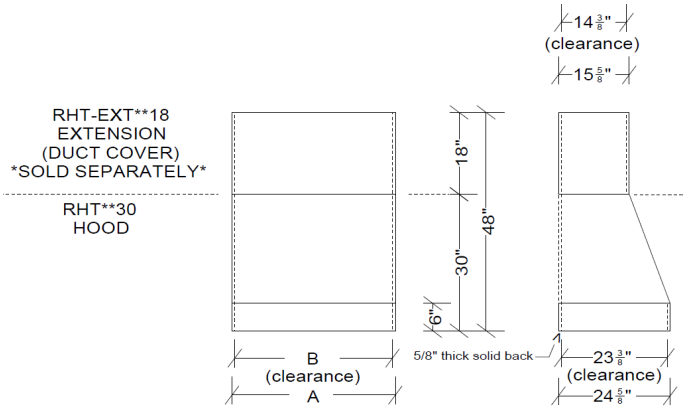

DRFF - Door Face Frame

Single Door — ***Frame Construction***



Face Frame with doors and hinges attached. Can be used for Grottos to access duct, fan or motor

	Width	Height	Depth	Cabinet Doors
DRFF1515	15	15	3/4	(1) DR1515
DRFF1815	18	15	3/4	(1) DR1815
DRFF1518	15	18	3/4	(1) DR1518
DRFF1818	18	18	3/4	(1) DR1818
DRFF1824	18	24	3/4	(1) DR1824
DRFF0930	9	30 9/16	3/4	(1) DR0930
DRFF1530	15	30 9/16	3/4	(1) DR1530
DRFF1830	18	30 9/16	3/4	(1) DR1830
DRFF2130	21	30 9/16	3/4	(1) DR2130
DRFF1236	12	36	3/4	(1) DR1236
DRFF1536	15	36	3/4	(1) DR1536
DRFF1836	18	36	3/4	(1) DR1836
DRFF1542	15	41 7/8	3/4	(1) DR1542
DRFF1842	18	41 7/8	3/4	(1) DR1842
DRFF2142	21	41 7/8	3/4	(1) DR2142

Double Door — ***Frame Construction***

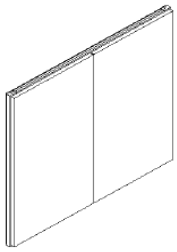

Face Frame with doors and hinges attached. Can be used for Grottos to access duct, fan or motor

DRFF2418	24	18	3/4	(2) DR1218
DRFF2424	24	23 5/8	3/4	(2) DR1224
DRFF2430	24	30 9/16	3/4	(2) DR1230
DRFF2730	27	30 9/16	3/4	(2) DR1330
DRFF2736	27	36	3/4	(2) DR1336
DRFF3012	30	12	3/4	(2) DR1512
DRFF3015	30	15	3/4	(2) DR1515
DRFF3018	30	18	3/4	(2) DR1518
DRFF3024	30	23 5/8	3/4	(2) DR1524
DRFF3030	30	30 9/16	3/4	(2) DR1530
DRFF3036	30	36	3/4	(2) DR1536
DRFF3042	30	41 7/8	3/4	(2) DR1542
DRFF3315	33	15	3/4	(2) DR1615
DRFF3330	33	30 9/16	3/4	(2) DR1630
DRFF3342	33	41 7/8	3/4	(2) DR1642
DRFF3612	36	12	3/4	(2) DR1812
DRFF3615	36	15	3/4	(2) DR1815
DRFF3618	36	18	3/4	(2) DR1818
DRFF3624	36	23 5/8	3/4	(2) DR1824
DRFF3630	36	30 9/16	3/4	(2) DR1830
DRFF3636	36	36	3/4	(2) DR1836
DRFF3642	36	41 7/8	3/4	(2) DR1842
DRFF4212	42	12	3/4	(2) DR2112
DRFF4218	42	18	3/4	(2) DR2118
DRFF4224	42	23 5/8	3/4	(2) DR2124
DRFF4230	42	30 9/16	3/4	(2) DR2130
DRFF4236	42	36	3/4	(2) DR2136
DRFF4242	42	41 7/8	3/4	(2) DR2142

Triple Door — ***Frame Construction***

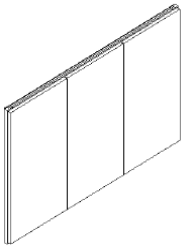

Face Frame with doors and hinges attached. Can be used for Grottos to access duct, fan or motor

DRFF4812	48	12	3/4	(2) DR1612 (1) DR1512
DRFF4815	48	15	3/4	(2) DR1615 (1) DR1515
DRFF4818	48	18	3/4	(2) DR1618 (1) DR1518
DRFF4824	48	23 5/8	3/4	(2) DR1624 (1) DR1524
DRFF4830	48	30 9/16	3/4	(2) DR1630 (1) DR1530
DRFF4836	48	36	3/4	(2) DR1636 (1) DR1536
DRFF4842	48	41 7/8	3/4	(2) DR1642 (1) DR1542
DRFF5412	54	12	3/4	(3) DR1812
DRFF5418	54	18	3/4	(3) DR1818
DRFF5424	54	23 5/8	3/4	(3) DR1824
DRFF5430	54	30 9/16	3/4	(3) DR1830
DRFF5436	54	36	3/4	(3) DR1836
DRFF6024	60	23 5/8	3/4	(2) DR2124 (1) DR1824
DRFF6030	60	30 9/16	3/4	(2) DR2130 (1) DR1830
DRFF7218	72	18	3/4	(4) DR1818

- ***Index***
- ***Construction Options & Modifications Key***
- ***Lite Specifications***
- ***Cabinet Selection***

Specialty Wall Cabinetry
Mullion Glass, Open Shelf and Bookshelves
All Cabinets in this section have Flush End Panels

Page Location	Cabinet Type	Nomenclature
67	Construction Options & Modifications Key	
77	Lite Specifications	
68	Wall Open Shelf	WOS
68-69	Wall Book Shelf	WBS
70-72	Wall Glass	WG
73-74	Wall Glass - 15" Depth	WG
72-73	Wall Glass - 9" Depth	WG
74	Wall Glass Corner	WGC
75-76	Wall Glass Drawer	WGD
75-76	Wall Glass Drawer - 15" Depth	WGD
75	Wall Glass End Corner	WGEC
74	Wall Glass Pie Cut	WGPC
70-72	Wall Mullion	WM
73-74	Wall Mullion - 15" Depth	WM
72-73	Wall Mullion - 9" Depth	WM
74	Wall Mullion Corner	WMC
75-76	Wall Mullion Drawer	WMD
75-76	Wall Mullion Drawer - 15" Depth	WMD
75	Wall Mullion End Corner	WMEC

Glass/Mullion Cabinets

Finished Side Codes	
Description	**Veneer Code**
12" High - Wall	WV12
15" High - Wall	WV15
18" High - Wall	WV18
24" High - Wall	WV24
30" High - Wall	WV30
36" High - Wall	WV36
42" High - Wall	WV42
48" High - Wall	WV48
54" High - Wall	WV54
60" High - Wall	WV60

Cabinet Box Modification Codes	
BOX	Box with no doors or drawer heads
364	Box Only (No drawers/pullouts/doors/drawerheads/shelves/hinges)
BOB	Box Only (No drawers/pullouts/doors/drawerheads/shelves/hinges) With Beaded Back
PLY	Plywood Sides
AWB	All Wood Box

Door Modification Codes	
RGL	Reeded Glass in lieu of Flat on WG and WM cabinets
FGL	Frosted Glass in lieu of Flat on WG and WM cabinets
ASG	All Wood Box/Reeded Glass in Doors
PLG	Plywood Ends/Reeded Glass in Doors
SCH	Soft Close Door Hinges *****This option is offered for Gatehouse Series Only***
NGL	No Glass inserts in doors for Glass or Mullion Cabinets

Cabinet Component Modification Codes	
BB	Beaded Back

Open Shelf Cabinets

Wall Open Shelf — *Frame Construction*

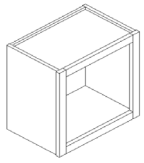

	Width	Height	Depth	
WOS0918	9	18	12	**All Wall Open Shelf and Wall Book Shelf Cabinets:** Must specify VL/VR/VV for 5/8" finished end panels Finished Matching Interior - STANDARD
WOS1218	12	18	12	
WOS1518	15	18	12	
WOS1818	18	18	12	
WOS2118	21	18	12	No Adjustable Shelf Use instead of glass cabinet without doors For beaded interior back use manufacture code "BB"
WOS2418	24	18	12	
WOS2718	27	18	12	
WOS3018	30	18	12	
WOS3318	33	18	12	
WOS3618	36	18	12	

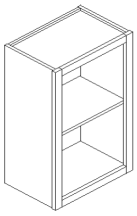

WOS1530	15	30 9/16	12	1 Adjustable Shelf Use instead of glass cabinet without doors For beaded interior back use manufacture code "BB"
WOS1830	18	30 9/16	12	
WOS3030	30	30 9/16	12	
WOS3630	36	30 9/16	12	

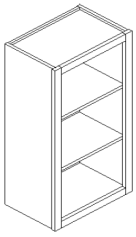

WOS1536	15	36	12	2 Adjustable Shelves Use instead of glass cabinet without doors For beaded interior back use manufacture code "BB"
WOS1836	18	36	12	
WOS3036	30	36	12	
WOS3636	36	36	12	
WOS1542	15	41 7/8	12	2 Adjustable Shelves Use instead of glass cabinet without doors For beaded interior back use manufacture code "BB"
WOS1842	18	41 7/8	12	
WOS3042	30	41 7/8	12	
WOS3642	36	41 7/8	12	

Wall Book Shelf — *Available in Carriage House Series Only* — *Frame Construction*

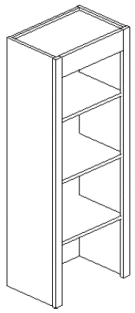

WBS1848	18	48	12	3 Adjustable Shelves For beaded interior back use manufacture code "BB" Designed to sit on countertop 4" Top Rail, no bead 1-7/8" stiles, bead on outside
WBS2448	24	48	12	
WBS3048	30	48	12	
WBS3648	36	48	12	

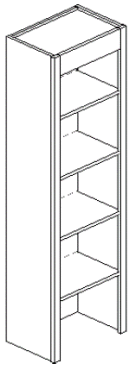

WBS1854	18	54	12	4 Adjustable Shelves For beaded interior back use manufacture code "BB" Designed to sit on countertop 4" Top Rail, no bead 1-7/8" stiles, bead on outside
WBS2454	24	54	12	
WBS3054	30	54	12	
WBS3654	36	54	12	
WBS1860	18	60	12	4 Adjustable Shelves For beaded interior back use manufacture code "BB" Designed to sit on countertop 4" Top Rail, no bead 1-7/8" stiles, bead on outside
WBS2460	24	60	12	
WBS3060	30	60	12	
WBS3660	36	60	12	

Wall Bookshelf Cabinets

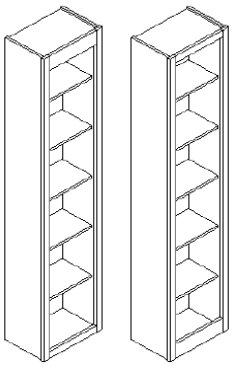

Wall Book Shelf		Width	Height	Depth	*Frame Construction*
		Available in Carriage House Series Only			
	WBS3078	30	78	12	5 Adjustable Shelves For beaded interior back use manufacture code "BB" 1-7/8" (bead on inside) & 4" (no bead) top/bottom rail (cabinet can be flipped), 1-7/8" stiles; bead on outside
	WBS3378	33	78	12	
	WBS3678	36	78	12	
	WBS1884	18	84	12	5 Adjustable Shelves For beaded interior back use manufacture code "BB" 1-7/8" (bead on inside) & 4" (no bead) top/bottom rail (cabinet can be flipped), 1-7/8" stiles; bead on outside
	WBS2484	24	84	12	
	WBS3084	30	84	12	
	WBS3684	36	84	12	
	WBS3090	30	90	12	6 Adjustable Shelves For beaded interior back use manufacture code "BB" 1-7/8" (bead on inside) & 4" (no bead) top/bottom rail (cabinet can be flipped), 1-7/8" stiles; bead on outside
	WBS3390	33	90	12	
	WBS3690	36	90	12	
	WBS1896	18	96	12	6 Adjustable Shelves For beaded interior back use manufacture code "BB" 1-7/8" (bead on inside) & 4" (no bead) top/bottom rail (cabinet can be flipped), 1-7/8" stiles; bead on outside
	WBS2496	24	96	12	
	WBS3096	30	96	12	
	WBS3696	36	96	12	

Stile/Rail Configuration Detail

WOS -
- Wall Open Shelf

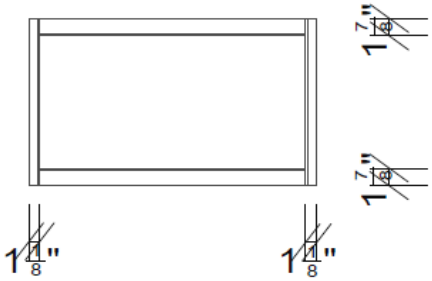

WBS -
- Wall Book Shelf
(48", 54", 60" high)



WBS -
- Wall Book Shelf
(78", 84", 90", 96" high)



Glass/Mullion Cabinets

All Glass/Mullion Cabinets:
Finished matching interior - STANDARD
Must specify VL/VR/VV for 5/8" end panels

Wall Glass - Height: 15" — *Frame Construction*

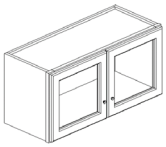

	Width	Height	Depth	Cabinet Doors	
WG3015	30	15	12	◆ (2) DRG1515	No Shelf Flat Glass
WG3615	36	15	12	◆ (2) DRG1815	

Wall Glass/Mullion - Height: 18" — *Frame Construction*

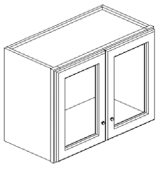

	Width	Height	Depth	Cabinet Doors	
WG0918 L/R	9	18	12	◆ (1) DRG0918	No Shelf Flat Glass
WG1218 L/R	12	18	12	◆ (1) DRG1218	
WG1518 L/R	15	18	12	◆ (1) DRG1518	
WG1818 L/R	18	18	12	◆ (1) DRG1818	L/R designates hinging of door
WG2118 L/R	21	18	12	◆ (1) DRG2118	
WG2418	24	18	12	◆ (2) DRG1218	
WG2718	27	18	12	◆ (2) DRG1318	
WG3018	30	18	12	◆ (2) DRG1518	
WG3318	33	18	12	◆ (2) DRG1618	
	36	18	12	◆ (2) DRG1818	
WG3918	39	18	12	◆ (2) DRG1918	

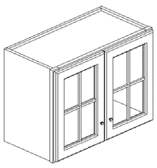

	Width	Height	Depth	Cabinet Doors	
WM0918 L/R	9	18	12	◆ (1) DRM0918	No Shelf Mullion Glass
WM1218 L/R	12	18	12	◆ (1) DRM1218	
WM1518 L/R	15	18	12	◆ (1) DRM1518	
WM1818 L/R	18	18	12	◆ (1) DRM1818	L/R designates hinging of door
WM2118 L/R	21	18	12	◆ (1) DRM2118	
WM2418	24	18	12	◆ (2) DRM1218	
WM2718	27	18	12	◆ (2) DRM1318	
WM3018	30	18	12	◆ (2) DRM1518	
WM3318	33	18	12	◆ (2) DRM1618	
WM3618	36	18	12	◆ (2) DRM1818	
WM3918	39	18	12	◆ (2) DRM1918	

Wall Glass/Mullion - Height: 24" — *Frame Construction*

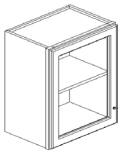

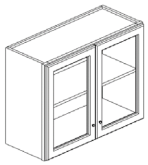

	Width	Height	Depth	Cabinet Doors	
WG1824 L/R	18	23 5/8	12	◆ (1) DRG1824	1 Adjustable Shelf Flat Glass
WG2424	24	23 5/8	12	◆ (2) DRG1224	
WG3024	30	23 5/8	12	◆ (2) DRG1524	
WG3624	36	23 5/8	12	◆ (2) DRG1824	

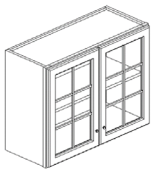

	Width	Height	Depth	Cabinet Doors	
WM1824 L/R	18	23 5/8	12	◆ (1) DRM1824	1 Adjustable Shelf Mullion Glass
WM3024	30	23 5/8	12	◆ (2) DRM1524	
WM3624	36	23 5/8	12	◆ (2) DRM1824	

Glass/Mullion Cabinets

	Width	Height	Depth	Cabinet Doors	
Wall Glass/Mullion - Height: 30"					***Frame Construction***
WG1530 L/R	15	30 9/16	12	◆ (1) DRG1530	1 Adjustable Shelf Flat Glass
WG1830 L/R	18	30 9/16	12	◆ (1) DRG1830	
WG2130 L/R	21	30 9/16	12	◆ (1) DRG2130	L/R designates hinging of door
WG2430	24	30 9/16	12	◆ (2) DRG1230	
WG2730	27	30 9/16	12	◆ (2) DRG1330	
WG3030	30	30 9/16	12	◆ (2) DRG1530	
WG3330	33	30 9/16	12	◆ (2) DRG1630	
WG3630	36	30 9/16	12	◆ (2) DRG1830	
WM1530 L/R	15	30 9/16	12	◆ (1) DRM1530	1 Adjustable Shelf Mullion Glass
WM1830 L/R	18	30 9/16	12	◆ (1) DRM1830	
WM2130 L/R	21	30 9/16	12	◆ (1) DRM2130	
WM2730	27	30 9/16	12	◆ (2) DRM1330	L/R designates hinging of door
WM3030	30	30 9/16	12	◆ (2) DRM1530	
WM3330	33	30 9/16	12	◆ (2) DRM1630	
WM3630	36	30 9/16	12	◆ (2) DRM1830	
Wall Glass/Mullion - Height: 36"					***Frame Construction***
WG1536 L/R	15	36	12	◆ (1) DRG1536	2 Adjustable Shelves Flat Glass
WG1836 L/R	18	36	12	◆ (1) DRG1836	
WG2136 L/R	21	36	12	◆ (1) DRG2136	
WG2436	24	36	12	◆ (2) DRG1236	
WG2736	27	36	12	◆ (2) DRG1336	L/R designates hinging of door
WG3036	30	36	12	◆ (2) DRG1536	
WG3336	33	36	12	◆ (2) DRG1636	
WG3636	36	36	12	◆ (2) DRG1836	
WM1536 L/R	15	36	12	◆ (1) DRM1536	2 Adjustable Shelves Mullion Glass
WM1836 L/R	18	36	12	◆ (1) DRM1836	
WM2136 L/R	21	36	12	◆ (1) DRM2136	L/R designates hinging of door
WM2736	27	36	12	◆ (2) DRM1336	
WM3036	30	36	12	◆ (2) DRM1536	
WM3336	33	36	12	◆ (2) DRM1636	
WM3636	36	36	12	◆ (2) DRM1836	
Wall Glass/Mullion - Height: 42"					***Frame Construction***
WG1542 L/R	15	41 7/8	12	◆ (1) DRG1542	2 Adjustable Shelves Flat Glass
WG1842 L/R	18	41 7/8	12	◆ (1) DRG1842	
WG2142 L/R	21	41 7/8	12	◆ (1) DRG2142	
WG2442	24	41 7/8	12	◆ (2) DRG1242	
WG2742	27	41 7/8	12	◆ (2) DRG1342	
WG3042	30	41 7/8	12	◆ (2) DRG1542	L/R designates hinging of door
WG3342	33	41 7/8	12	◆ (2) DRG1642	
WG3642	36	41 7/8	12	◆ (2) DRG1842	
WM1542 L/R	15	41 7/8	12	◆ (1) DRM1542	2 Adjustable Shelves Mullion Glass
WM1842 L/R	18	41 7/8	12	◆ (1) DRM1842	
WM2142 L/R	21	41 7/8	12	◆ (1) DRM2142	
WM2742	27	41 7/8	12	◆ (2) DRM1342	L/R designates hinging of door
WM3042	30	41 7/8	12	◆ (2) DRM1542	
WM3342	33	41 7/8	12	◆ (2) DRM1642	
WM3642	36	41 7/8	12	◆ (2) DRM1842	

Glass/Mullion Cabinets

	Width	Height	Depth	Cabinet Doors	
Wall Glass/Mullion - Height: 48"					***Frame Construction***
WG1548 L/R	15	48	12	◆ (1) DRG1548	2 Adjustable Shelves Flat Glass
WG1848 L/R	18	48	12	◆ (1) DRG1848	
WG2148 L/R	21	48	12	◆ (1) DRG2148	L/R designates hinging of door
WG2448	24	48	12	◆ (2) DRG1248	
WG2748	27	48	12	◆ (2) DRG1348	Available in Carriage House Only, N/A in Gatehouse or Signature Series
WG3048	30	48	12	◆ (2) DRG1548	
WG3348	33	48	12	◆ (2) DRG1648	
WG3648	36	48	12	◆ (2) DRG1848	
WM1548 L/R	15	48	12	◆ (1) DRM1548	2 Adjustable Shelves Mullion Glass
WM1848 L/R	18	48	12	◆ (1) DRM1848	
WM2148 L/R	21	48	12	◆ (1) DRM2148	L/R designates hinging of door
WM2748	27	48	12	◆ (2) DRM1348	
WM3048	30	48	12	◆ (2) DRM1548	Available in Carriage House Only, N/A in Gatehouse or Signature Series
WM3348	33	48	12	◆ (2) DRM1648	
WM3648	36	48	12	◆ (2) DRM1848	
Wall Glass/Mullion - Height: 30" Depth: 9"					***Frame Construction***
WG153009 L/R	15	30 9/16"	9	◆ (1) DRG1536	1 Adjustable Shelf Flat Glass
WG183009 L/R	18	30 9/16"	9	◆ (1) DRG1836	
WG213009 L/R	21	30 9/16"	9	◆ (1) DRG2136	L/R designates hinging of door
WG273009	27	30 9/16"	9	◆ (2) DRG1336	
WG303009	30	30 9/16"	9	◆ (2) DRG1536	
WG333009	33	30 9/16"	9	◆ (2) DRG1636	
WG363009	36	30 9/16"	9	◆ (2) DRG1836	
WM153009 L/R	15	30 9/16"	9	◆ (1) DRM1536	1 Adjustable Shelf Mullion Glass
WM183009 L/R	18	30 9/16"	9	◆ (1) DRM1836	
WM213009 L/R	21	30 9/16"	9	◆ (1) DRM2136	L/R designates hinging of door
WM273009	27	30 9/16"	9	◆ (2) DRM1336	
WM303009	30	30 9/16"	9	◆ (2) DRM1536	
WM333009	33	30 9/16"	9	◆ (2) DRM1636	
WM363009	36	30 9/16"	9	◆ (2) DRM1836	
Wall Glass/Mullion - Height: 36" Depth: 9"					***Frame Construction***
WG153609 L/R	15	36	9	◆ (1) DRG1536	2 Adjustable Shelves Flat Glass
WG183609 L/R	18	36	9	◆ (1) DRG1836	
WG213609 L/R	21	36	9	◆ (1) DRG2136	
WG273609	27	36	9	◆ (2) DRG1336	
WG303609	30	36	9	◆ (2) DRG1536	L/R designates hinging of door
WG333609	33	36	9	◆ (2) DRG1636	
WG363609	36	36	9	◆ (2) DRG1836	
WM153609 L/R	15	36	9	◆ (1) DRM1536	2 Adjustable Shelves Mullion Glass
WM183609 L/R	18	36	9	◆ (1) DRM1836	
WM213609 L/R	21	36	9	◆ (1) DRM2136	
WM273609	27	36	9	◆ (2) DRM1336	
WM303609	30	36	9	◆ (2) DRM1536	L/R designates hinging of door
WM333609	33	36	9	◆ (2) DRM1636	
WM363609	36	36	9	◆ (2) DRM1836	

Glass/Mullion Cabinets

	Width	Height	Depth	Cabinet Doors	
Wall Glass/Mullion - Height: 42" Depth: 9"					***Frame Construction***
WG154209 L/R	15	41 7/8	9	◆ (1) DRG1542	2 Adjustable Shelves Flat Glass
WG184209 L/R	18	41 7/8	9	◆ (1) DRG1842	
WG214209 L/R	21	41 7/8	9	◆ (1) DRG2142	
WG274209	27	41 7/8	9	◆ (2) DRG1342	
WG304209	30	41 7/8	9	◆ (2) DRG1542	L/R designates hinging of door
WG334209	33	41 7/8	9	◆ (2) DRG1642	
WG364209	36	41 7/8	9	◆ (2) DRG1842	
WM154209 L/R	15	41 7/8	9	◆ (1) DRM1542	2 Adjustable Shelves Mullion Glass
WM184209 L/R	18	41 7/8	9	◆ (1) DRM1842	
WM214209 L/R	21	41 7/8	9	◆ (1) DRM2142	
WM274209	27	41 7/8	9	◆ (2) DRM1342	
WM304209	30	41 7/8	9	◆ (2) DRM1542	L/R designates hinging of door
WM334209	33	41 7/8	9	◆ (2) DRM1642	
WM364209	36	41 7/8	9	◆ (2) DRM1842	
Wall Glass/Mullion - Height: 30" Depth: 15"					***Frame Construction***
	15	30 9/16'	15	◆ (1) DRG1530	1 Adjustable Shelf; 15" deep Flat Glass
WG183015 L/R	18	30 9/16'	15	◆ (1) DRG1830	
WG213015 L/R	21	30 9/16'	15	◆ (1) DRG2130	
WG273015	27	30 9/16'	15	◆ (2) DRG1330	
WG303015	30	30 9/16'	15	◆ (2) DRG1530	L/R designates hinging of door
WG333015	33	30 9/16'	15	◆ (2) DRG1630	
WG363015	36	30 9/16'	15	◆ (2) DRG1830	
WM153015 L/R	15	30 9/16'	15	◆ (1) DRM1530	1 Adjustable Shelf; 15" deep Mullion Glass
WM183015 L/R	18	30 9/16'	15	◆ (1) DRM1830	
WM213015 L/R	21	30 9/16'	15	◆ (1) DRM2130	
WM273015	27	30 9/16'	15	◆ (2) DRM1330	
WM303015	30	30 9/16'	15	◆ (2) DRM1530	L/R designates hinging of door
WM333015	33	30 9/16'	15	◆ (2) DRM1630	
WM363015	36	30 9/16'	15	◆ (2) DRM183.	
Wall Glass/Mullion - Height: 36" Depth: 15"					***Frame Construction***
WG153615 L/R	15	36	15	◆ (1) DRG1536	2 Adjustable Shelves; 15" deep Flat Glass
WG183615 L/R	18	36	15	◆ (1) DRG1836	
WG213615 L/R	21	36	15	◆ (1) DRG2136	
WG273615	27	36	15	◆ (2) DRG1336	
WG303615	30	36	15	◆ (2) DRG1536	L/R designates hinging of door
WG333615	33	36	15	◆ (2) DRG1636	
WG363615	36	36	15	◆ (2) DRG1836	
WM153615 L/R	15	36	15	◆ (1) DRM1536	2 Adjustable Shelves; 15" deep Mullion Glass
WM183615 L/R	18	36	15	◆ (1) DRM1836	
WM213615 L/R	21	36	15	◆ (1) DRM2136	
WM273615	27	36	15	◆ (2) DRM1336	
WM303615	30	36	15	◆ (2) DRM1536	L/R designates hinging of door
WM333615	33	36	15	◆ (2) DRM1636	
WM363615	36	36	15	◆ (2) DRM1836	

Glass/Mullion Cabinets

Wall Glass/Mullion - Height: 42" Depth: 15"

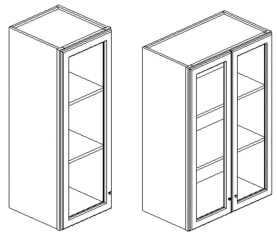

	Width	Height	Depth	Cabinet Doors	Frame Construction
WG154215 L/R	15	41 7/8	15	◆ (1) DRG1542	2 Adjustable Shelves Flat Glass
WG184215 L/R	18	41 7/8	15	◆ (1) DRG1842	
WG214215 L/R	21	41 7/8	15	◆ (1) DRG2142	
WG274215	27	41 7/8	15	◆ (2) DRG1342	
WG304215	30	41 7/8	15	◆ (2) DRG1542	
WG334215	33	41 7/8	15	◆ (2) DRG1642	
WG364215	36	41 7/8	15	◆ (2) DRG1842	



WM154215 L/R	15	41 7/8	15	◆ (1) DRM1542	2 Adjustable Shelves Mullion Glass
WM184215 L/R	18	41 7/8	15	◆ (1) DRM1842	
WM214215 L/R	21	41 7/8	15	◆ (1) DRM2142	
WM274215	27	41 7/8	15	◆ (2) DRM1342	
WM304215	30	41 7/8	15	◆ (2) DRM1542	
WM334215	33	41 7/8	15	◆ (2) DRM1642	
WM364215	36	41 7/8	15	◆ (2) DRM1842	

Wall Glass Pie Cut Corner 18"

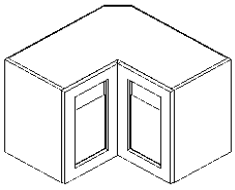

WGPC2418 L/R	24	18	24	◆ (2) DRG1118	No Shelf

Wall Glass/Mullion Corner (Single Door)

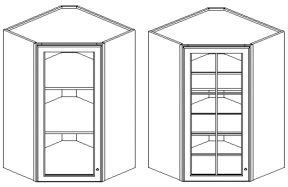

WGC2418 L/R	24	18	24	◆ (1) DRG1518	No Shelf
WGC2430 L/R	24	30 9/16	24	◆ (1) DRG1530	1 Adjustable Shelf
WGC2436 L/R	24	36	24	◆ (1) DRG1536	2 Adjustable Shelves
WGC2442 L/R	24	41 7/8	24	◆ (1) DRG1542	2 Adjustable Shelves
WGC2448 L/R	24	48	24	◆ (1) DRG1548	3 Adjustable Shelves
WMC2418 L/R	24	18	24	◆ (1) DRM1518	No Shelf
WMC2430 L/R	24	30 9/16	24	◆ (1) DRM1530	1 Adjustable Shelf
WMC2436 L/R	24	36	24	◆ (1) DRM1536	2 Adjustable Shelves
WMC2442 L/R	24	41 7/8	24	◆ (1) DRM1542	2 Adjustable Shelves
WMC2448 L/R	24	48	24	◆ (1) DRM1548	3 Adjustable Shelves

Cannot do bead board interior

Wall Glass/Mullion Corner 27" (Single Door)

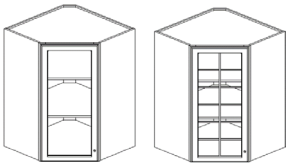

WGC2718 L/R	27	18	27	◆ (1) DRG1518	No Shelf
WGC2730 L/R	27	30 9/16	27	◆ (1) DRG1530	1 Adjustable Shelf
WGC2736 L/R	27	36	27	◆ (1) DRG1536	2 Adjustable Shelves
WGC2742 L/R	27	41 7/8	27	◆ (1) DRG1542	2 Adjustable Shelves
WGC2748 L/R	27	48	27	◆ (1) DRG1548	3 Adjustable Shelves
WMC2718 L/R	27	18	27	◆ (1) DRM1518	No Shelf
WMC2730 L/R	27	30 9/16	27	◆ (1) DRM1530	1 Adjustable Shelf
WMC2736 L/R	27	36	27	◆ (1) DRM1536	2 Adjustable Shelves
WMC2742 L/R	27	41 7/8	27	◆ (1) DRM1542	2 Adjustable Shelves
WMC2748 L/R	27	48	27	◆ (1) DRM1548	3 Adjustable Shelves

Cannot do bead board interior

Glass/Mullion Cabinets

Wall Glass/Mullion End Corner 24" (Double Door)

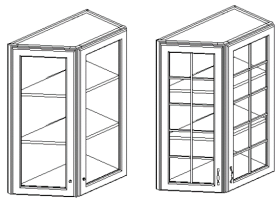

Cannot do bead board interior

	Width	Height	Depth	Cabinet Doors	Frame Construction
WGEC2418 L/R	24	18	12	◆ (1) DRG1518	No Shelf
WGEC2430 L/R	24	30 9/16	12	◆ (2) DRG1530	1 Fixed Shelf
WGEC2436 L/R	24	36	12	◆ (2) DRG1536	2 Fixed Shelves
WGEC2442 L/R	24	41 7/8	12	◆ (2) DRG1542	2 Fixed Shelves
WMEC2418 L/R	24	18	12	◆ (1) DRM1518	No Shelf
WMEC2430 L/R	24	30 9/16	12	◆ (2) DRM1530	1 Fixed Shelf
WMEC2436 L/R	24	36	12	◆ (2) DRM1536	2 Fixed Shelves
WMEC2442 L/R	24	41 7/8	12	◆ (2) DRM1542	2 Fixed Shelves

Wall Glass/Mullion Drawer - Height: 48" - 12" Deep

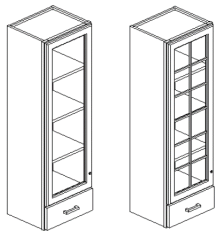

					Frame Construction
WGD1548 L/R	15	48	12	◆ (1) DRG1542 (1) DH1506*	3 Adjustable Shelves Finished Interior as Standard (1) Drawer with Full Extension Drawer Glides Soft Close Glides not available GHS: Dovetail drawer box with self-close (not soft-close) drawer glide included as standard
WGD1848 L/R	18	48	12	◆ (1) DRG1842 (1) DH1806*	
WMD1548 L/R	15	48	12	◆ (1) DRM1542 (1) DH1506*	
WMD1848 L/R	18	48	12	◆ (1) DRM1842 (1) DH1806*	



WGD3048 L/R	30	48	12	◆ (1) DRG1542 (2) DH1506*
WGD3648 L/R	36	48	12	◆ (1) DRG1842 (2) DH1806*
WMD3048 L/R	30	48	12	◆ (1) DRM1542 (2) DH1506*
WMD3648 L/R	36	48	12	◆ (1) DRM1842 (2) DH1806*

* Carriage House Series with Five-Piece Drawer will receive (2) DH1505.5 or (2) DH1805.45. This exception is for 48" height only.

Wall Glass/Mullion Drawer - Height: 48" - 15" Deep

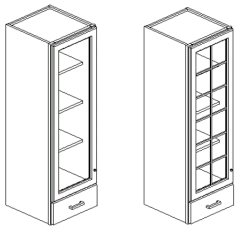

					Frame Construction
WGD154815 L/R	15	48	15	◆ (1) DRG1542 (1) DH1506*	3 Adjustable Shelves Finished Interior as Standard (1) Drawer with Full Extension Glides Soft Close Glides not available GHS: Dovetail drawer box with self-close (not soft-close) drawer glide included as standard
WGD184815 L/R	18	48	15	◆ (1) DRG1842 (1) DH1806*	
WMD154815 L/R	15	48	15	◆ (1) DRM1542 (1) DH1506*	
WMD184815 L/R	18	48	15	◆ (1) DRM1842 (1) DH1806*	



WGD304815 L/R	30	48	15	◆ (2) DRG1542 (2) DH1506*
WGD364815 L/R	36	48	15	◆ (2) DRG1842 (2) DH1806*
WMD304815 L/R	30	48	15	◆ (2) DRM1542 (2) DH1506*
WMD364815 L/R	36	48	15	◆ (2) DRM1842 (2) DH1806*

* Carriage House Series with Five-Piece Drawer will receive (2) DH1505.5 or (2) DH1805.45. This exception is for 48" height only.

Glass/Mullion Cabinets

Wall Glass/Mullion Drawer - Height 54" and 60" - 12" Deep

Frame Construction



	Width	Height	Depth	Cabinet Doors
WGD1554 L/R	15	54	12	◆ (1) DRG1548-WD (1) DH1506
WGD1854 L/R	18	54	12	◆ (1) DRG1848-WD (1) DH1806
WMD1554 L/R	15	54	12	◆ (1) DRM1548-WD (1) DH1506
WMD1854 L/R	18	54	12	◆ (1) DRM1848-WD (1) DH1806
WGD1560 L/R	15	60	12	◆ (1) DRG1554-WD (1) DH1506
WGD1860 L/R	18	60	12	◆ (1) DRG1854-WD (1) DH1806
WMD1560 L/R	15	60	12	◆ (1) DRM1554-WD (1) DH1506
WMD1860 L/R	18	60	12	◆ (1) DRM1854-WD (1) DH1806

3 Adjustable Shelves @54" h
4 Adjustable Shelves @60" h
Finished Interior as Standard
(1) Drawer with Full Extension Drawer Glides
Soft Close Glides not available
GHS: Dovetail drawer box with self-close (not soft-close) drawer glide included as standard



WGD3054 L/R	30	54	12	◆ (2) DRG1548-WD (2) DH1506
WGD3654 L/R	36	54	12	◆ (2) DRG1848-WD (2) DH1806
WMD3054 L/R	30	54	12	◆ (2) DRM1548-WD (2) DH1506
WMD3654 L/R	36	54	12	◆ (2) DRM1848-WD (2) DH1806
WGD3060 L/R	30	60	12	◆ (2) DRG1554-WD (2) DH1506
WGD3660 L/R	36	60	12	◆ (2) DRG1854-WD (2) DH1806
WGD3060 L/R	30	60	12	◆ (2) DRM1554-WD (2) DH1506
WMD3660 L/R	36	60	12	◆ (2) DRM1854-WD (2) DH1806

Wall Glass/Mullion Drawer - Height 54" and 60" - 15" Deep

Frame Construction



WGD155415 L/R	15	54	15	◆ (1) DRG1548-WD (1) DH1506
WGD185415 L/R	18	54	15	◆ (1) DRG1848-WD (1) DH1806
WMD155415 L/R	15	54	15	◆ (1) DRM1548-WD (1) DH1506
WMD185415 L/R	18	54	15	◆ (1) DRM1848-WD (1) DH1806
WGD156015 L/R	15	60	15	◆ (1) DRG1554-WD (1) DH1506
WGD186015 L/R	18	60	15	◆ (1) DRG1854-WD (1) DH1806
WMD156015 L/R	15	60	15	◆ (1) DRM1554-WD (1) DH1506
WMD186015 L/R	18	60	15	◆ (1) DRM1854-WD (1) DH1806

3 Adjustable Shelves @54" h
4 Adjustable Shelves @60" h
Finished Interior as Standard
(1) Drawer with Full Extension Drawer Glides
Soft Close Glides not available
GHS: Dovetail drawer box with self-close (not soft-close) drawer glide included as standard



WGD305415 L/R	30	54	15	◆ (2) DRG1548-WD (2) DH1506
WGD365415 L/R	36	54	15	◆ (2) DRG1848-WD (2) DH1806
WMD305415 L/R	30	54	15	◆ (2) DRM1548-WD (2) DH1506
WMD365415 L/R	36	54	15	◆ (2) DRM1848-WD (2) DH1806
WGD306015 L/R	30	60	15	◆ (2) DRG1554-WD (2) DH1506
WGD366015 L/R	36	60	15	◆ (2) DRG1854-WD (2) DH1806
WMD306015 L/R	30	60	15	◆ (2) DRM1554-WD (2) DH1506
WMD366015 L/R	36	60	15	◆ (2) DRM1854-WD (2) DH1806

Wall Cabinetry

Lite Specifications

Wall Mullion					
18" High	24" High	30" High	36" High	42" High	48" High
4-Lites	6-Lites	8-Lites	10-Lites	12-Lites	14-Lites
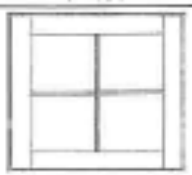					

Wall Mullion Drawer		
42" High door On WMD**48	48" High door On WMD**54	54" High door On WMD**60
12-Lites	10-Lites	12-Lites
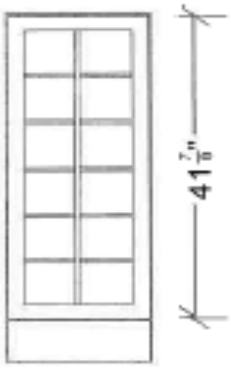	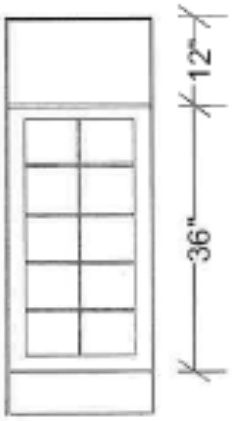	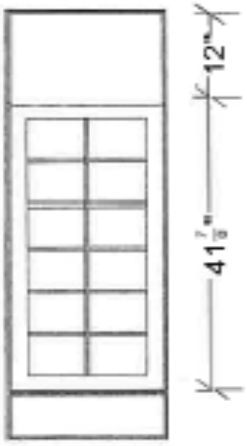
Showing one-panel door and drawer	Showing two-panel door and drawer	Showing two-panel door and drawer

- ***Index***
- ***Construction Options & Modifications Key***
- ***Cabinet Selection***
- ***Frame with Doors***

Base Cabinetry

Page Location	Cabinet Type	Nomenclature
81	Construction Options & Modifications Key	
82	Base	B
92	Base - ADA	B-ADA
91	Base - 21" Depth	B-21
91	Base - 21" Depth with 2 Pullouts	B-21-2T
83	Base with 2 Pullouts	B-2T
85	Base 4 Drawer	B4D
85	Base Basket	BBAS
90	Base Blind Corner	BBC
89	Base Blind Corner Full Height	BBCFH
90	Base Blind Corner Full Height Swing Out	BBCFHSO
90	Base Blind Corner Swing Out	BBCSO
89	Base Blind Corner Full Height with 2 Pullouts	BBCFH-2T
90	Base Chrysler (45° Cabinet)	BC
86	Base Cooktop	BCT
90	Base Corner	BC
89	Base Corner Shelf	BCS
85	Base Deep Drawer	BDD
85	Base Drawer	BD
92	Base Drawer - ADA	BD-ADA
88	Base Drawer (Combo)	BD
85	Base Drawer Cooktop	BDCT
85	Base Drawer Range Top	BDRT
90	Base End Corner	BEC
91	Base End Unit	BEU
91	Base End Unit Open Shelf	BEUOS
82	Base Full Height	BFH
83	Base Full Height with 2 Pullouts	BFH-2T
91	Base Full Height - 21" Depth	BFH-21
91	Base Full Height - 21" Depth with 2 Pullouts	BFH-21-2T
89	Base Lazy Susan	BLS
89	Base Lazy Susan with Upgraded Tray	BLSU
86	Base Microwave	BMW
84	Base Mixer Cabinet	BMX
84	Base Pull Out	BPO
84	Base Pull Out with Canisters	BPOC
84	Base Trash Cabinet	BTC
84	Base Trash Cabinet Full Height	BTCFH
84	Base Trash Cabinet with Vanity-Depth Drawer	BTC-VDD
84	Base Tray	BT
86	Cooktop Base	CTB
86	Cooktop Base with 2 Pullouts	CTB-2T
92	Door Face Frame Base (DRFFB)	DRFFB
87	Sink Base	SB
88	Sink Base Base (Combo)	SBB
88	Sink Base Drawer (Combo)	SBD
88	Sink Base Farm Sink	SBFS
87	Sink Base Full Height	SBFH
92	Sink Base Full Height Removable Front - ADA	SBFHRF-ADA
88	Sink Base Trash Cabinet (Combo)	SBTC
88	Sink Base Trash Cabinet Full Height (Combo)	SBTCFH
89	Sink Front Diagonal Floor	SFD-FLOOR
89	Sink Front Diagonal	SFD
89	Sink Front Diagonal Full Height	SFDFH

Base Cabinets

Finished Side Codes	
Description	**Veneer Code**
34 1/2" High Base/Vanity	BV34

Cabinet Box Modification Codes	
BOX	Box with no doors or no drawer heads
364	Box Only (No drawers/pullouts/doors/drawerheads/shelves/hinges)
PLY	Plywood Sides
AWB	All Wood Box

Cabinet Component Modification Codes	
NTK	No Toekick Assembly

Drawer / Pullout Modification Codes	
DTG	Dovetail Drawer/Full Extension Soft Close Glides ***Gatehouse Series Only****
GPO	Pullout instead of Half Shelf in Gatehouse Series ***This option is offered for Gatehouse Series Only: 21" deep pullout (middle position only)****
FAP	Full Access Pullout *Only available for middle position pullouts* ***This option is offered for Carriage House Series Only****

Door / Drawer Front Modification Codes	
SCH	Soft Close Door Hinges ***This option is offered for Gatehouse Series Only****

Base Cabinetry

Base Cabinets

Base Full Height — *Frame Construction*

	Width	Height	Depth	Door/Drawer	
BFH12 L/R	12	34 1/2	24	◆ (1) DR1230	(1) Pullout Tray (CHS) (1) Half Shelf (GHS) L/R designates hinging of door
BFH15 L/R	15	34 1/2	24	◆ (1) DR1530	
BFH18 L/R	18	34 1/2	24	◆ (1) DR1830	
BFH21 L/R	21	34 1/2	24	◆ (1) DR2130	
BFH24	24	34 1/2	24	◆ (2) DR1230	(1) Pullout Tray (CHS) (1) Half Shelf (GHS)
BFH27	27	34 1/2	24	◆ (2) DR1330	
BFH30	30	34 1/2	24	◆ (2) DR1530	
BFH33	33	34 1/2	24	◆ (2) DR1630	
BFH36	36	34 1/2	24	◆ (2) DR1830	
BFH39	39	34 1/2	24	◆ (2) DR1930	(2) Pullout Trays (CHS) 2 1/4" Center Stile (1) Half Shelf (GHS)
BFH42	42	34 1/2	24	◆ (2) DR2130	
BFH45 L/R	45	34 1/2	24	◆ (3) DR1530	(2) Pullout Trays (CHS) (1) Half Shelf (GHS) L/R designates hinging of single door and 2-1/4" stile placement Image shown as Left
BFH48 L/R	48	34 1/2	24	◆ (2) DR1630 (1) DR1530	
BFH54 L/R	54	34 1/2	24	◆ (3) DR1830	

Base — *Frame Construction*

	Width	Height	Depth	Door/Drawer	
B12 L/R	12	34 1/2	24	◆ (1) DR1224 (1) DH1206	(1) Drawer (1) Pullout Tray (CHS) (1) Half Shelf (GHS) L/R designates hinging of door
B15 L/R	15	34 1/2	24	◆ (1) DR1524 (1) DH1506	
B18 L/R	18	34 1/2	24	◆ (1) DR1824 (1) DH1806	
B21 L/R	21	34 1/2	24	◆ (1) DR2124 (1) DH2106	
B24	24	34 1/2	24	◆ (2) DR1224 (1) DH2406	(1) Drawer (1) Pullout Tray (CHS) (1) Half Shelf (GHS)
B27	27	34 1/2	24	◆ (2) DR1324 (1) DH2706	
B30	30	34 1/2	24	◆ (2) DR1524 (1) DH3006	
B33	33	34 1/2	24	◆ (2) DR1624 (1) DH3306	
B36	36	34 1/2	24	◆ (2) DR1824 (1) DH3606	
B39	39	34 1/2	24	◆ (2) DR1924 (2) DH1906	(2) Drawers (2) Pullout Trays (CHS) (1) Half Shelf (GHS) 2 1/4" Center Stile
B42	42	34 1/2	24	◆ (2) DR2124 (2) DH2106	
B45 L/R	45	34 1/2	24	◆ (3) DR1524 (1) DH3006 (1) DH1506	(2) Drawers (2) Pullout Trays (CHS) (1) Half Shelf (GHS) L/R designates position of single door and 2 1/4" stile placement Image shown as Right
B48 L/R	48	34 1/2	24	◆ (2) DR1624 (1) DR1524 (1) DH3306 (1) DH1506	
B54 L/R	54	34 1/2	24	◆ (3) DR1824 (1) DH3606 (1) DH1806	

Base Cabinetry

Base Cabinets

	Width	Height	Depth	Door/Drawer	
Base Full Height with 2 Pullout Trays					***Frame Construction***
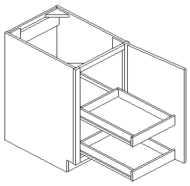 **BFH12L/R-2T**	12	34 1/2	24	◆ (1) DR1230	(1) Pullout Tray Middle Position (1) 1 1/2" High Pullout Tray on Bottom L/R designates hinging of door
BFH15L/R-2T	15	34 1/2	24	◆ (1) DR1530	
BFH18L/R-2T	18	34 1/2	24	◆ (1) DR1830	
BFH21L/R-2T	21	34 1/2	24	◆ (1) DR2130	
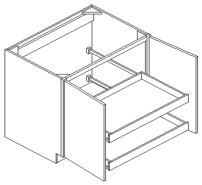 **BFH24-2T**	24	34 1/2	24	◆ (2) DR1230	(1) Pullout Tray Middle Position (1) 1 1/2" High Pullout Tray on Bottom
BFH27-2T	27	34 1/2	24	◆ (2) DR1330	
BFH30-2T	30	34 1/2	24	◆ (2) DR1530	
BFH33-2T	33	34 1/2	24	◆ (2) DR1630	
BFH36-2T	36	34 1/2	24	◆ (2) DR1830	
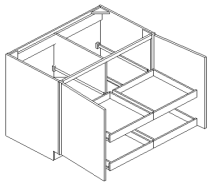 **BFH39-2T**	39	34 1/2	24	◆ (2) DR1930	(2) Pullout Trays Middle Position (2) 1 1/2" High Pullout Trays on Bottom 2 1/4" Center Stile
Base with 2 Pullout Trays					***Frame Construction***
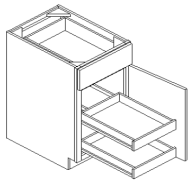 **B12L/R-2T**	12	34 1/2	24	◆ (1) DR1224 (1) DH1206	(1) Drawer (1) Pullout Tray Middle Position (1) 1 1/2" High Pullout Tray on Bottom
B15L/R-2T	15	34 1/2	24	◆ (1) DR1524 (1) DH1506	
B18L/R-2T	18	34 1/2	24	◆ (1) DR1824 (1) DH1806	
B21L/R-2T	21	34 1/2	24	◆ (1) DR2124 (1) DH2106	
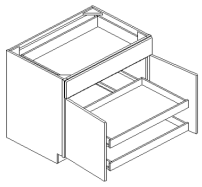 **B24-2T**	24	34 1/2	24	◆ (2) DR1224 (1) DH2406	(1) Drawer (1) Pullout Tray Middle Position (1) 1 1/2" High Pullout Tray on Bottom
B27-2T	27	34 1/2	24	◆ (2) DR1324 (1) DH2706	
B30-2T	30	34 1/2	24	◆ (2) DR1524 (1) DH3006	
B33-2T	33	34 1/2	24	◆ (2) DR1624 (1) DH3306	
B36-2T	36	34 1/2	24	◆ (2) DR1824 (1) DH3606	
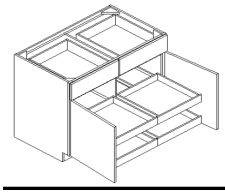 **B39-2T**	39	34 1/2	24	◆ (2) DR1924 (2) DH1906	(2) Drawers (2) Pullout Trays Middle Position (2) 1 1/2" High Pullout Trays on Bottom 2-1/4" Center Stile
B42-2T	42	34 1/2	24	◆ (2) DR2124 (2) DH2106	
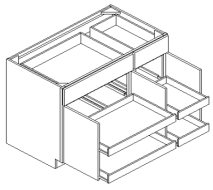 **B45L/R-2T**	45	34 1/2	24	◆ (3) DR1524 (1) DH1506 (1) DH3006	(1) Drawer (1) Pullout Tray Middle Position (1) 1 1/2" High Pullout Tray on Bottom Image shown as Right
B48L/R-2T	48	34 1/2	24	◆ (3) DR1524 (2) DR1624 (1) DH1506 (1) DH3306	
B54L/R-2T	54	34 1/2	24	◆ (3) DR1824 (1) DH1806 (1) 3606	

Base Cabinetry

Base Cabinets

Base Tray — *Frame Construction*

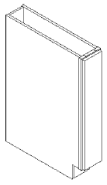

	Width	Height	Depth	Door/Drawer	
BT6 L/R	6	34 1/2	24	◆ (1) DR0630	BT6 Uses Drawer Front to Match Selected Drawer Style
BT9 L/R	9	34 1/2	24	◆ (1) DR0930	BT9 and BT12 use door to match selected door style
BT12 L/R	12	34 1/2	24	◆ (1) DR1230	BT12 includes (2) Tray Dividers

Base Pull Out — *Full Access Construction*

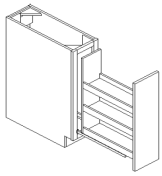

	Width	Height	Depth	Door/Drawer
BPO6*	6	34 1/2	24	◆ (1) DR0630
BPO9	9	34 1/2	24	◆ (1) DR0930
BPO12	12	34 1/2	24	◆ (1) DR1230
BPO15	15	34 1/2	24	◆ (1) DR1530
BPO18	18	34 1/2	24	◆ (1) DR1830

**** Installation Note: Recommended to install next to OR between cabinets due to stability concerns.***

(1) Door
Top & Bottom Spice Racks are "Fixed"
Middle Spice Rack is Adjustable
End Panels are flush on both sides
BPO6 Uses Drawer Front to match Selected Drawer Style
BPO9 and wider uses Door to match Selected Door Style
CHS includes soft close glides

Base Pull Out with Canisters — *Available in Carriage House Series Only* — *Full Access Construction*

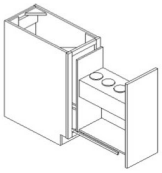

	Width	Height	Depth	Door/Drawer
BPOC9	9	34 1/2	24	◆ (1) DR0930
BPOC12	12	34 1/2	24	◆ (1) DR1230

(1) Door
(1) fixed bottom shelf
End Panels flush on both sides
CHS includes soft close glides

Base Mixer Cabinet — *Available in Carriage House Series Only* — *Frame Construction*

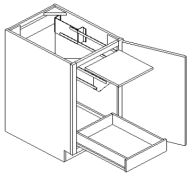

	Width	Height	Depth	Door/Drawer
BMX18 L/R	18	34 1/2	24	◆ (1) DR1830

(1) 3" high pullout tray on bottom
End Panels are constructed by 5/8' thick plywood to support the lift assembly and weight of the mixer

Base Trash Cabinet Full Height — *Frame Construction*

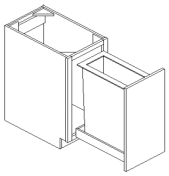

	Width	Height	Depth	Door/Drawer
BTCFH15	15	34 1/2	24	◆ (1) DR1530
BTCFH18	18	34 1/2	24	◆ (1) DR1830
BTCFH21	21	34 1/2	24	◆ (1) DR2130

(1) 52 Qt Bin
(2) 52 Qt Bins
(2) 52 Qt Bins
Wood Framed Pullout Trash Unit
End Panels are flush on both sides
CHS includes soft close glides

Image shows BTCFH15

Base Trash Cabinet — *Frame Construction*

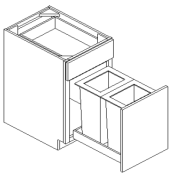

	Width	Height	Depth	Door/Drawer
BTC15	15	34 1/2	24	◆ (1) DR1524 (1) DH1506
BTC18	18	34 1/2	24	◆ (1) DR1824 (1) DH1806
BTC21	21	34 1/2	24	◆ (1) DR2124 (1) DH2106

(1) 36 Qt Bin
(2) 36 Qt Bins
(2) 36 Qt Bins
(1) Standard Drawer
Wood Framed Pullout Trash Unit
End Panels are flush on both sides
CHS includes soft close glides

Image shows BTC18

Base Trash Cabinet with Vanity-Depth Drawer — *Frame Construction*

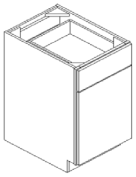

	Width	Height	Depth	Door/Drawer
BTC15-VDD	15	34 1/2	24	◆ (1) DR1524 (1) DH1506
BTC18-VDD	18	34 1/2	24	◆ (1) DR1824 (1) DH1806
BTC21-VDD	21	34 1/2	24	◆ (1) DR2124 (1) DH2106

(1) 36 Qt Bin
(2) 36 Qt Bins
(2) 36 Qt Bins
(1) Vanity-Depth Drawer
Wood Framed Pullout Trash Unit
End Panels are flush on both sides
CHS includes soft close glides

Base Cabinetry

Base Cabinets

Base Deep Drawer — *Frame Construction*

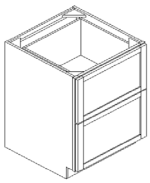

	Width	Height	Depth	Door/Drawer
BDD24	24	34 1/2	24	◆ (2) DH2415
BDD27	27	34 1/2	24	◆ (2) DH2715
BDD30	30	34 1/2	24	◆ (2) DH3015
BDD33	33	34 1/2	24	◆ (2) DH3315
BDD36	36	34 1/2	24	◆ (2) DH3615

Drawer Heads are 5-Piece Construction
Drawer Depth is 20"
End Panels are flush on both sides
100lb Glide Capacity Including Drawer
GHS: Dovetail drawer box with self close (not soft-close) drawer glide included as standard

Base Drawer — *Frame Construction*

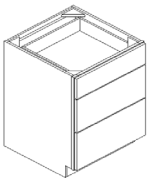

	Width	Height	Depth	Door/Drawer
BD12	12	34 1/2	24	◆ (1) DH1206 (2) DH1211
BD15	15	34 1/2	24	◆ (1) DH1506 (2) DH1511
BD18	18	34 1/2	24	◆ (1) DH1806 (2) DH1811
BD21	21	34 1/2	24	◆ (1) DH2106 (2) DH2111
BD24	24	34 1/2	24	◆ (1) DH2406 (2) DH2411
BD27	27	34 1/2	24	◆ (1) DH2706 (2) DH2711
BD30	30	34 1/2	24	◆ (1) DH3006 (2) DH3011
BD33	33	34 1/2	24	◆ (1) DH3306 (2) DH3311
BD36		34 1/2	24	◆ (1) DH3606 (2) DH3611

(1) Standard Upper Drawer
(2) Deep Lower Drawers
75lb Glide Capacity Including Drawer

Base 4 Drawer — *Frame Construction*

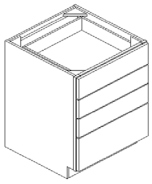

	Width	Height	Depth	Door/Drawer
B4D12	12	34 1/2	24	◆ (3) DH1206 (1) DH1209
B4D15	15	34 1/2	24	◆ (3) DH1506 (1) DH1509
B4D18	18	34 1/2	24	◆ (3) DH1806 (1) DH1809
B4D21	21	34 1/2	24	◆ (3) DH2106 (1) DH2109
B4D24	24	34 1/2	24	◆ (3) DH2406 (1) DH2409

*All 5 piece drawer fronts have recessed center panel

Base Basket — *Available in Carriage House Series Only* — *Frame Construction*

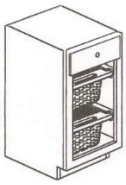

	Width	Height	Depth	Door/Drawer
BBAS18	18	34 1/2	24	◆ (1) DH0506

(1) Standard Drawer
(2) Open Baskets
End Panels Finished on Interior
End panels flush on both sides

Base Drawer Cooktop

	Width	Height	Depth	Door/Drawer
BDCT30	30	34 1/2	24	◆ (1) DH3006 (2) DH3011
BDCT36	36	34 1/2	24	◆ (1) DH3606 (2) DH3611

Vanity depth drawer to allow for mechanicals
Drawer Depth is 18"

Base Drawer Range Top — *Frame Construction*

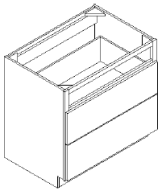

	Width	Height	Depth	Door/Drawer
BDRT30	30	34 1/2	24	◆ (2) DH3011
BDRT36	36	34 1/2	24	◆ (2) DH3611

Same as BD30 but without top drawer

Same as BD36 but without top drawer

75lb Glide Capacity Including Drawer

Installation Note: Must remove top rail. This rail can be used for smaller height range top.

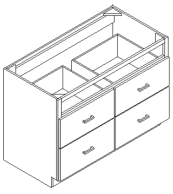

	Width	Height	Depth	Door/Drawer
BDRT48	48	34 1/2	24	◆ (4) DH2411

75lb Glide Capacity Including Drawer

Installation Note: Must remove top rail. This rail can be used for smaller height range top.

Base Cabinetry

Base Cabinets

Cooktop Base — *Frame Construction*

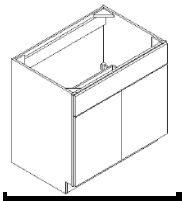

	Width	Height	Depth	Door/Drawer	
CTB30	30	34 1/2	24	◆ (2) DR1524 (1) DH3006	Drawerhead only, no drawer core (1) Pullout Tray (CHS) (1) Half Shelf (GHS)
CTB36	36	34 1/2	24	◆ (2) DR1824 (1) DH3606	

Cooktop Base with 2 Pullout Trays — *Frame Construction*

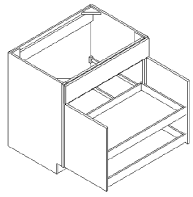

	Width	Height	Depth	Door/Drawer	
CTB30-2T	30	34 1/2	24	◆ (2) DR1524 (1) DH3006	Drawerhead only, no drawer core (1) Pullout Trays Middle Position (1) 1 1/2" High Pullout Trays On Bottom
CTB36-2T	36	34 1/2	24	◆ (2) DR1824 (1) DH3606	

Base Cooktop

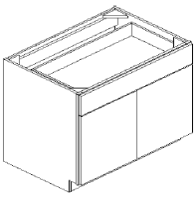

	Width	Height	Depth	Door/Drawer	
BCT30	30	34 1/2	24	◆ (2) DR1524 (1) DH3006	Vanity depth drawer to allow for mechanicals Drawer Depth is 18" (1) Pullout Tray (CHS) (1) Half Shelf (GHS)
BCT36	36	34 1/2	24	◆ (2) DR1824 (1) DH3306	

Base Microwave Cabinet — *Frame Construction*

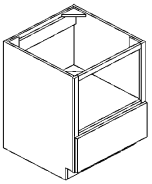

	Width	Height	Depth	Door/Drawer	
BMW24-11	24	34 1/2	24	◆ (1) DH2411	Flush un-finished ends
					No trim kit is available
*Framed opening**	21 3/4	15 15/16			Unfinished



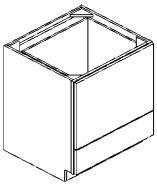

	Width	Height	Depth	Door/Drawer	
BMW27-09	27	34 1/2	24	◆ (1) DH2709	Flush un-finished ends
OTKF2721	26 15/16	20 17/32	3/4		Included
*Framed opening**	24 11/16	17 3/8			Unfinished

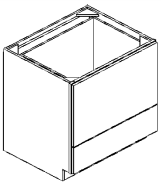

	Width	Height	Depth	Door/Drawer	
BMW30-09	30	34 1/2	24	◆ (1) DH3009	Flush un-finished ends
OTKF3021	29 15/16	20 1/2	3/4		Included
*Framed opening**	27 11/16	17 3/8			Unfinished

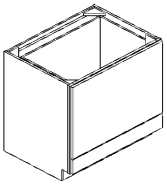

	Width	Height	Depth	Door/Drawer	
BMW33-06	33	34 1/2	24	◆ (1) DH3306	Flush un-finished ends
OTKF3324	32 15/16	22 9/16	3/4		Included
*Framed opening**	30 11/16	20			Unfinished





BMW cabinets use a wider OTKF than OC cabinets to accommodate the trim panel width of some appliances. This width will not match the width of the drawer or doors, depending on the door style chosen.

Base Cabinetry

Base Cabinets

	Width	Height	Depth	Door/Drawer	
Sink Base Full Height					***Frame Construction***
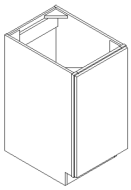 **SBFH18 L/R**	18	34 1/2	24	◆ (1) DR1830	(1) Full Height Door (1) Fill Stick
SBFH21 L/R	21	34 1/2	24	◆ (1) DR2130	
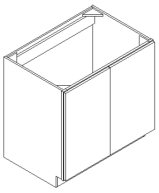 **SBFH24**	27	34 1/2	24	◆ (2) DR1230	(2) Full Height Doors (1) Fill Stick
SBFH27	27	34 1/2	24	◆ (2) DR1330	
SBFH30	30	34 1/2	24	◆ (2) DR1530	
SBFH33	33	34 1/2	24	◆ (2) DR1630	
SBFH36	36	34 1/2	24	◆ (2) DR1830	
SBFH39	39	34 1/2	24	◆ (2) DR1930	
SBFH42	42	34 1/2	24	◆ (2) DR2130	
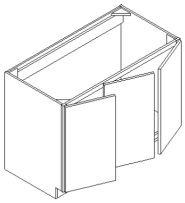 **SBFH48**	48	34 1/2	24	◆ (2) DR1530 (1) DR1830	(3) Full Height Doors (1) Fill Stick DR1830 @ center with 2-1/4" mid-stile offset to left Hinged L/L/R
Sink Base					***Frame Construction***
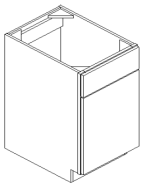 **SB18 L/R**	18	34 1/2	24	◆ (1) DR1824 (1) DH1806	(1) False Drawer Head (1) Door (1) Fill Stick
SB21 L/R	21	34 1/2	24	◆ (1) DR2124 (1) DH2106	
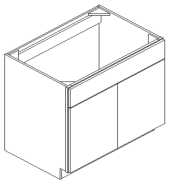 **SB24**	24	34 1/2	24	◆ (2) DR1224 (1) DH2406	(1) False Drawer Head (2) Doors (1) Fill Stick
SB27	27	34 1/2	24	◆ (2) DR1324 (1) DH2706	
SB30	30	34 1/2	24	◆ (2) DR1524 (1) DH3006	
SB33	33	34 1/2	24	◆ (2) DR1624 (1) DH3306	
SB36	36	34 1/2	24	◆ (2) DR1824 (1) DH3606	
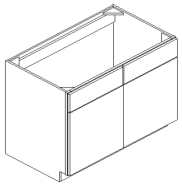 **SB39**	39	34 1/2	24	◆ (2) DR1924 (2) DH1906	(2) False Drawer Heads (2) Doors 2 1/4" Center Stile (1) Fill Stick
SB42	42	34 1/2	24	◆ (2) DR2124 (2) DH2106	
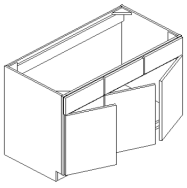 **SB48**	48	34 1/2	24	◆ (2) DR1524 (1) DR1824 (2) DH1506 (1) DH1806	(3) False Drawer Heads (3) Doors (1) Fill Stick DR1824 & DH1806 @ center with 2-1/4" mid-stile offset to left Hinged L/L/R

Base Cabinetry

Base Cabinets

Sink Base Farm Sink (Double Door) — *Frame Construction*

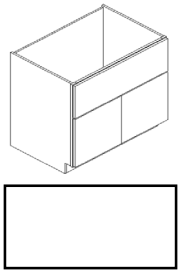

	Width	Height	Depth	Door/Drawer	
SBFS30	30	34 1/2	24	◆ (2) DR1518	No shelf or Pullout, (1) TU-STICK included
FSF30*	30	12 3/8	3/4		Included. Can be ordered separately
SBFS33	33	34 1/2	24	◆ (2) DR1618	No shelf or Pullout, (1) TU-STICK included
FSF33*	33	12 3/8	3/4		Included. Can be ordered separately
SBFS36	36	34 1/2	24	◆ (2) DR1818	No shelf or Pullout, (1) TU-STICK included
FSF36*	36	12 3/8	3/4		Included. Can be ordered separately

* FSF - Farm Sink Front is full overlay which can be used for:
(1) Cut-out for farm sink
(2) Cut-out for Wolf or Viking Range Tops

Sink Base "Base" Combo — *Frame Construction*

SBB45 L/R	45	34 1/2	24	◆ (3) DR1524 (1) DH3006 (1) DH1506	Large Drawerhead is False Front Only (1) Drawer and (1) Pullout Tray on "Base Side" L/R designates position of smaller cabinet and 2 1/4" stile placement GHS has (1) Shelf on "Base Side" (1) Fill Stick
SBB48 L/R	48	34 1/2	24	◆ (2) DR1624 (1) DR1524 (1) DH3306 (1) DH1506	
SBB54 L/R		34 1/2	24	◆ (3) DR1824 (1) DH3606 (1) DH1806	

Has no drawer core pullout on sink base side

**image shown as left*

Sink Base Trash Cabinet Full Height (Combo) — *Frame Construction*

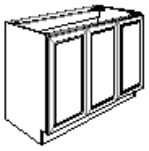

SBTCFH45 L/R	45	34 1/2	24	◆ (3) DR1530	Pullout Trash Unit Wood Framed Pullout 50 Qt Containers L/R designates position of trash unit End Panel is flush on trash unit side Soft Close Glides Not Available on Trash Unit Pullout (1) Fill Stick
SBTCFH48 L/R	48	34 1/2	24	◆ (2) DR1630 (1) DR1530	
SBTCFH54 L/R	54	34 1/2	24	◆ (3) DR1830	

**image shown as right*

***SBTCFH45 & SBTCFH48 have a single trash can unit (1) 50 Qt Bin*
***SBTCFH54 has a double trash can unit (2) 50 Qt Bins*

Sink Base Trash Cabinet (Combo) — *Frame Construction*

SBTC45 L/R	45	34 1/2	24	◆ (3) DR1524 (1) DH3006 (1) DH1506	(1) Standard Drawer Pullout Trash Unit Wood Framed Pullout 35 Qt Containers L/R designates position of trash unit End Panel is flush on trash unit side Soft Close Glides Not Available on Trash Unit Pullout (1) Fill Stick
SBTC48 L/R	48	34 1/2	24	◆ (2) DR1624 (1) DR1524 (1) DH3306 (1) DH1506	
SBTC54 L/R	54	34 1/2	24	◆ (3) DR1824 (1) DH3606 (1) DH1806	

image shown as right

***SBTC45 & SBTC48 have a single trash can unit (1) 35 Qt Bin*
***SBTC54 has a double trash can unit (2) 35 Qt Bins*

Sink Base Drawer (Combo) — *Frame Construction*

SBD45 L/R	45	34 1/2	24	◆ (2) DR1524 (1) DH3006 (1) DH1506 (2) DH1511	(2) Doors (1) Standard Drawer (2) Deep Drawers 2 1/4" Center Stile L/R designates position of drawer base 75 lb Glide Capacity Including Drawer (1) Fill Stick
SBD48 L/R	48	34 1/2	24	◆ (2) DR1624 (1) DH3306 (1) DH1506 (2) DH1511	
SBD54 L/R	54	34 1/2	24	◆ (2) DR1824 (1) DH3606 (1) DH1806 (2) DH1811	

image shown as right

Base Drawer (Combo) — *Frame Construction*

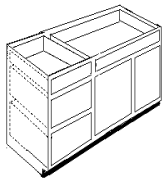

BD45 L/R	45	34 1/2	24	◆ (2) DR1524 (1) DH3006 (1) DH1506 (2) DH1511	(2) Doors (2) Standard Drawers (2) Deep Lower Drawers (1) Pullout (1) Half Shelf (GHS) behind Doors (1) Middle Roll Out (CHS) behind Doors L/R designates position of drawer base
BD48 L/R	48	34 1/2	24	◆ (2) DR1624 (1) DH3306 (1) DH1506 (2) DH1511	
BD54 L/R	54	34 1/2	24	◆ (2) DR1824 (1) DH3606 (1) DH1806 (2) DH1811	

image shown as left

Base Cabinetry

Base Cabinets

	Width	Height	Depth	Door/Drawer	
Sink Front Diagonal					***Frame Construction***
SFD36 L/R	17	34 1/2	3/4	◆ (1) DR1524 (1) DH1506	Requires 36" of space in corner
SFD42	25 7/16	34 1/2	3/4	◆ (2) DR1224 (1) DH2406	Requires 42" of space in corner
SFD-FLOOR36	36	3/4	36	◆ Sink Floor 36x36	Needs to be cut in field*
SFD-FLOOR42	42	3/4	42	◆ Sink Floor 42x42	Needs to be cut in field*
Sink Front Diagonal Full Height					***Frame Construction***
SFDFH36 L/R	17	34 1/2	3/4	◆ (1) DR1530	Requires 36" of space in corner
SFD42	25 7/16	34 1/2	3/4	◆ (2) DR1230	Requires 42" of space in corner
SFD-FLOOR36	36	3/4	36	◆ Sink Floor 36x36	Needs to be cut in field*
SFD-FLOOR42	42	3/4	42	◆ Sink Floor 42x42	Needs to be cut in field*
Base Corner Shelf					***Full Access Construction***
BCS33 L/R		34 1/2	33	◆ (1) DR0830 (Use Code CD-Cab to Door) (1) DR0830 (Use Code DD-Door to Door)	(1) Fixed Shelf Requires 33" in Each Direction
BCS36 L/R	36	34 1/2	36	◆ (1) DR1130 (Use Code CD-Cab to Door) (1) DR1130 (Use Code DD-Door to Door)	
Base Lazy Susan					***Full Access Construction***
BLS33 L/R	33	34 1/2	33	◆ (1) DR0830 (Use Code CD-Cab to Door) (1) DR0830 (Use Code DD-Door to Door)	(2) Wood Pie Cut Shelves that Rotate Independently Requires 33" in Each Direction
BLS36 L/R	36	34 1/2	36	◆ (1) DR1130 (Use Code CD-Cab to Door) (1) DR1130 (Use Code DD-Door to Door)	(2) Wood Pie Cut Shelves that Rotate Independently Requires 36" in Each Direction
Base Lazy Susan with Upgraded Tray			*Available in Carriage House Series Only*		***Full Access Construction***
BLSU36L/R	36	34 1/2	33	◆ (1) DR1130 (Use Code CD-Cab to Door) ◆ (1) DR1130 (Use Code DD-Door to Door)	(2) Wood Pie Cut Shelves that Rotate Independently Requires 36" in Each Direction *Wood pie cut shelves have thick wood edge and heavy duty ball-bearing spinning trays*
Base Blind Corner Full Height					***Frame Construction***
BBCFH39/42 L/R	30	34 1/2	24	◆ (1) DR1230	(1) Full Height Door (30") (1) Pullout (GHS has 1/2 shelf) 3" Corner Overlay Filler INCLUDED 6" Cover Overlay Filler Attached Closure Panel for Blind Attached L/R designates position of blind side
BBCFH42/45 L/R	36	34 1/2	24	◆ (1) DR1530	
BBCFH45/48 L/R	42	34 1/2	24	◆ (1) DR1830	
BBCFH48/51 L/R	48	34 1/2	24	◆ (1) DR2130	
***image shown as right**					
Base Blind Corner Full Height with 2 Pullout Trays				***Frame Construction***	***Frame Construction***
BBCFH39L/R-2T	30	34 1/2	24	◆ (1) DR1230	(1) Full Height Door (30") (1) Pullout tray middle position (1) 1-1/2"h pullout tray on bottom 3" Corner Overlay Filler included 6" Cover Overlay Filler attached Closure Panel for Blind attached 2-1/4" mid-stile L/R designates position of blind
BBCFH42L/R-2T	36	34 1/2	24	◆ (1) DR1530	
BBCFH45L/R-2T	42	34 1/2	24	◆ (1) DR1830	
BBCFH48L/R-2T	48	34 1/2	24	◆ (1) DR2130	
***image shown as right**					

Base Cabinetry

Base Cabinets

	Width	Height	Depth	Door/Drawer
Base Blind Corner				***Frame Construction***
BBC39/42 L/R	30	34 1/2	24	◆ (1) DR1224 (1) DH1206
BBC42/45 L/R	36	34 1/2	24	◆ (1) DR1524 (1) DH1506
BBC45/48 L/R	42	34 1/2	24	◆ (1) DR1824 (1) DH1806
BBC48/51 L/R	48	34 1/2	24	◆ (1) DR2124 (1) DH2106

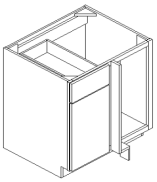

***image shown as right**

(1) Door
(1) Drawer
(1) Pullout (GHS has 1/2 shelf)
3" Cover Overlay Filler included
6" Cover Overlay Filler Attached
Closure Panel for Blind Attached
L/R designates position of blind side

Base Blind Corner Full Height Swing-Out *Available in Carriage House Series Only* ***Frame Construction***

BBCFHSO4548 L/R	42	34 1/2	24	◆ (1) DR1830
BBCFHSO4851 L/R	48	34 1/2	24	◆ (1) DR2130

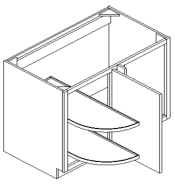

Swing out does not work if adjacent appliance is deeper than 25"

****image shown as left***

(1) Door
(2) Swing-Out Shelves
3" Corner Overlay Filler INCLUDED
6" Cover Overlay Filler Attached
2 1/4" Center Stile
Closure Panel for Blind Attached
L/R designates position of blind side

Base Blind Corner Swing-Out *Available in Carriage House Series Only* ***Frame Construction***

BBCSO45/48 L/R	42	34 1/2	24	◆ (1) DR1824 (1) DH1806
BBCSO48/51 L/R	48	34 1/2	24	◆ (1) DR2124 (1) DH2106

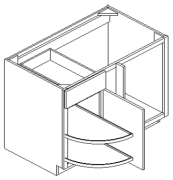

Swing out does not work if adjacent appliance is deeper than 25"

***image shown as left**

(1) Door
(1) Drawer
(2) Swing-Out Shelves
3" Corner Overlay Filler INCLUDED
6" Cover Overlay Filler Attached
2 1/4" Center Stile
Closure Panel for Blind Attached
L/R designates position of blind side

Base Blind Corner Cabinet Information

Carriage House	Cabinet Width	Door Width	Minimum Pull	Maximum Pull
BBC39/42	30	12	39	42
BBC42/45	36	15	42	45
BBC45/48	42	18	45	48
BBC48/51	48	21	48	51

Gatehouse and Signature Series	Cabinet Width	Door Width	Minimum Pull	Maximum Pull
BBC39/42	30	12	39	42
BBC42/45	36	15	42	45
BBC45/48	42	18	45	48
BBC48/51	48	21	48	51

Base Chrysler ***Full Access Construction***

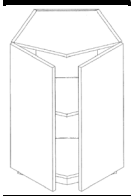

BC45	*	34 1/2	*	◆ (2) DR1230

**** See Drawing for Dimensions***
****Used for an outside 45 degree turn in a penisula or island***

(1) Fixed Shelf
Toe Kick Attached
Cannot Finish Ends

Base Corner ***Full Access Construction***

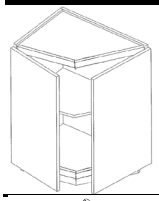

BC1824 L/R	18	34 1/2	24	◆ (2) DR1630

(1) Fixed Shelf
Toe Kick Shipped Unattached
Cannot finish ends
L/R designates the 90 degree side

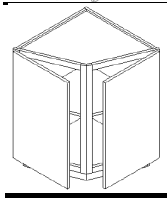

BC2424 L/R	24	34 1/2	24	◆ (2) DR1830

(1) Fixed Shelf
Center Post
Toe Kick Shipped Unattached
Cannot Finish Ends
L/R designates the 90 degree side

Base End Corner ***Full Access Construction***

BEC24 L/R	24	34 1/2	12	◆ (2) DR1530

***image shown as right**

(2) Fixed Shelves
Toe Kick Shipped Unattached
Cannot Finish Ends
L/R designates the 90 degree side

Base Cabinetry

Base Cabinets

Base End Unit (Double Door) — *Frame Construction*

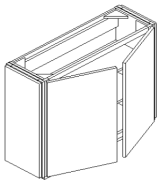

	Width	Height	Depth	Door/Drawer	
BEU24	25 1/2	34 1/2	12	◆ (2) DR1230 (2) DR1230 - "Side Panels"	(2) Adjustable Shelves (2) DR1230 (Door Panels) Attached to Cabinet Sides Used at the end of a peninsula or island
BEU36	37 1/2	34 1/2	12	◆ (2) DR1830 (2) DR1230 - "Side Panels"	

**** Side panels can be removed in field ****

Base End Unit Open Shelf — *Frame Construction*

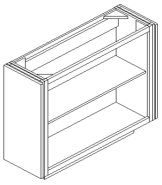

BEUOS24	25 1/2	34 1/2	12	◆ (2) DR1230 - "Side Panels"	(1) Adjustable Shelf (2) DR1230 (Door Panels) Attached to Cabinet Sides Used at the end of a peninsula or island Finished Interior
BEUOS36	37 1/2	34 1/2	12	◆ (2) DR1230 - "Side Panels"	

**** Side panels can be removed in field ****

Base Full Height - Depth: 21" — *Frame Construction*

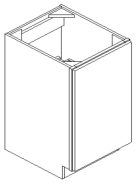

BFH12-21 L/R	12	34 1/2	21	◆ (1) DR1230	(1) Pullout Tray (CHS) *CHS only / Not Offered in Gatehouse*
BFH15-21 L/R	15	34 1/2	21	◆ (1) DR1530	
BFH18-21 L/R	18	34 1/2	21	◆ (1) DR1830	
BFH21-21 L/R	21	34 1/2	21	◆ (1) DR2130	

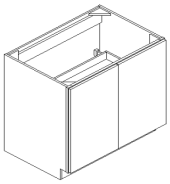

BFH24-21	24	34 1/2	21	◆ (2) DR1230	(2) Doors
BFH30-21	30	34 1/2	21	◆ (2) DR1530	
BFH36-21	36	34 1/2	21	◆ (2) DR1830	

Base - Depth: 21" — *Available in Carriage House Series Only* — *Frame Construction*

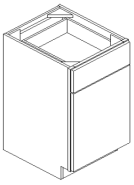

B12-21 L/R	12	34 1/2	21	◆ (1) DR1224 (1) DH1206	(1) Drawer (1) Pullout Tray (CHS) *Not Offered in Gatehouse*
B15-21 L/R	15	34 1/2	21	◆ (1) DR1524 (1) DH1506	
B18-21 L/R		34 1/2	21	◆ (1) DR1824 (1) DH1806	
B21-21 L/R	21	34 1/2	21	◆ (1) DR2124 (1) DH2106	
B24-21	24	34 1/2	21	◆ (2) DR1224 (1) DH2406	(2) Doors

Base Full Height with 2 Pullout Trays - Depth: 21" — *Frame Construction*

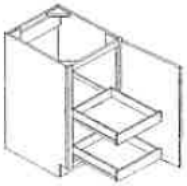

BFH12-21 L/R-2T	12	34 1/2	21	◆ (1) DR1230	(2) Pullout Trays (CHS) *CHS only / Not Offered in Gatehouse*
BFH15-21 L/R-2T	15	34 1/2	21	◆ (1) DR1530	
BFH18-21 L/R-2T	18	34 1/2	21	◆ (1) DR1830	
BFH21-21 L/R-2T	21	34 1/2	21	◆ (1) DR2130	
BFH24-21-2T	24	34 1/2	21	◆ (2) DR1230	(2) Doors

Base with 2 Pullout Trays - Depth: 21" — *Frame Construction*

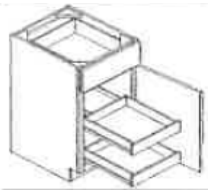

B12-21 L/R-2T	12	34 1/2	21	◆ (1) DR1224 (1) DH1206	(1) Drawer (2) Pullout Trays (CHS) *CHS only / Not Offered in Gatehouse*
B15-21 L/R-2T	15	34 1/2	21	◆ (1) DR1524 (1) DH1506	
B18-21 L/R-2T	18	34 1/2	21	◆ (1) DR1824 (1) DH1806	
B21-21 L/R-2T	21	34 1/2	21	◆ (1) DR2124 (1) DH2106	
B24-21-2T	24	34 1/2	21	◆ (2) DR1224 (1) DH2406	(1) Drawer (2) Doors

Base Cabinetry

Base Cabinets

	Width	Height	Depth	Door/Drawer	
Sink Base Full Height Removable Front - ADA					***Frame Construction***
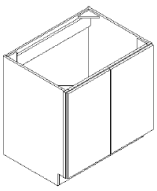 **SBFHRF33-ADA** 33		32 1/2	24	◆ (2) DR1628.5	Face frame removable Removable Floor ADA adaptable L/R panels remain
SBFHRF36-ADA 36		32 1/2	24	◆ (2) DR1828.5	
*N/A IN RAISED PANEL DOOR STYLES					
Base - ADA (Single Door)					***Frame Construction***
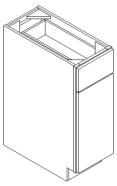 **B12L/R-ADA**	12	32 1/2	24	◆ (1) DR1222 (1) DH1206	(1) Drawer (1) Pullout Tray (CHS) (1) Half Shelf (GHS) L/R designates hinging of door
B15L/R-ADA	15	32 1/2	24	◆ (1) DR1522 (1) DH1506	
B18L/R-ADA	18	32 1/2	24	◆ (1) DR1822 (1) DH1806	
B21L/R-ADA	21	32 1/2	24	◆ (1) DR2122 (1) DH2106	
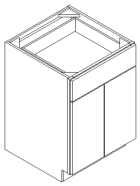 **B24-ADA**	24	32 1/2	24	◆ (2) DR1222 (1) DH2406	(1) Drawer (1) Pullout Tray (CHS) (1) Half Shelf (GHS)
B27-ADA	27	32 1/2	24	◆ (2) DR1322 (1) DH2706	
B30-ADA		32 1/2	24	◆ (2) DR1522 (1) DH3006	
B33-ADA	33	32 1/2	24	◆ (2) DR1622 (1) DH3306	
B36-ADA	36	32 1/2	24	◆ (2) DR1822 (1) DH3606	
Base Drawer - ADA					***Frame Construction***
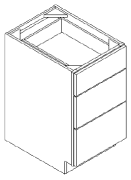 **BD12-ADA**	12	32 1/2	24	◆ (1) DH1206 (1) DH1209 (1) DH1211	
BD15-ADA	15	32 1/2	24	◆ (1) DH1506 (1) DH1509 (1) DH1511	
BD18-ADA	18	32 1/2	24	◆ (1) DH1806 (1) DH1809 (1) DH1811	
BD21-ADA	21	32 1/2	24	◆ (1) DH2106 (1) DH2109 (1) DH2111	
Door Face Frame Base					***Frame Construction***
DRFFBT6	6	30	3/4	◆ (1) DR0630	Faceframe with slab hinged door only; no drawer head
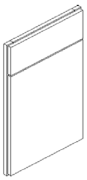 **DRFFB12 L/R**	12	30	3/4	◆ (1) DR1224 (1) DH1206	Faceframe with hinged door and false drawer head
DRFFB15 L/R	15	30	3/4	◆ (1) DR1524 (1) DH1506	
DRFFB18 L/R	18	30	3/4	◆ (1) DR1824 (1) DH1806	
DRFFB21 L/R	21	30	3/4	◆ (1) DR2124 (1) DH2106	
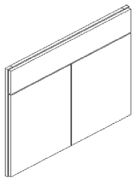 **DRFFB24**	24	30	3/4	◆ (2) DR1224 (1) DH2406	Faceframe with hinged doors and false drawer head
DRFFB27	27	30	3/4	◆ (2) DR1324 (1) DH2706	
DRFFB30	30	30	3/4	◆ (2) DR1524 (1) DH3006	
DRFFB33	33	30	3/4	◆ (2) DR1624 (1) DH3306	
DRFFB36	36	30	3/4	◆ (2) DR1824 (1) DH3606	
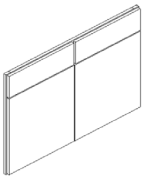 **DRFFB42**	42	30	3/4	◆ (2) DR2124 (2) DH2106	Faceframe with hinged doors and false drawer heads

- ***Index***
- ***Construction Options & Modifications Key***
- ***Cabinet Selection***

Tall Cabinetry

Page Location	Cabinet Type	Nomenclature
95	Construction Options & Modifications Key	
98	Oven Cabinet (Double)	OC L
98	Oven Cabinet (Double) Trim Kit Full	OC L-TKF
97	Oven Cabinet (Single)	OC S
97	Oven Cabinet (Single) Trim Kit Full	OC S-TKF
98	Oven Cabinet - Warming Drawer	OC-WDR
99	Oven Trim Kit Details	OTK
97	Utility End Cabinets	UEC
96-97	Utility Cabinets	UC

Tall Cabinets

Finished Side Codes	
Description	**Veneer Code**
84" Tall	BV84
90" Tall	BV90
96" Tall	BV96
102" Tall	BV102

Cabinet Box Modification Codes	
BOX	Box with no doors or drawer heads
364	Box Only (No drawers/pullouts/doors/drawerheads/shelves/hinges)
PLY	Plywood Sides
AWB	All Wood Box
DTG	Dovetail Drawer/Full Access soft close glides *GATEHOUSE SERIES ONLY

Cabinet Component Modification Codes	
NTK	No Toekick Assembly
TTD	*Tall Tray Dividers *****Offered on 96" and 102" Tall Cabinetry that is 24" Deep Only*** *****Includes 3 Mounting rails and 1 Tray Divider. Order additional with code "Tray-Divider"*** ***Available in CHS only, not available in GHS***

Drawer / Pullout Modification Codes	
FAP	Full Access Pullout *****Available on 4T Utility Cabinet*** *****This option is offered for Carriage House Series Only****

Door / Drawer Front Modification Codes	
SCH	Soft Close Door Hinges *****This option is offered for Gatehouse Series Only****

Tall Cabinets

	Width	Height	Depth	Door/Drawer	
Utility Cabinets - Depth: 12"					***Full Access Construction***
UC1584 L/R	15	84	12	◆ (1) DR1518 (1) DR1561	No Shelf in Upper Section Pantry Shelf Kits (PSK) Sold Separately.
UC1884 L/R	18	84	12	◆ (1) DR1818 (1) DR1861	
UC2484	24	84	12	◆ (2) DR1218 (2) DR1261	
UC3084	30	84	12	◆ (2) DR1518 (2) DR1561	
UC1590 L/R	15	90	12	◆ (1) DR1524 (1) DR1561	(1) Adjustable Shelf in Upper Section Pantry Shelf Kits (PSK) Sold Separately. CHS has approximately 1 1/4" reveal between upper and lower doors
UC1890 L/R	18	90	12	◆ (1) DR1824 (1) DR1861	
UC2490	24	90	12	◆ (2) DR1224 (2) DR1261	
UC3090	30	90	12	◆ (2) DR1524 (2) DR1561	
UC1596 L/R	15	96	12	◆ (1) DR1530 (1) DR1561	(1) Adjustable Shelf in Upper Section Pantry Shelf Kits (PSK) Sold Separately.
UC1896 L/R	18	96	12	◆ (1) DR1830 (1) DR1861	
UC2496	24	96	12	◆ (2) DR1230 (2) DR1261	
UC3096	30	96	12	◆ (2) DR1530 (2) DR1561	
UC15102 L/R	15	102	12	◆ (1) DR1536 (1) DR1561	(2) Adjustable Shelf in Upper Section Pantry Shelf Kits (PSK) Sold Separately. Standard Plywood sides Available in Carriage House Series only Not available in Gatehouse or Signature Series
UC18102 L/R	18	102	12	◆ (1) DR1836 (1) DR1861	
UC24102	24	102	12	◆ (2) DR1236 (2) DR1261	
Loose Toekick **UC30102**		102	12	◆ (2) DR1536 (2) DR1561	
Utility Cabinets - Depth: 15"					***Full Access Construction***
UC158415 L/R	15	84	15	◆ (1) DR1518 (1) DR1561	No Shelf in Upper Section Pantry Shelf Kits (PSK) Sold Separately.
UC188415 L/R	18	84	15	◆ (1) DR1818 (1) DR1861	
UC248415	24	84	15	◆ (2) DR1218 (2) DR1261	
UC308415	30	84	15	◆ (2) DR1518 (2) DR1561	
UC159015 L/R	15	90	15	◆ (1) DR1524 (1) DR1561	(1) Adjustable Shelf in Upper Section Pantry Shelf Kits (PSK) Sold Separately. CHS has approximately 1 1/4" reveal between upper and lower doors
UC189015 L/R	18	90	15	◆ (1) DR1824 (1) DR1861	
UC249015	24	90	15	◆ (2) DR1224 (2) DR1261	
UC309015	30	90	15	◆ (2) DR1524 (2) DR1561	
UC159615 L/R	15	96	15	◆ (1) DR1530 (1) DR1561	(1) Adjustable Shelf in Upper Section Pantry Shelf Kits (PSK) Sold Separately.
UC189615 L/R	18	96	15	◆ (1) DR1830 (1) DR1861	
UC249615	24	96	15	◆ (2) DR1230 (2) DR1261	
UC309615	30	96	15	◆ (2) DR1530 (2) DR1561	
UC1510215 L/R	15	102	15	◆ (1) DR1536 (1) DR1561	(2) Adjustable Shelf in Upper Section Pantry Shelf Kits (PSK) Sold Separately. Standard Plywood sides Available in Carriage House Series only Not available in Gatehouse or Signature Series
UC1810215 L/R	18	102	15	◆ (1) DR1836 (1) DR1861	
UC2410215	24	102	15	◆ (2) DR1236 (2) DR1261	
Loose Toekick **UC3010215**	30	102	15	◆ (2) DR1536 (2) DR1561	
Utility Cabinets - Depth: 24"					***Full Access Construction***
UC158424 L/R	15	84	24	◆ (1) DR1518 (1) DR1561	No Shelf in Upper Section (1) Full Depth Midshelf in Lower Section Full Depth Shelf Kits (FDSK) and Pullout Tray Kit (POT) Sold Separately
UC188424 L/R	18	84	24	◆ (1) DR1818 (1) DR1861	
UC248424	24	84	24	◆ (2) DR1218 (2) DR1261	
UC308424	30	84	24	◆ (2) DR1518 (2) DR1561	
UC159024 L/R	15	90	24	◆ (1) DR1524 (1) DR1561	(1) Adjustable Shelf in Upper Section (1) Full Depth Midshelf in Lower Section Full Depth Shelf Kits (FDSK) and Pullout TrayKits (POT) Sold Separately. CHS has approximately 1 1/4" reveal between upper and lower doors
UC189024 L/R	18	90	24	◆ (1) DR1824 (1) DR1861	
UC249024	24	90	24	◆ (2) DR1224 (2) DR1261	
UC309024	30	90	24	◆ (2) DR1524 (2) DR1561	
UC159624 L/R	15	96	24	◆ (1) DR1530 (1) DR1561	(1) Adjustable Shelf in Upper Section (1) Full Depth Midshelf in Lower Section Full Depth Shelf Kits (FDSK) and Pullout Tray Kits (POT) Sold Separately
UC189624 L/R	18	96	24	◆ (1) DR1830 (1) DR1861	
UC249624	24	96	24	◆ (2) DR1230 (2) DR1261	
UC309624	30	96	24	◆ (2) DR1530 (2) DR1561	
UC1510224 L/R	15	102	24	◆ (1) DR1536 (1) DR1561	(2) Adjustable Shelves in Upper Section (1) Full Depth Midshelf in Lower Section Full Depth Shelf Kits (FDSK) and Pullout Tray Kit (POT) Sold Separately Standard Plywood sides Available in CHS only; Not available in GHS or Signature Series
UC1810224 L/R	18	102	24	◆ (1) DR1836 (1) DR1861	
UC2410224	24	102	24	◆ (2) DR1236 (2) DR1261	
Loose Toekick **UC3010224**	30	102	24	◆ (2) DR1536 (2) DR1561	

Tall Cabinets

Utility Cabinets with 4 Pullout Trays Installed - Depth: 24" — *Full Access Construction*

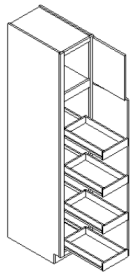

	Width	Height	Depth	Door/Drawer	
UC158424 L/R-4T	15	84	24	◆ (1) DR1518 (1) DR1561	No Shelf in Upper Section (1) Full Depth Midshelf in Lower Section (4) Pullout Trays, factory-installed
UC188424 L/R-4T	18	84	24	◆ (1) DR1818 (1) DR1861	
UC248424-4T	24	84	24	◆ (2) DR1218 (2) DR1261	
UC308424-4T	30	84	24	◆ (2) DR1518 (2) DR1561	
UC159024 L/R-4T	15	90	24	◆ (1) DR1524 (1) DR1561	(1) Adjustable Shelf in Upper Section (1) Full Depth Midshelf in Lower Section (4) Pullout Trays (POT), factory-installed CHS has approximately 1 1/4" reveal between upper and lower doors
UC189024 L/R-4T	18	90	24	◆ (1) DR1824 (1) DR1861	
UC249024-4T	24	90	24	◆ (2) DR1224 (2) DR1261	
UC309024-4T	30	90	24	◆ (2) DR1524 (2) DR1561	
UC159624L/R-4T	15	96	24	◆ (1) DR1530 (1) DR1561	(1) Adjustable Shelf in Upper Section (1) Full Depth Midshelf in Lower Section (4) Pullout Trays (POT), factory installed
UC189624L/R-4T	18	96	24	◆ (1) DR1830 (1) DR1861	
UC249624-4T	24	96	24	◆ (2) DR1230 (2) DR1261	
UC309624-4T	30	96	24	◆ (2) DR1530 (2) DR1561	
UC1510224 L/R-4T	15	102	24	◆ (1) DR1536 (1) DR1561	(2) Adjustable Shelves in Upper Section (1) Full Depth Midshelf in Lower Section (4) Pullout Trays (POT), factory installed Sandard Plywood sides Available in CHS only, Not available in GHS or Signature series
UC1810224 L/R-4T	18	102	24	◆ (1) DR1836 (1) DR1861	
UC2410224-4T	24	102	24	◆ (2) DR1236 (2) DR1261	
UC3010224-4T		102	24	◆ (2) DR1536 (2) DR1561	

Loose Toekick

Utility End Cabinets — *Full Access Construction*

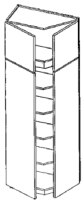

UEC84 L/R	24	84	12	◆ (2) DR1518 (2) DR1561	(4) Fixed Shelves
UEC90 L/R	24	90	12	◆ (2) DR1524 (2) DR1561	(4) Fixed Shelves; CHS has approximately 1 1/4" reveal between upper and lower doors
UEC96 L/R	24	96	12	◆ (2) DR1530 (2) DR1561	(6) Fixed Shelves Loose Toekick
UEC102 L/R	24	102	12	◆ (2) DR1536 (2) DR1561	(6) fixed shelves Standard Plywood sides Available in Carriage House Series only Not available in GHS or Signature Series Finished Ends not available

Loose Toekick

Oven Cabinet (Single) — *Full Access Construction*

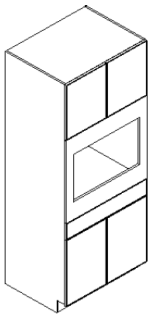

OC3084S	30	84	24	◆ (2) DR1518 (2) DR1524 (1) DH3006	No shelf in upper section
OC3384S	33	84	24	◆ (2) DR1618 (2) DR1624 (1) DH3306	
OC3090S	30	90	24	◆ (2) DR1524 (2) DR1524 (1) DH3006	(1) Adjustable shelf in upper section
OC3390S	33	90	24	◆ (2) DR1624 (2) DR1624 (1) DH3306	
OC3096S	30	96	24	◆ (2) DR1530 (2) DR1524 (1) DH3006	(1) Adjustable shelf in upper section
OC3396S	33	96	24	◆ (2) DR1630 (2) DR1624 (1) DH3306	
OC30102S	30	102	24	◆ (2) DR1536 (2) DR1524 (1) DH3006	(2) Adjustable shelves in upper section Standard Plywood sides CHS only - N/A in GHS or Signature Series
OC33102S	33	102	24	◆ (2) DR1636 (2) DR1624 (1) DH3306	
OTK3030	29 3/8	31 1/2	3/4		Included at no charge GHS (1) 1/2-depth shelf in bottom section CHS (1) Pullout centered in bottom section (1) 24"d shelf included for oven installation
OTK3330	32 3/8	31 1/2	3/4		

Loose Toekick

Oven Cabinet (Single) - Trim Kit Full — *Full Access Construction*

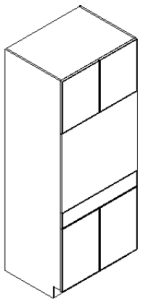

OC3084S-TKF	30	84	24	◆ (2) DR1518 (2) DR1524 (1) DH3006	No shelf in upper section
OC3384S-TKF	33	84	24	◆ (2) DR1618 (2) DR1624 (1) DH3306	
OC3090S-TKF	30	90	24	◆ (2) DR1524 (2) DR1524 (1) DH3006	(1) Adjustable shelf in upper section
OC3390S-TKF	33	90	24	◆ (2) DR1624 (2) DR1624 (1) DH3306	
OC3096S-TKF	30	96	24	◆ (2) DR1530 (2) DR1524 (1) DH3006	(1) Adjustable shelf in upper section
OC3396S-TKF	33	96	24	◆ (2) DR1630 (2) DR1624 (1) DH3306	
OC30102S-TKF	30	102	24	◆ (2) DR1536 (2) DR1524 (1) DH3006	(2) Adjustable shelves in upper section Standard Plywood sides CHS only - N/A in GHS or Signature Series
OC33102S-TKF	33	102	24	◆ (2) DR1636 (2) DR1624 (1) DH3306	
OTKF3030	29 3/8	31 1/2	3/4		Included at no charge GHS (1) 1/2-depth shelf in bottom section CHS (1) Pullout centered in bottom section (1) 24"d shelf included for oven installation
OTKF3330	32 3/8	31 1/2	3/4		

Loose Toekick

Tall Cabinetry

Tall Cabinets

Oven Cabinet (Double) — *Full Access Construction*

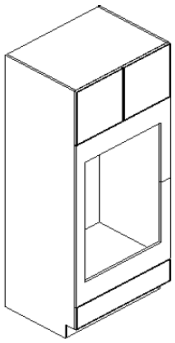

	Width	Height	Depth	Door/Drawer	
OC3084L	30	84	24	◆ (2) DR1518 (1) DH3006	No shelf in upper section
OC3384L	33	84	24	◆ (2) DR1618 (1) DH3306	
OC3090L	30	90	24	◆ (2) DR1524 (1) DH3006	(1) Adjustable shelf in upper section
OC3390L	33	90	24	◆ (2) DR1624 (1) DH3306	
OC3096L	30	96	24	◆ (2) DR1530 (1) DH3006	(1) Adjustable shelf in upper section
OC3396L	33	96	24	◆ (2) DR1630 (1) DH3306	
OC30102L	30	102	24	◆ (2) DR1536 (1) DH3006	(2) Adjustable shelves in upper section Standard Plywood sides
OC33102L	33	102	24	◆ (2) DR1636 (1) DH3306	CHS only - N/A in GHS or Value Series
OTK3054	29 3/8	53 15/16	3/4		Included at no charge (1) 24" deep shelf included for oven installation
OTK3354	32 3/8	53 15/16	3/4		



Loose Toekick

Oven Cabinet (Double) - Trim Kit Full — *Full Access Construction*

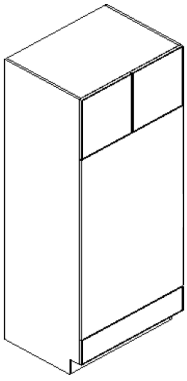

	Width	Height	Depth	Door/Drawer	
OC3084L-TKF		84	24	◆ (2) DR1518 (1) DH3006	No shelf in upper section
OC3384L-TKF	33	84	24	◆ (2) DR1618 (1) DH3306	
OC3090L-TKF	30	90	24	◆ (2) DR1524 (1) DH3006	(1) Adjustable shelf in upper section
OC3390L-TKF	33	90	24	◆ (2) DR1624 (1) DH3306	
OC3096L-TKF	30	96	24	◆ (2) DR1530 (1) DH3006	(1) Adjustable shelf in upper section
OC3396L-TKF	33	96	24	◆ (2) DR1630 (1) DH3306	
OC30102L-TKF	30	102	24	◆ (2) DR1536 (1) DH3006	(2) Adjustable shelves in upper section Standard Plywood sides
OC33102L-TKF	33	102	24	◆ (2) DR1636 (1) DH3306	CHS only - N/A in GHS or Value Series
OTKF3054	29 3/8	53 15/16	3/4		Included at no charge (1) 24" deep shelf included for oven installation
OTKF3354	32 3/8	53 15/16	3/4		



Loose Toekick

Oven Cabinet (Double) - Warming Drawer — *Full Access Construction*

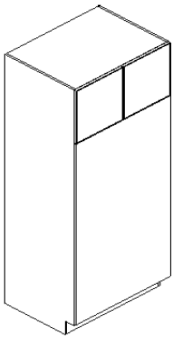

	Width	Height	Depth	Door/Drawer	
OC3084L-WDR	30	84	24	◆ (2) DR1518	No shelf in upper section
OC3384L-WDR	33	84	24	◆ (2) DR1618	CHS only - N/A in GHS or Value Series
OC3090L-WDR	30	90	24	◆ (2) DR1524	(1) Adjustable shelf in upper section
OC3390L-WDR	33	90	24	◆ (2) DR1624	CHS only - N/A in GHS or Value Series
OC3096L-WDR	30	96	24	◆ (2) DR1530	(1) Adjustable shelf in upper section
OC3396L-WDR	33	96	24	◆ (2) DR1630	CHS only - N/A in GHS or Value Series
OC30102L-WDR	30	102	24	◆ (2) DR1536	(2) Adjustable shelves in upper section Standard Plywood sides
OC33102L-WDR	33	102	24	◆ (2) DR1636	CHS only - N/A in GHS or Value Series
OTKF3061	29 3/8	60 7/8	3/4		Included at no charge (1) 24" deep shelf included for oven installation
OTKF3361	32 3/8	60 7/8	3/4		



Loose Toekick

Tall Cabinets

Oven Cabinet and Trim Kit Details

- ***Index***
- ***Construction Options & Modifications Key***
- ***Cabinet Selection***

Vanity & Office Cabinetry

Page Location	Cabinet Type	Nomenclature
103	Construction Options & Modifications Key	
108	Apron Drawer	AD
108	Apron Drawer Keyboard	ADK
108	Deep Desk File	DDF
108	Desk File	DF
108	Desk Full Height	DFH
108	Desk Leg	DL
107	Hanging Apron Vanity Front	HAVF
106	Tank Topper	TT
104	Vanity Base	VB
105	Vanity Base Drawer	VBD
105	Vanity Base Double Drawer	VBDD
105	Vanity Base Drawer Base	VBDB
105	Vanity Base Drawer Full Height	VBDFH
104	Vanity Base Space Saver	VBS
106	Vanity 1 Drawer	V1D
106	Vanity Drawer	VD
106	Vanity 4 Drawer	V4D
106	Vanity Linen	VL
104	Vanity Sink Base Space Saver	VSBS
104	Vanity Sink Base	VSB
107	Vanity Sink Base Removable Front -	VSB-HV-ADA
107	Vanity Base - ADA	VB-ADA
107	Vanity Base Removable Front - ADA	VBRF
107	Vanity Drawer - ADA	VD-ADA
107	Vanity Sink Base - Hanging Vanity - ADA	VSB-HV-ADA

Vanity & Office Cabinets

Finished Side Codes	
Description	**Veneer Code**
34 1/2" High Base/Vanity	BV34
84" Vanity Linen	BV84

Cabinet Modification Codes	
BOX	Box with no doors or drawer heads
364	Box Only (No drawers/pullouts/doors/drawerheads/shelves/hinges)
PLY	Plywood Sides
AWB	All Wood Box
DTG	Dovetail Drawer/Full Access Soft Close Glides ***Gatehouse Series Only***

Vanity Cabinets

	Width	Height	Depth	Door/Drawer	
Vanity Base Space Saver					***Frame Construction***
VBS24	24	34 1/2	18	◆ (2) DR1230	
VBS27	27	34 1/2	18	◆ (2) DR1330	
VBS30	30	34 1/2	18	◆ (2) DR1530	
VBS33	33	34 1/2	18	◆ (2) DR1630	
VBS36	36	34 1/2	18	◆ (2) DR1830	
Vanity Sink Base Space Saver					***Frame Construction***
VSBS24	24	34 1/2	18	◆ (1) DH2406 (2) DR1224	False Drawer Head
VSBS27	27	34 1/2	18	◆ (1) DH2706 (2) DR1324	
VSBS30	30	34 1/2	18	◆ (1) DH3006 (2) DR1524	
VSBS33	33	34 1/2	18	◆ (1) DH3306 (2) DR1624	
VSBS36	36	34 1/2	18	◆ (1) DH3606 (2) DR1824	
Vanity Base					***Frame Construction***
VB18 L/R	18	34 1/2	21	◆ (1) DR1830	
VB21 L/R	21	34 1/2	21	◆ (1) DR2130	
VB24	24	34 1/2	21	◆ (2) DR1230	
VB27	27	34 1/2	21	◆ (2) DR1330	
VB30	30	34 1/2	21	◆ (2) DR1530	
VB33	33	34 1/2	21	◆ (2) DR1630	
VB36	36	34 1/2	21	◆ (2) DR1830	
VB42	42	34 1/2	21	◆ (2) DR2130	
VB48	48	34 1/2	21	◆ (2) DR1530 (1) DR1830	(3) Doors DR1830 @ Center with 2 1/4" Mid-stile Offset to Left Hinged L/L/R
VB54	54	34 1/2	21	◆ (3) DR1830	
VB60	60	34 1/2	21	◆ (2) DR2130 (1) DR1830	
VB66	66	34 1/2	21	◆ (4) DR1630	2 1/4" Center Stile
VB72	72	34 1/2	21	◆ (4) DR1830	
Vanity Sink Base					***Frame Construction***
VSB24	24	34 1/2	21	◆ (1) DH2406 (2) DR1224	
VSB27	27	34 1/2	21	◆ (1) DH2706 (2) DR1324	
VSB30	30	34 1/2	21	◆ (1) DH3006 (2) DR1524	
VSB33	33	34 1/2	21	◆ (1) DH3306 (2) DR1624	
VSB36	36	34 1/2	21	◆ (1) DH3606 (2) DR1824	
VSB42	42	34 1/2	21	◆ (2) DH2106 (2) DR2124	

Vanity Cabinets

	Width	Height	Depth	Door/Drawer	
Vanity Sink Base cont.					***Frame Construction***
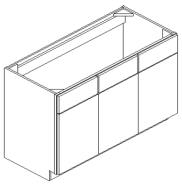 **VSB48**	48	34 1/2	21	◆ (2) DR1524 (2) DH1506 (1) DR1824 (1) DH1806	(3) False Drawer Heads (3) Doors DR1824 & DH1806 @ Center with 2 1/4" Mid-Stile Offset to Left
Vanity Base Drawer					***Frame Construction***
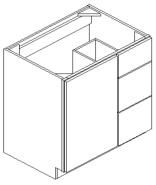 **VBD30 L/R**	30	34 1/2	21	◆ (1) DR1830 (1) DH1206 (2) DH1211	False Upper Drawer Head - No Hardware (2) Deep Drawers L/R designates position of drawers *image shown as right
VBD33 L/R	33	34 1/2	21	◆ (1) DR1830 (1) DH1506 (2) DH1511	
VBD36 L/R	36	34 1/2	21	◆ (1) DR2130 (1) DH1506 (2) DH1511	
VBD39 L/R	39	34 1/2	21	◆ (1) DR2130 (1) DH1806 (2) DH1811	
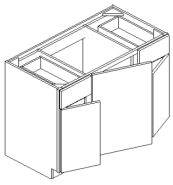 **VBD42**	42	34 1/2	21	◆ (2) DR1224 (1) DR1830 (2) DH1206	Single Bowl Configuration Only (2) Standard Drawers L and R DR1830 always hinged left
VBD48	48	34 1/2	21	◆ (2) DR1524 (1) DR1830 (2) DH1506	
VBD54	54	34 1/2	21	◆ (2) DR1824 (1) DR1830 (2) DH1806	
VBD60	60	34 1/2	21	◆ (2) DR2124 (1) DR1830 (2) DH2106	
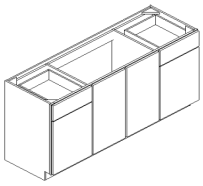 **VBD66**	66	34 1/2	21	◆ (2) DR1530 (2) DR1824 (2) DH186	Single Bowl Configuration Only (2) Standard Drawers L and R Double Doors in Center Section
VBD72	72	34 1/2	21	◆ (2) DR1830 (2) DR1824 (2) DH1806	
Vanity Base Double Drawer					***Frame Construction***
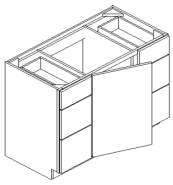 **VBDD42**	42	34 1/2	21	◆ (1) DR1830 (2) DH1206 (4) DH1211	Single Bowl Configuration Only (2) Standard Drawers L and R (4) Deep Drawers L and R DR1830 and DR2130 always hinged left
VBDD45	45	34 1/2	21	◆ (1) DR2130 (2) DH1206 (4) DH1211	
VBDD48	48	34 1/2	21	◆ (1) DR1830 (2) DH1506 (4) DH1511	
VBDD54	54	34 1/2	21	◆ (1) DR1830 (2) DH1806 (4) DH1811	
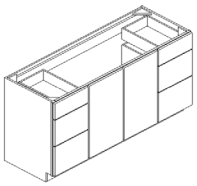 **VBDD60**	60	34 1/2	21	◆ (2) DR1530 (2)DH1506 (4) DH1511	
Vanity Base Drawer Base					***Frame Construction***
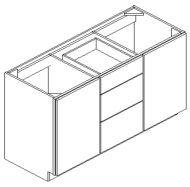 **VBDB54**	54	34 1/2	21	◆ (2) DR1830 (1) DH1806 (2) DH1811	Double Bowl Configuration Only VBDB54 has 12" wide core/18" wide drawer head VBDB60/66/72 have 15" wide core/18" wide drawer head (2) Deep Lower Drawers - core and drawer heads are 18" wide
VBDB60	60	34 1/2	21	◆ (2) DR2130 (1) DH1806 (2) DH1811	
VBDB66	66	34 1/2	21	◆ (4) DR1230 (1) DH1806 (2) DH1811	
VBDB72	72	34 1/2	21	◆ (4) DR1330 (1) DH1806 (2) DH1811	
Vanity Base Drawer Full Height					***Frame Construction***
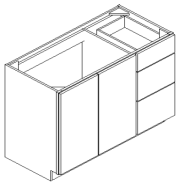 **VBDFH45 L/R**	45	34 1/2	21	◆ (2) DR1530 (1) DH1506 (2) DH1511	Single Bowl Left or Right (1) Standard Drawer (2) Deep Drawers (2) Full Height Doors L/R designates position of drawers
VBDFH48 L/R	48	34 1/2	21	◆ (2) DR1630 (1) DH1506 (2) DH1511	
VBDFH54 L/R	54	34 1/2	21	◆ (2) DR1830 (1) DH1806 (2) DH1811	
***image shown as right**					

Vanity Cabinets

Vanity 1 Drawer — *Frame Construction*

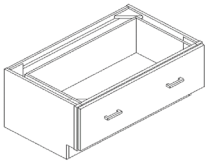

	Width	Height	Depth	Door/Drawer	
V1D18	18	16	21	◆ (1) DH1811	(1) Deep Drawer
V1D21	21	16	21	◆ (1) DH2111	
V1D24	24	16	21	◆ (1) DH2411	
V1D27	27	16	21	◆ (1) DH2711	
V1D30	30	16	21	◆ (1) DH3011	
V1D33	33	16	21	◆ (1) DH3311	
V1D36	36	16	21	◆ (1) DH3611	

Vanity Drawer — *Frame Construction*

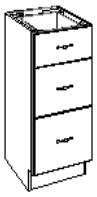

	Width	Height	Depth	Door/Drawer	
VD12	12	34 1/2	21	◆ (1) DH1206 (2) DH1211	(1) Standard Drawer (2) Deep Drawers
VD15	15	34 1/2	21	◆ (1) DH1506 (2) DH1511	
VD18		34 1/2	21	◆ (1) DH1806 (2) DH1811	
VD21	21	34 1/2	21	◆ (1) DH2106 (2) DH2111	
VD24	24	34 1/2	21	◆ (1) DH2406 (2) DH2411	
VD27	27	34 1/2	21	◆ (1) DH2706 (2) DH2711	
VD30	30	34 1/2	21	◆ (1) DH3006 (2) DH3011	
VD33	33	34 1/2	21	◆ (1) DH3306 (2) DH3311	

Vanity 4 Drawer — *Frame Construction*

	Width	Height	Depth	Door/Drawer	
V4D12	12	34 1/2	21	◆ (3) DH1206 (1) DH1209	(3) Standard Upper Drawers (1) Deep Lower Drawer
V4D15	15	34 1/2	21	◆ (3) DH1506 (1) DH1509	
V4D18	18	34 1/2	21	◆ (3) DH1806 (1) DH1809	
V4D21	21	34 1/2	21	◆ (3) DH2106 (1) DH2109	
V4D24	24	34 1/2	21	(3) DH2406 (1) DH2409	

Vanity Linen — *Frame Construction*

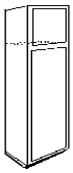

	Width	Height	Depth	Door/Drawer	
VL188421 L/R	18	84	21	◆ (1) DR1861 (1) DR1818	Loose Toekick Includes 4 Adjustable Shelves

Tank Topper — *Frame Construction*

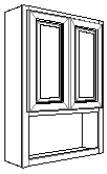

	Width	Height	Depth	Door/Drawer	
TT2436	24	36	9	◆ (2) DR1224	Finished Interior is standard Opening is 12" High Must Specify VL/VR/VV

Vanity ADA Cabinets

Vanity Base Removable Front — *Frame Construction*

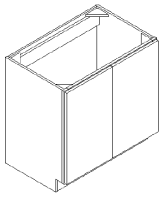

	Width	Height	Depth	Door/Drawer
VBRF33-ADA	33	32 1/2	21	◆ (2) DR1628.5
VBRF36-ADA	36	32 1/2	21	◆ (2) DR1828.5

Face frame removable
Removable floor
ADA adaptable

N/A with raised panel door styles

Vanity Sink Base - Hanging Vanity - ADA — *Frame Construction*

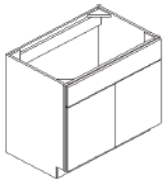

	Width	Height	Depth	Door/Drawer
VSB33-HV-ADA	33	32 1/2	21	◆ (1) DH3305 (2) DR1624
VSB36-HV-ADA	36	32 1/2	21	◆ (1) DH3605 (2) DR1824

Can be used alone or with HAVF for later conversion. Removable; no back.

Hanging Apron Vanity Front — *Frame Construction*

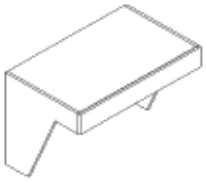

	Width	Height	Depth
HAVF3321	28 1/2	21	19 3/4
HAVF3621		21	19 3/4

Can be used alone or with VSB-HV-ADA - Vanity Sink Base - Hanging Vanity - ADA

Vanity Base-ADA

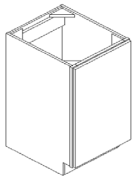

	Width	Height	Depth	Door/Drawer
VB18L/R-ADA	18	32 1/2	21	♦ (1) DR1828.5
VB21L/R-ADA	21	32 1/2	21	♦ (1) DR2128.5

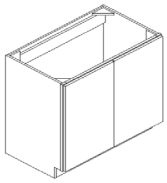

	Width	Height	Depth	Door/Drawer
VB24-ADA	24	32 1/2	21	♦ (2) DR1228.5
VB27-ADA	27	32 1/2	21	♦ (2) DR1328.5
VB30-ADA	30	32 1/2	21	♦ (2) DR1528.5
VB33-ADA	33	32 1/2	21	♦ (2) DR1628.5
VB36-ADA	36	32 1/2	21	♦ (2) DR1828.5

Vanity Drawer-ADA

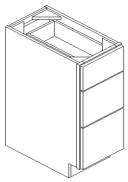

	Width	Height	Depth	Door/Drawer
VD12-ADA	12	32 1/2	21	♦ (1) DH1206 (1) DH1209 (1) DH1211
VD15-ADA	15	32 1/2	21	♦ (1) DH1506 (1) DH1509 (1) DH1511
VD18-ADA	18	32 1/2	21	♦ (1) DH1806 (1) DH1809 (1) DH1811
VD21-ADA	21	32 1/2	21	♦ (1) DH2106 (1) DH2109 (1) DH2111

Office Cabinets

Apron Drawer — *Full Access Construction*

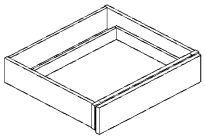

	Width	Height	Depth	Door/Drawer
AD18/24	24	5 1/2	21	◆ (1) DH1805
AD24	24	5 1/2	21	◆ (1) DH2405
AD30	30	5 1/2	21	◆ (1) DH3005
AD36	36	5 1/2	21	◆ (1) DH3605

18" Drawer with (2) 3" Trimmable Ears on Each Side
GHS: Dovetail drawer box with self-close (not soft close) drawer glide included as standard

Apron Drawer Keyboard — *Full Access Construction*

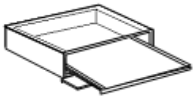

	Width	Height	Depth	Door/Drawer
ADK24	24	5 1/2	21	◆ (1) DH2405-ADK
ADK30	30	5 1/2	21	◆ (1) DH3005-ADK
ADK36	36	5 1/2	21	◆ (1) DH3605-ADK

For CHS: Has slab drawer head with bead detail due to hinges

Desk Full Height — *Full Access Construction*

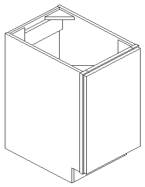

	Width	Height	Depth	Door/Drawer
DFH1529L/R	15	29 1/2	21	◆ (1) DR1525
DFH1829L/R	18	29 1/2	21	◆ (1) DR1825

CHS only - N/A in GHS or Signature Series

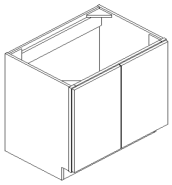

	Width	Height	Depth	Door/Drawer
DFH3029	30	29 1/2	21	◆ (2) DR1525
DFH3629	36	29 1/2	21	◆ (2) DR1825

CHS only - N/A in GHS or Signature Series

Desk File — *Full Access Construction*

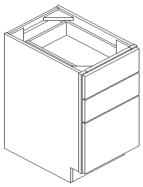

	Width	Height	Depth	Door/Drawer
DF1529	15	29 1/2	21	◆ (1) DH1505 (1) DH1506 (1) DH1512
DF1829	18	29 1/2	21	◆ (1) DH1805 (1) DH1806 (1) DH1812

Bottom Drawer Holds File Folders
GHS: Dovetail drawer box with self-close
(not soft-close) drawer glide included as standard

Deep Desk File — *Full Access Construction*

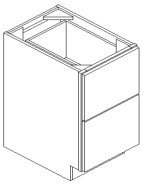

	Width	Height	Depth	Door/Drawer
DDF1529	15	29 1/2	21	◆ (2) DH1512
DDF1829	18	29 1/2	21	◆ (2) DH1812

Both Drawers Hold File Folders
GHS: Dovetail drawer box with self-close
(not soft-close) drawer glide included as standard

	Width	Height	Depth	Door/Drawer
DDF3029	30	29 1/2	21	◆ (2) DH3012
DDF3629	36	29 1/2	21	◆ (2) DH3612

Both Drawers Hold File Folders - Stored Laterally
Available in Carriage House Series Only

Desk Leg — *Full Access Construction*

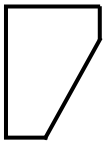

	Width	Height	Depth
DL21	5/8	29 1/2	21
DL21-PLY			

Attaches to the outside of the Apron Drawer (AD) or Apron Drawer Keyboard (ADK)

Fillers, Panels, and Accessories

- ***Index***
- ***Fillers***
- ***Panels***
- ***End Fillers***
- ***End Panel Doors (Decorative End Panels)***
- ***Accessories (Drawer Inserts)***
    - ***Cutlery Tray***
    - ***Peg Board Drawer Insert***

Fillers, Panels, & Accessories

Page Location	Cabinet Type	Nomenclature
111	Alumasteel Filler	F-ALMSTL
114	Alumasteel Liner	ALMSTL
112	Corner Filler	CF
112	Corner Filler with Overlay	CF-OL
119	Cutlery Drawer Insert	CT
112	Diagonal Filler Inside Corner	DRFIC
112	Diagonal Filler Inside Corner "Shaker"	DFICS
111	End Corner Filler	ECF
115	End Filler Flat	EFF
115	End Filler Flat with Return	EFF-R
115	End Filler Flat with Full Return	EFF-FR
114	End Filler Flat Narrow	EFFN
114	End Filler Flat Narrow with Return	EFFN-R
114	End Filler Flat Narrow with Full Return	EFFN-FR
115	End Filler with Overlay	EFFO
115	End Filler with Overlay with Return	EFFO-R
115	End Filler with Overlay with Full Return	EFFO-FR
113	End Panel Base "Skin"	EPB, VEPB
113	End Panel Wall "Skin"	EPW, VEPW
113	End Panel	EP, EP-PLY
117-118	End Panel Door Program	EPDR
111	Fillers	F
111	Fillers with Overlay	F-OL
113	Filler "Shaker"	FS
114	Laminate Sheets	LAMINATE
114	Panel Backer	PB
114	Panel Backer Beaded	PBB
119	Peg Board Drawer Insert	PBDI
111	Starter Filler	F58

Fillers, Panels, and Accessories

Fillers

Starter Fillers

	Length	Width	Thickness	
F58/30	34 1/2	4	5/8	Starter filler used to create space between the cabinet and the wall to allow doors and drawers to open properly
F58/96	96	4	5/8	

- **Panels**

  Edge - banded side is the 5/8" thick finished side

Fillers (GHS and CHS)

	Length	Width	Thickness	
F1/30	30 9/16	1	3/4	Solid stock, unfinished edges
F3/30	30 9/16	3	3/4	Solid stock, unfinished edges
F6/30	30 9/16	6	3/4	Plywood, all (4) edges; edge-banded & finished
F3/42	41 7/8	3	3/4	Solid stock, unfinished edges
F6/42	41 7/8	6	3/4	Plywood, all (4) edges; edge-banded & finished
F3/96	96	3	3/4	Plywood, (2) long edges edgebanded & finished
F6/96	96	6	3/4	
F3/102	102	3	3/4	
F3/114	114	3	3/4	
F6/114	114	6	3/4	

Fillers with Overlay (Carriage House Series Only)

	Length	Width	Thickness	
F3/30-OL	30 9/16	3	1 1/2	Utilizes typical filler as backer. See finish details above. Overlay filler finished on all (4) edges.
F6/30-OL	30 9/16	6	1 1/2	
F3/36-OL	36	3	1 1/2	
F6/36-OL	36	6	1 1/2	
F3/42-OL	41 7/8	3	1 1/2	
F6/42-OL	41 7/8	6	1 1/2	
F3/96-OL	96	3	1 1/2	
F3/102-OL	102	3	1 1/2	

Alumasteel Filler

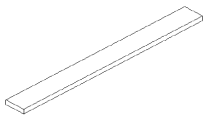

	Length	Width	Thickness
F3/30-ALMSTL	30	3	3/4
F3/36-ALMSTL	36	3	3/4
F3/48-ALMSTL	48	3	3/4

End Corner Filler

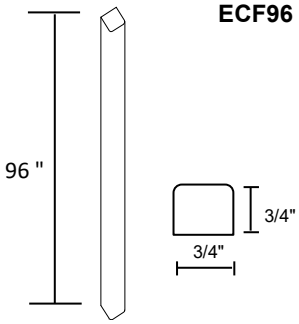

	Length	Width	Thickness
ECF96	96	3/4	3/4

Fillers, Panels, and Accessories

Fillers

Corner Filler (GHS and CHS)

	Length	Width	Thickness
CF3/30	30 9/16	3	3
CF3/42	41 7/8	3	3
• Panels	48	3	3

Corner Filler 3x3 with Overlay
Provides 3" Clearance in Each Direction

Corner Filler Overlay (CHS)

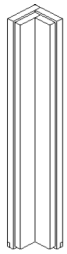

	Length	Width	Thickness
CF3/30-OL	30 9/16	3	3
CF3/36-OL	36	3	3
CF3/42-OL	41 7/8	3	3
CF3/48-OL	48	3	3

Corner Filler 3x3 with Overlay
Provides 3" Clearance in Each Direction

Diagonal Filler Inside Corner

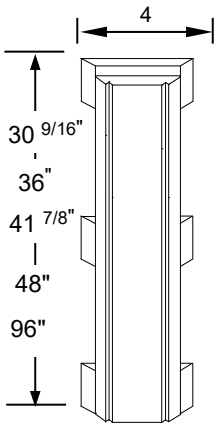

	Length	Width	Thickness
DRFIC3X3/30	30 9/16	4 1/8	1 1/2
DRFIC3X3/36	36	4 1/8	1 1/2
DRFIC3X3/42	41 7/8	4 1/8	1 1/2
DRFIC3X3/48	48 9/16	4 1/8	1 1/2
DRFIC3X3/96	96	4 1/8	1 1/2

Top View

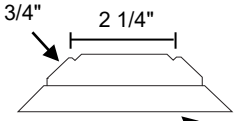

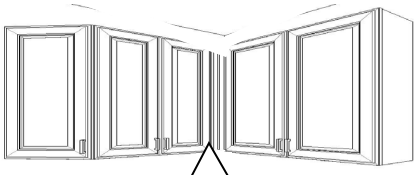

Diagonal Inside Corner Filler

Crown molding should overlay the filler

Diagonal Filler Inside Corner "Shaker"

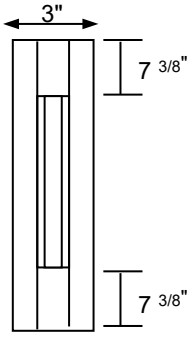

	Length	Width	Thickness
DFICS0330	30 9/16	4 1/8	1 1/2
DFICS0336	36	4 1/8	1 1/2
DFICS0342	41 7/8	4 1/8	1 1/2
DFICS0348	48 9/16	4 1/8	1 1/2

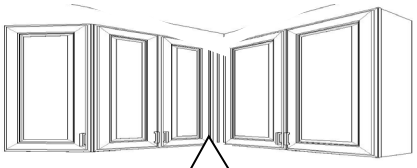

Diagonal Inside Corner Filler Shaker

Crown molding should overlay the filler

Fillers, Panels, and Accessories

Fillers

Filler "SHAKER"

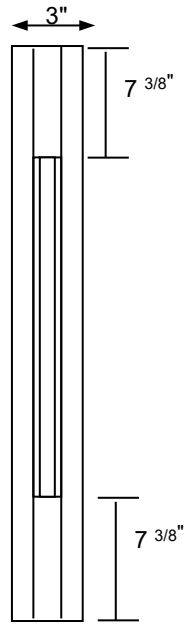

Front View

	Length	Width	Thickness
FS0330	30 9/16	3	1 1/2
FS0335	35	3	1 1/2
• Panels	36	3	1 1/2
FS0342	41 7/8	3	1 1/2
FS0348	48	3	1 1/2
FS0354	54	3	1 1/2
FS0360	60	3	1 1/2
FS0384	84	3	1 1/2
FS0390	90	3	1 1/2
FS0396	96	3	1 1/2
FS03102	102	3	1 1/2

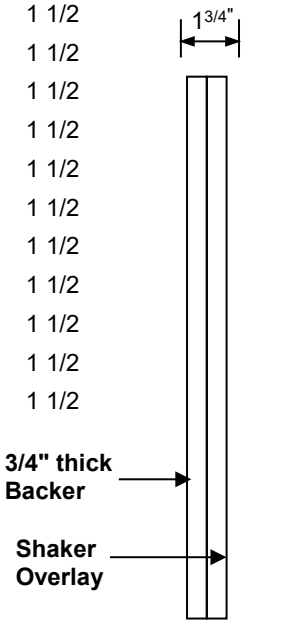

Side View

Bird's eye view

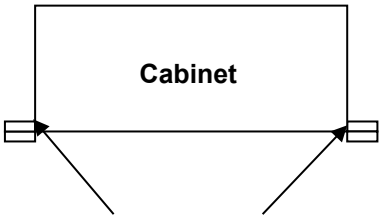

3" Wide backer filler is flush with face frame. Cap is at top of overlay to provide crown projection

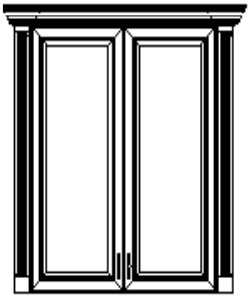

End Panels (Skins)

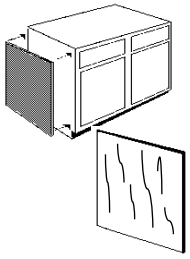

EPB34	23 1/4	30 9/16	1/32
EPW48	11 1/4	41 7/8	1/32
VEPB34	23 1/4	30 9/16	1/32
VEPW48	11 1/4	48	1/32

EPB AND EPW are 1/32" thick and fit behind the face frame to finish an unfinished cabinet side

VEPW are available in stain or paint and fit behind the face frame to finish an unfished cabinet side

End Panels 5/8" Thick

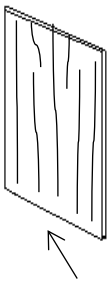

EP34	24	34 1/2	5/8
EP96	24	96	5/8
EP102	24	102	5/8
EP114	24	114	5/8
EP3096	30	96	5/8
EP30102	30	102	5/8
EP34-PLY	24	34 1/2	5/8
EP96-PLY	24	96	5/8
EP102-PLY	24	102	5/8
EP114-PLY	24	114	5/8
EP3096-PLY	30	96	5/8
EP30102-PLY	30	102	5/8

Edge banded both long edges
Finished both sides

Plywood Construction

Fillers, Panels, and Accessories

Panels

Panel Backer

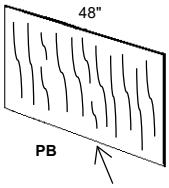

Grain runs vertical

	Length	Width	Thickness	
PB34	48	34 1/2	1/4	Plywood has an MDF core for stability
PB48	48	48	1/4	
• Panels				
PB34-PLY	48	34 1/2	1/4	
PB48-PLY	48	48	1/4	

Panel Backer Beaded

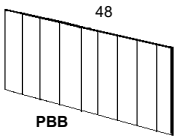

PBB34	48	34 1/2	1/4	Wood Finishes are 1/4" thick Veneer Stained Painted Finishes are 1/4" thick Medium Density Fiberboard (MDF)
PBB48	48	48	1/4	

Laminate Sheets

LAMINATE4X4	48	48	1/32	Cut to Size in Field
LAMINATE4X8	96	48	1/32	

Alumasteel Liner

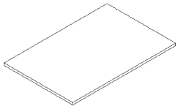

ALMSTL3624	36	24	3/4
ALMSTL4824	48	24	3/4
ALMSTL6024	60	24	3/4

End Fillers

EFFN End Filler Flat Narrow

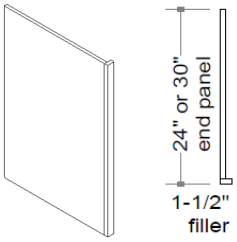

	Width	Height	Depth	
EFFN34	1 1/2	34 1/2	24	Flat filler attached directly to end panel
EFFN96	1 1/2	96	24	
EFFN102	1 1/2	102	24	
EFFN114	1 1/2	114	24	
EFFN3096	1 1/2	96	30	
EFFN30102	1 1/2	102	30	
EFFN30114	1 1/2	114	30	

EFFN-R End Filler Flat Narrow with Return

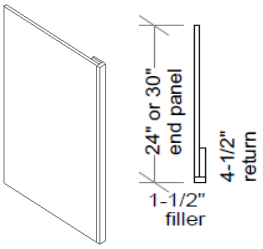

	Width	Height	Depth	
EFFN34-R	1 1/2	34 1/2	24	Flat filler attached directly to end panel
EFFN96-R	1 1/2	96	24	Flat filler attached as return
EFFN102-R	1 1/2	102	24	
EFFN114-R	1 1/2	114	24	
EFFN3096-R	1 1/2	96	30	
EFFN30102-R	1 1/2	102	30	
EFFN30114-R	1 1/2	114	30	

EFFN-FR End Filler Flat Narrow with Full Return

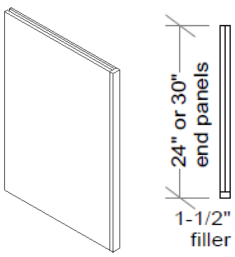

	Width	Height	Depth	
EFFN34-FR	1 1/2	34 1/2	24	Flat filler attached directly to end panels
EFFN96-FR	1 1/2	96	24	
EFFN102-FR	1 1/2	102	24	
EFFN114-FR	1 1/2	114	24	
EFFN3096-FR	1 1/2	96	30	
EFFN30102-FR	1 1/2	102	30	
EFFN30114-FR	1 1/2	114	30	

Fillers, Panels, and Accessories

Panels

EFF End Filler Flat

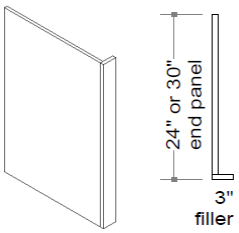

	Length	Width	Thickness	
EFF34	3	34 1/2	24	Flat filler attached directly to end panel
EFF34QR	3	34 1/2	24	EFF34QR has 1/4" reveal
EFF96	3	96	24	
EFF102	3	102	24	
EFF114	3	114	24	
EFF3096	3	96	30	
EFF30114	3	114	30	

EFF-R End Filler Flat with Return

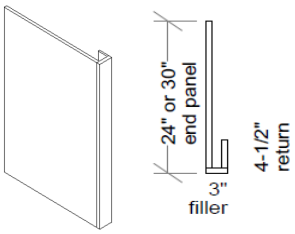

	Length	Width	Thickness	
EFF34-R	3	34 1/2	24	Flat filler attached directly to end panel
EFF34QR-R	3	34 1/2	24	EFF34QR has 1/4" reveal
EFF96-R	3	96	24	Flat filler attached as return
EFF102-R	3	102	24	
EFF114-R	3	114	24	
EFF3096-R	3	96	30	
EFF30114-R	3	114	30	

EFF-FR End Filler Flat with Full Return

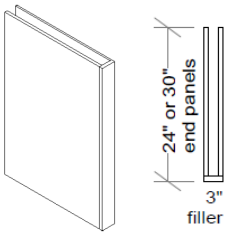

	Length	Width	Thickness	
EFF34-FR	3	34 1/2	24	Flat filler attached directly to end panels
EFF34QR-FR	3	34 1/2	24	EFF34QR-R has 1/4" reveal on one side
EFF96-FR	3	96	24	
EFF102-FR	3	102	24	
EFF114-FR	3	114	24	
EFF3096-FR	3	96	30	
EFF30114-FR	3	114	30	

EFO End Filler Overlay

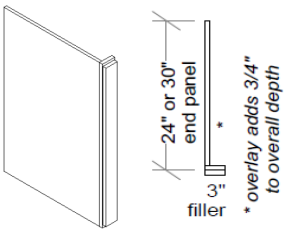

	Length	Width	Thickness	
EFO34	3	34 1/2	24 3/4	Flat filler attached directly to end panel
EFO34QR	3	34 1/2	24 3/4	EFO34QR has 1/4" reveal
EFO96	3	96	24 3/4	Overlay filler attached to flat filler
EFO102	3	102	24 3/4	1/2" reveal at top and bottom of overlay
EFO3096	3	96	30 3/4	

EFO-R End Filler Overlay with Return

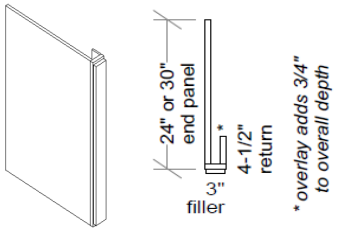

	Length	Width	Thickness	
EFO34-R	3	34 1/2	24 3/4	Flat filler attached directly to end panel
EFO34QR-R	3	34 1/2	24 3/4	EFO34QR-R has 1/4" reveal
EFO96-R	3	96	24 3/4	Overlay filler attached to flat filler
EFO102-R	3	102	24 3/4	1/2" reveal at top and bottom of overlay
EFO3096-R	3	96	30 3/4	Flat filler attached as return

EFO-R End Filler Overlay with Full Return

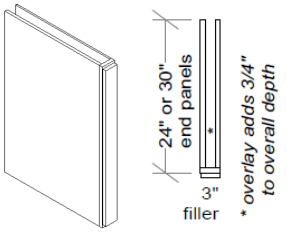

	Length	Width	Thickness	
EFO34-FR	3	34 1/2	24 3/4	Flat filler attached directly to end panels
EFO34QR-FR	3	34 1/2	24 3/4	EFO34QR-R has 1/4" reveal on one side
EFO96-FR	3	96	24 3/4	Overlay filler attached to flat filler
EFO102-FR	3	102	24 3/4	1/2" reveal at top and bottom of overlay
EFO3096-FR	3	96	30 3/4	

Fillers, Panels, and Accessories

End Fillers

End Filler Use Examples

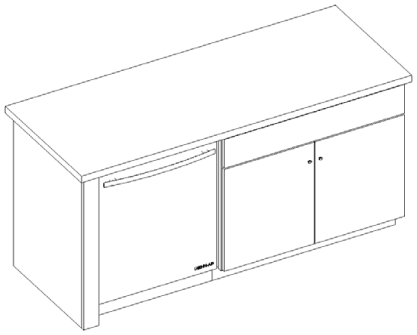

EFF34, EFF34-R, EFF34-FR

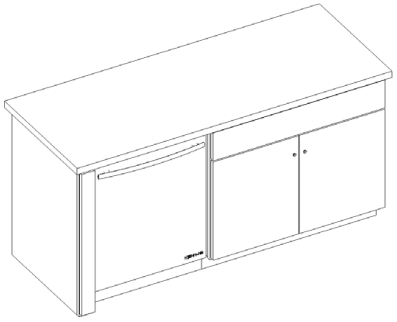

EFO34, EFO34-R, EFO34-FR

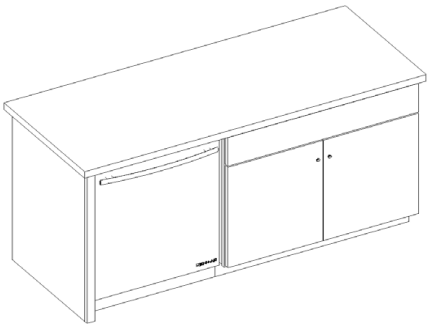

EFFN34, EFFN34-R, EFFN34-FR

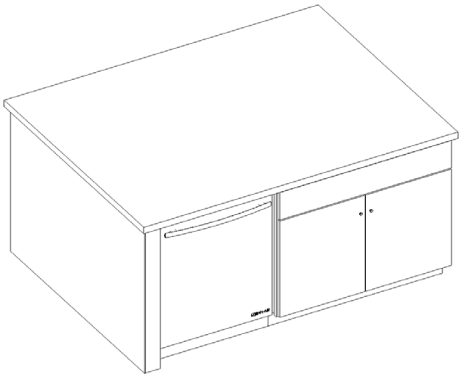

(2) EFF34QR, (2) EFF34QR-R, (2) EFF34QR-FR
(back-to-back with PB34 - Panel Backer)

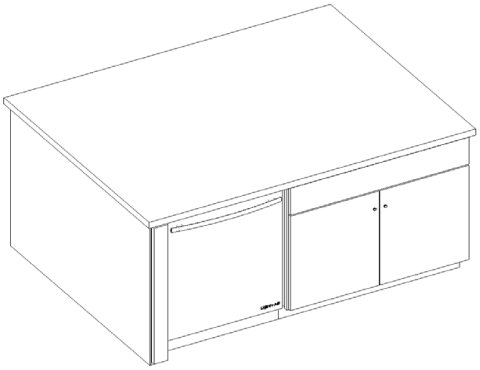

(2) EFO34QR, (2) EFO34QR-R, (2) EFO34QR-FR
(back-to-back with PB34 - Panel Backer)

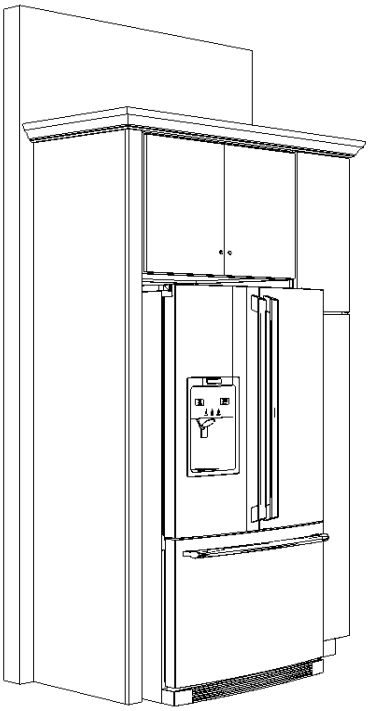

EFF96, EFF96-R, EFF96-FR

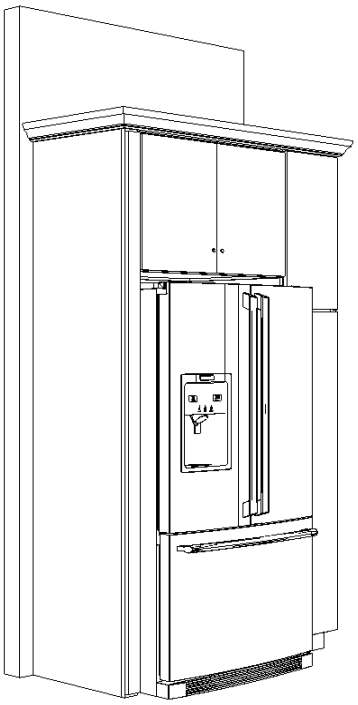

EFO96, EFO96-R, EFO96-FR

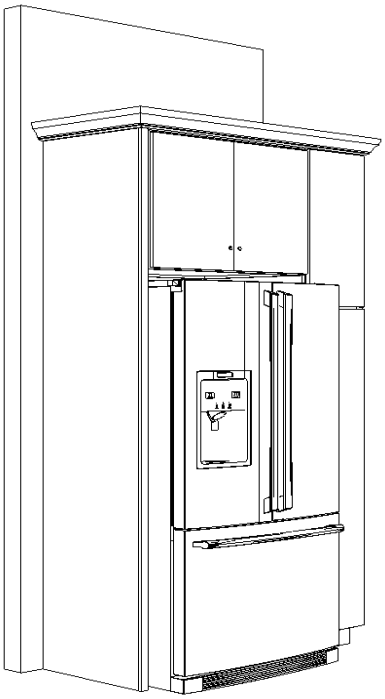

EFFN96, EFFN96-R, EFFN96-FR

Not shown: 102" or 114" heights or 30" depths

Fillers, Panels, and Accessories

End Panel Door Program (EPDR)

- End Panel Doors (EPDR) are decorative door panels that can be ordered as separate items and applied to the finished ends of Wall, Base and Tall Cabinets.
- EPDR's are made of 3/4" deeper than the cabinet side.
- Front edge of the End Panel Door covers the face frame.
- Meets the edge of the door on the front of the cabinet.
- The back edge of the End Panel Door is flat so that it butts up against the wall evenly.
- The front, top and bottom edges of the End Panel Door are detailed to match the edges of the cabinet doors based upon the cabinet series you are ordering.

Note: Since the back edge of the EPDR is flat, these should not be used to wrap around islands and peninsulas. The EPDR is designed to be used as a decorative door panel on the sides of cabinets that butt up against a wall.

You must designate **finished ends** for all cabinets that will be receiving the decorative End Panel Doors (EPDR)

Base Cabinet



Tall Cabinet
Must order upper and lower EPDR panels

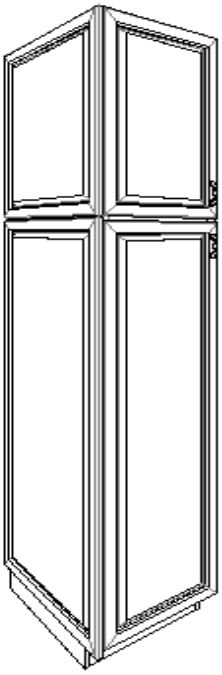

Wall Cabinet

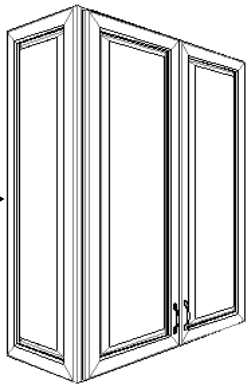

Note: The door stile installed next to the wall is 3/8" narrorer than the other stile.

Fillers, Panels, and Accessories

End Panel Door Program (EPDR)

End Panel Door Code		Width		Height	
WALL	• Panels	12 13/16	X	16 27/32	
	EPDR1224	12 13/16	X	22 15/32	
	EPDR1230	12 13/16	X	29 13/32	
	EPDR1236	12 13/16	X	34 21/25	
	EPDR1242	12 13/16	X	40 18/25	
	EPDR1248	12 13/16	X	47	*N/A GHS, Signature Series*
	EPDR1254	12 13/16	X	54 7/32	
	EPDR1260	12 13/16	X	60 7/32	
	EPDR1261	12 13/16	X	61 7/32	
	EPDR1518	15 13/16	X	16 17/32	
	EPDR1524	15 13/16	X	22 15/32	
	EPDR1530	15 13/16	X	29 13/32	
	EPDR1536	15 13/16	X	34 21/25	
	EPDR1542	15 13/16	X	40 18/25	
	EPDR1548	15 13/16	X	47	*N/A GHS, Signature Series*
	EPDR1554	15 13/16	X	54 7/32	
	EPDR1560	15 13/16	X	60 7/32	
	EPDR1561	15 13/16	X	61 7/32	
	EDPR1830	18 13/16	X	29 13/32	
	EPDR2436	24 13/16	X	34 5/6	
	EPDR2448	24 13/16	X	47	
	EPDR2442	24 13/16	X	40 18/25	
DESK	EPDR2125	21 13/16	X	24 3/8	
VANITY	EPDR2130	21 13/16	X	29 13/32	
BASE	EPDR2430	24 13/16	X	29 13/32	
TALLS					
UPPER	EPDR2418	24 13/16	X	16 17/32	
	EPDR2424	24 13/16	X	22 15/32	
	EPDR2430	24 13/16	X	29 13/32	
LOWER	EPDR2461	24 13/16	X	61 7/32	

Fillers, Panels, and Accessories

Accessories

CUTLERY DRAWER INSERT	Width	Depth	Height	Material
CT15-24	10-13/16" + *	19-5/16"	3-1/4"	1/2" thick finished plywood For drawers 15" - 24" wide expands to fit

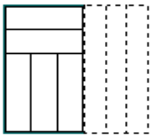

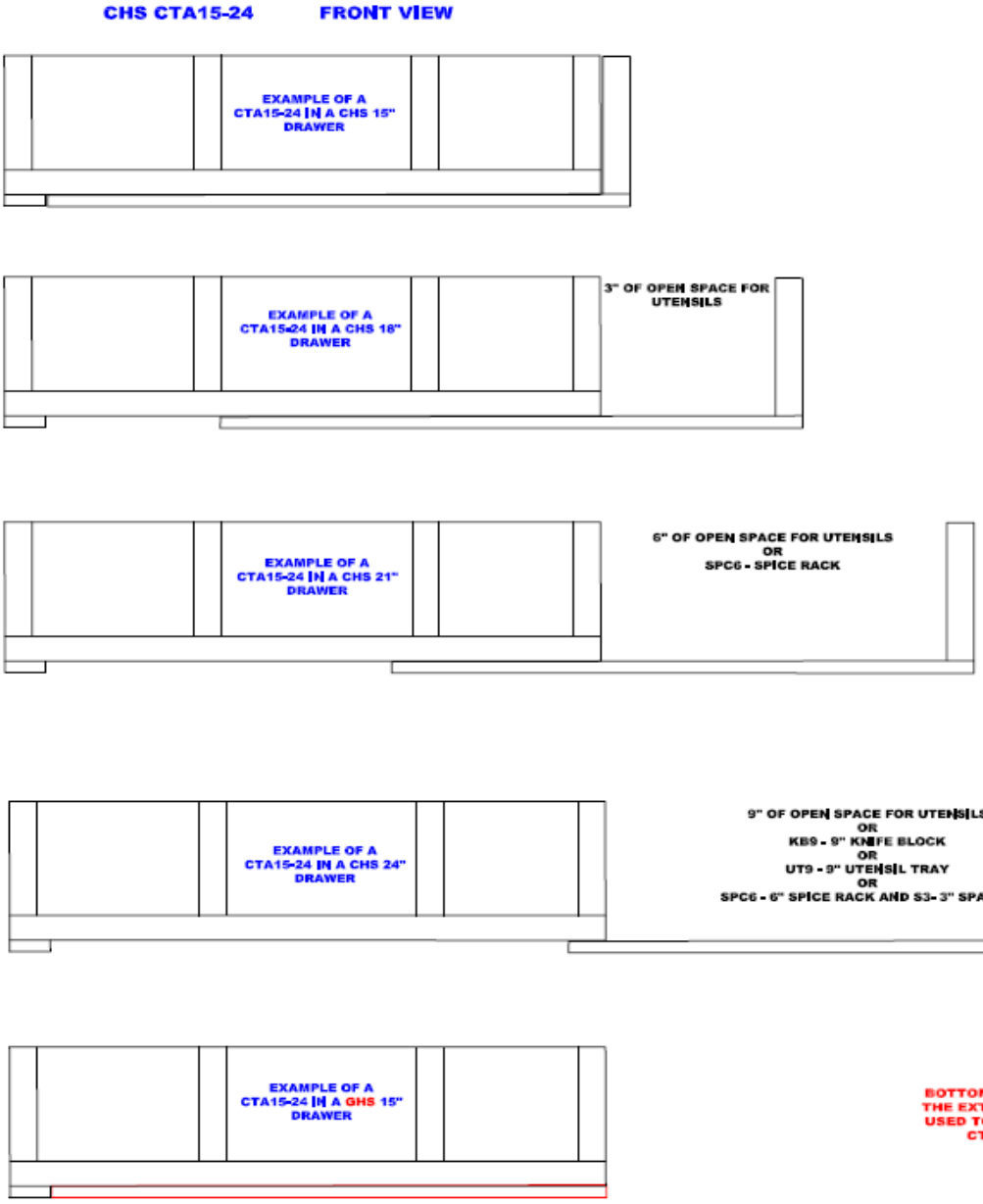

BOTTOM IS CUT OFF THE EXTENSION AND USED TO LEVEL THE CTA15-24

GHS

*Note: If extension is cut to fit a 15" wide GHS drawer, it will no longer be adjustable for a wider drawer

PEG BOARD DRAWER INSERT	Width	Depth	Height	Material
PBDI30	25-3/4"	19-1/2"	6-5/8"	5/8" thick finished plywood
PBDI33	28-3/4	19-1/2"	6-5/8"	Includes (4) pegs
PBDI36	31-3/4	19-1/2"	6-5/8"	CHS only, N/A GHS or SGN
PEG-BOX				Solid Wood, Trangular Pegs; Qty. 4

PBDI30 25-3/4"



PBDI33 28-3/4"



PBDI36 31-3/4"



Moldings and Decorative Accessories

- ***Index***
- ***Moldings***
- ***Legs, Posts & Plate Covers***
- ***Corbels & Brackets***
- ***Arched Valances & Mantels***
- ***Toekick & Feet***
- ***Modular Decorative Items***

Moldings & Decorative Accessories

Page Location	Item Type	Nomenclature
125	Arched Radius Decorative Valance	ARDV
125	Arched Valance "Shaker"	AVS
124	Beaded Top/Bottom Molding	BTBM8
126	Corbel - Shaker	CS
124	Beaded Top/Bottom Molding	BTBM8
126	Counterbalance Bracket	CBPL
123	Crown Molding	CM8
123	Crown Molding "Angled"	CMA10
123	Crown Molding "Coved"	CMC10
123	Crown Molding "Small"	CMS8
123	Crown Molding "Large"	CMT10
126	Custom Shelf Kit	CSK
124	End Corner Filler	ECF
126	Floating Shelves	FLSH
124	Furniture Toekick	FTK8
127	Hourglass Leg	P82
124	Inside Corner Molding	ICM8
126	L Bracket "Shaker"	LBS
124	Light Valance Molding	LVM8
124	Light Valance Shaker Molding	LVSH8
126	Mantel	MANTEL
126	Mantel "Shaker"	MS
124	Mirror Trim	MT8
128-129	Modular Decorative Items	PCCS
124	Outside Corner Molding	OCM8
127	Pilasters	PIL
119	Pilaster Farm Legs	P13
127	Pilaster Leg Shaker	PLS
130	Pilaster Shaker	PS
127	Plate Cover	PLATE
124	Scribe	SS8
124	Shoe Molding	SHOE8
127	Straight Legs	P42
125	Straight Valance	SV
127	Tapered Foot	BTF
127	Tapered Leg	P43
124	Toekick Cover	TKC8
124	Toekick End	TKE
125	Valance	V4M

Moldings and Decorative Accessories

Moldings

INDICATES FINISHED SURFACES

Crown Molding Small

CMS8

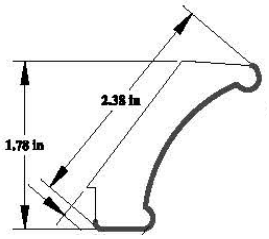

1-3/4" X 1-3/4" h
Sold in 8' lengths

Crown Molding Angled

CMA10

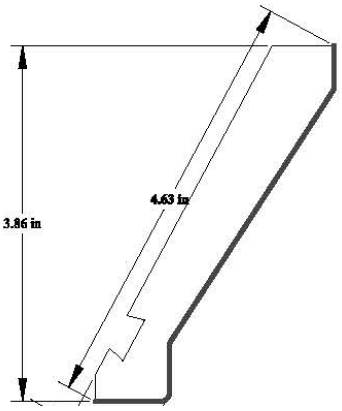

2-1/2" X 4" h
Sold in 10' lengths

Crown Molding

CM8

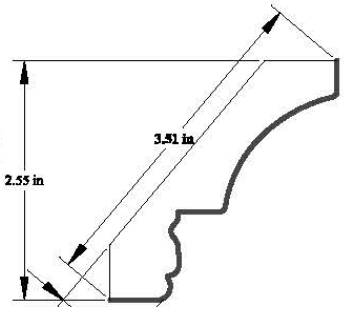

2-1/2" X 2-1/2" h
Sold in 8' lengths

Crown Molding Coved

CMC10

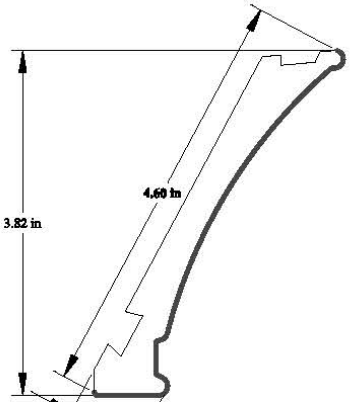

2-1/2" X 4" h
Sold in 10' lengths

Large Crown Blocks (Heel)

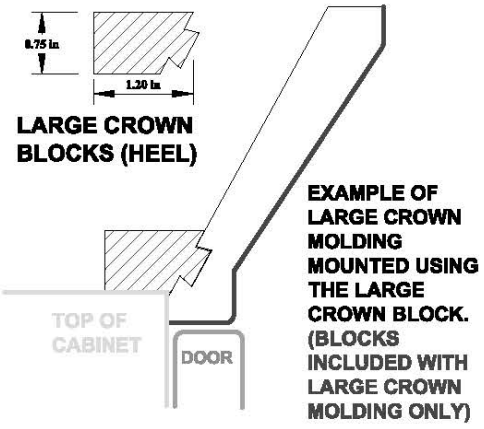

Crown Molding Large

CMT10

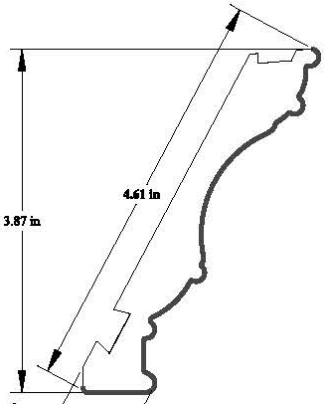

2-1/2" X 4" h
Sold in 10' lengths

Included with CMA10, CMC10, CMT10

Moldings and Decorative Accessories

Moldings

Beaded Top Bottom Molding

BTBM8

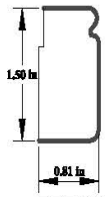

3/4" X 1-1/2" h
Sold in 8' lengths

Scribe Molding

SS8

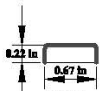

1/4" X
5/8" h
Sold in 8' lengths
can be used as batten molding

Light Valance Shaker Molding

LVSH8

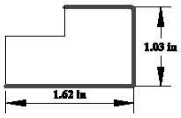

1" X 1-5/8" h
Sold in 8' lengths

Inside Corner Molding

ICM8

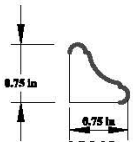

3/4" X 3/4"
Sold in 8' lengths

Light Valance Molding

LVM8

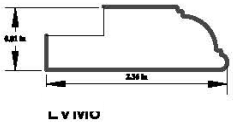

2-1/2" X 3/4" h
Sold in 8' lengths

Outside Corner Molding

OCM8

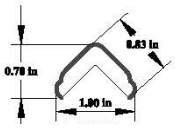

3/4" X 3/4"
Sold in 8' lengths

Mirror Trim Molding

MT8



3/4" X 2-1/4" h
Sold in 8' lengths

End Corner Filler

ECF96

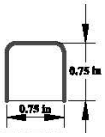

3/4" X 3/4"
Sold in 8' lengths

Toe Kick Cover

TKC8

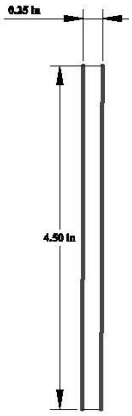

1/4" thick X 4-1/2" h
Sold in 8' lengths

Furniture Toe Kick

FTK8

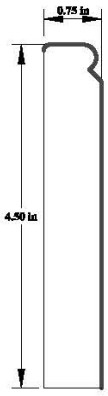

3/4" thick X 4-1/2" h
Sold in 8' lengths

Toe Kick End

TKE

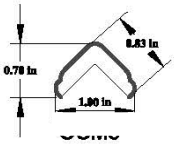

3/4" X 3/4" X 4" h
Sold individually

Shoe Molding

SHOE8

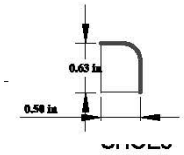

1/2" X 5/8" h
Sold in 8' lengths

Moldings and Decorative Accessories

Valances

Valance

V4M

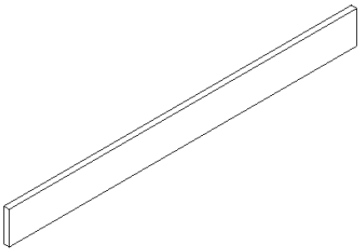

48" w X 4-1/2" h X 3/4" thick

Straight Valance

48" w X 4-1/2" h X 3/4" thick

SV3608
SV4808
SV6008
SV7208



finished on face, back, and all (4) edges

Arched Valance - Shaker (8" high)

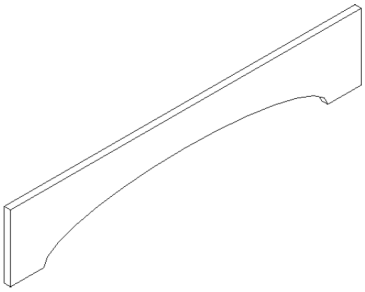

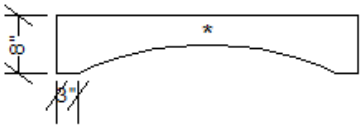

* Center Height	
AVS4208	"
AVS4808-AVS6608	4"

AVS4208
AVS4808
AVS5408
AVS6008
AVS6608

trimmable

Arched Valance - Shaker (10" high)

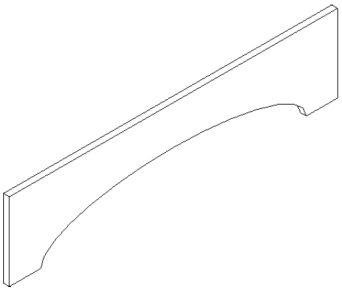

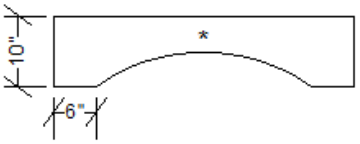

* Center Height	
AVS3010	7"
AVS3610-AVS7210	5"

AVS3010
AVS3610
AVS4210
AVS4810
AVS5410
AVS6010
AVS6610
AVS7210

trimmable

Arched Radius Decorative Valance

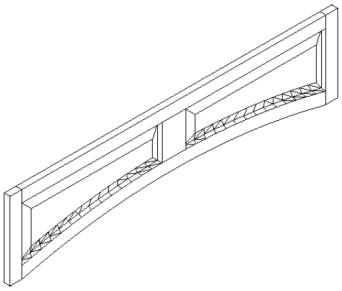

* Center Height	
ARDV3010-ARDV3610	7"
ARDV4210-ARDV7210	7-7/16"

ARDV3010
ARDV3610
ARDV4210
ARDV4810
ARDV5410
ARDV6010
ARDV6610
ARDV7210

cannot be trimmed

Moldings and Decorative Accessories

Mantels, Corbels, Shelves

Mantel

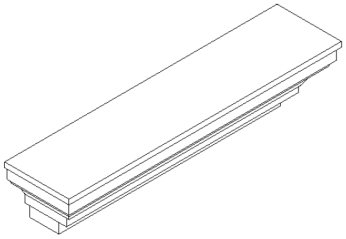



3-1/2" h X 6-3/8" d

MANTEL27
MANTEL30
MANTEL33
MANTEL39
MANTEL45
MANTEL51
MANTEL57
MANTEL60
MANTEL57
MANTEL69

Mantel - Shaker

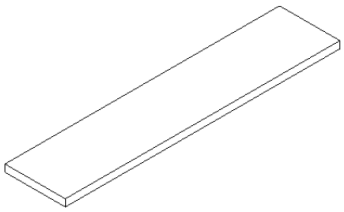



4-1/2" h X 6-3/8" d

MS29
MS35
MS41
MS47
MS53
MS59
MS65
MS71

Counterbalance Bracket

CBPL0412

3-3/4" w X 11-3/4" d

Corbel - Shaker

CS0509

5-9/16" w X 6" d X 9" h

"L" Bracket - Shaker

LBS12

3" w X 6-1/2" d X 12" h

Floating Shelves

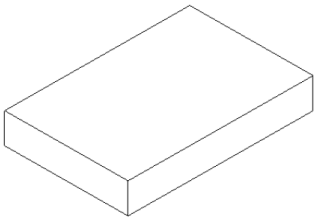

12" deep
3" thick
50lb maximum weight
4"-6" approximate spacing
for perpindulcar support

FLSH18
FLSH21
FLSH24
FLSH27
FLSH30
FLSH33
FLSH36
FLSH42
FLSH48
FLSH54
FLSH60
FLSH66
FLSH72

Custom Shelf Kit

CSK96

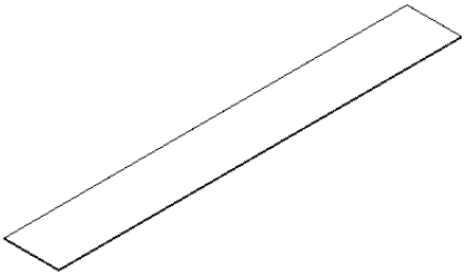

96" w X 13" d X 3/4" thick

Moldings and Decorative Accessories

Legs, Pilasters, Feet

Straight Leg



P42
P42-5

Trimmable
3.5" X 3.5" X 35.5" h
5" X 5" X 35.5" h
3.5" X 3.5" X 35.5" h

Pilasters

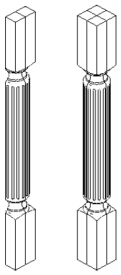

PIL3X1.5X35
PIL3X3X35

Trimmable
3" X 1.5" X 35" h
3" X 3" X 35" h
3" X 1.5" X 35" h

Tapered Leg

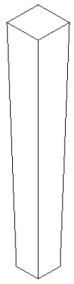

P43-5

Trimmable
5" X 5" X 35.5" h

Pilasters

PIL6X3X35
PIL6X6X35

Trimmable
6" X 3" X 35" h
6" X 6" X 35" h

Pilaster Farm leg

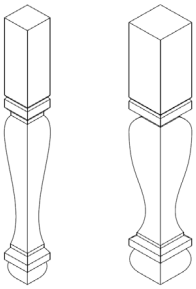

P13-3.5
P13-5

Trimmable
3.5" X 3.5" X 35.5" h
5" X 5" X 35.5" h

Pilaster Leg Shaker

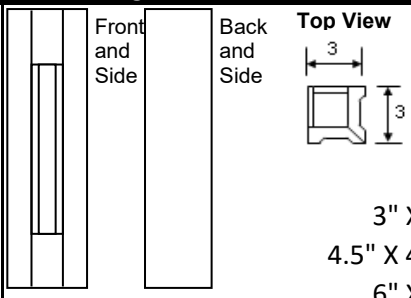

PLS030335
PLS04504535
PLS060635

Trimmable
3" X 3" X 35" h
4.5" X 4.5" X 35" h
6" X 6" X 35" h

Hourglass Leg

P82-5

Trimmable
5" X 5" X 35.5" h

Tapered Foot

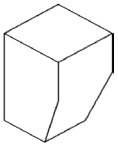

BTF0304

2.25" X 2.25" X 4" h

Plate Covers

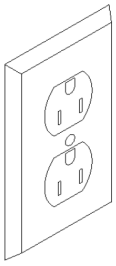

PLATE-OUTLET

Plate only
Outlet not included.

Plate Covers

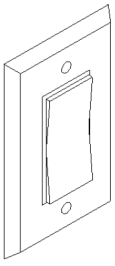

PLATE-ROCKER

Plate only
Rocker not included.

Modular Decorative Items

3" & 6"x48" & 36" Column Corbel Shaker - 18" Depth

PCCS063618L
PCCS063618R
PCCS064818L
PCCS064818R

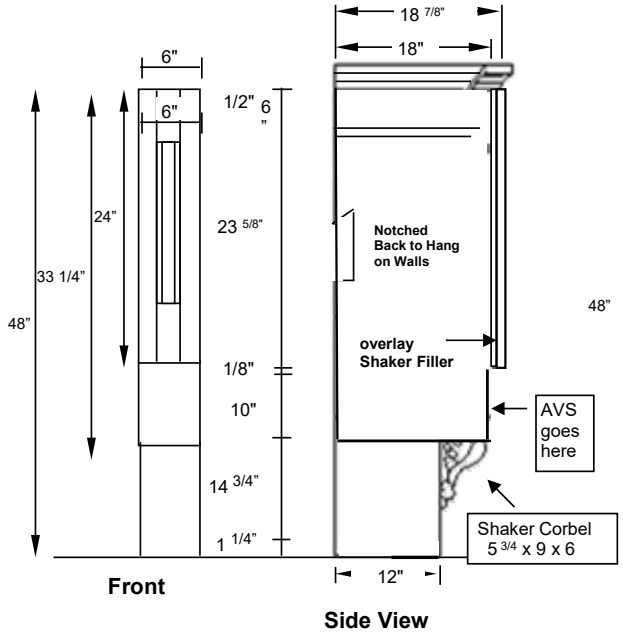

3" & 6"x48" & 36" Column Corbel Shaker - 24" Depth

PCCS063624L
PCCS063624R
PCCS064824L
PCCS064824R

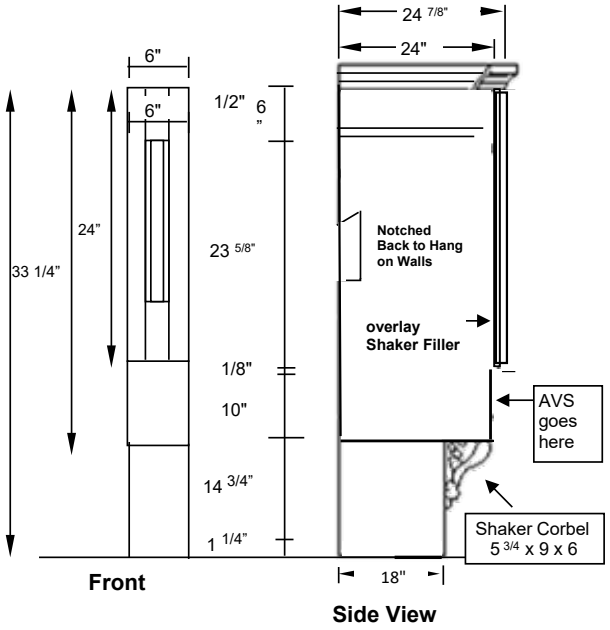

FRONT VIEW OF PCCS064818L/R OR PCCS064824L/R WITH DRFFS AND VALANCE

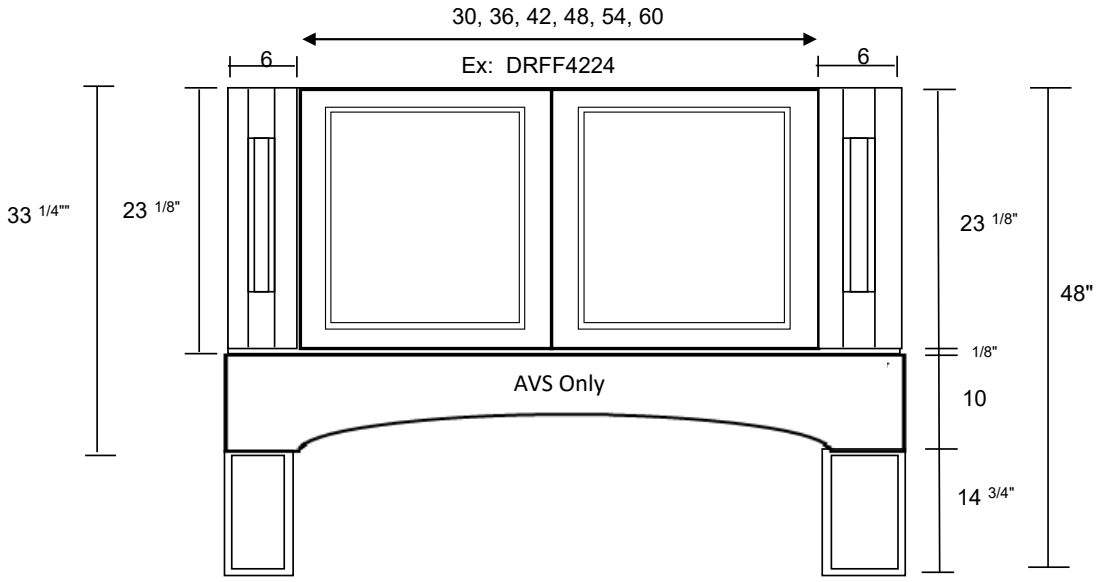

Note: The front frame is 24" high and the Arch Valance runs across both columns and is set 1/8" below DRFF and overlay fillers

Modular Decorative Items

3"x48" Column Corbel Shaker - 18" Depth

PCCS034818L
PCCS034818R

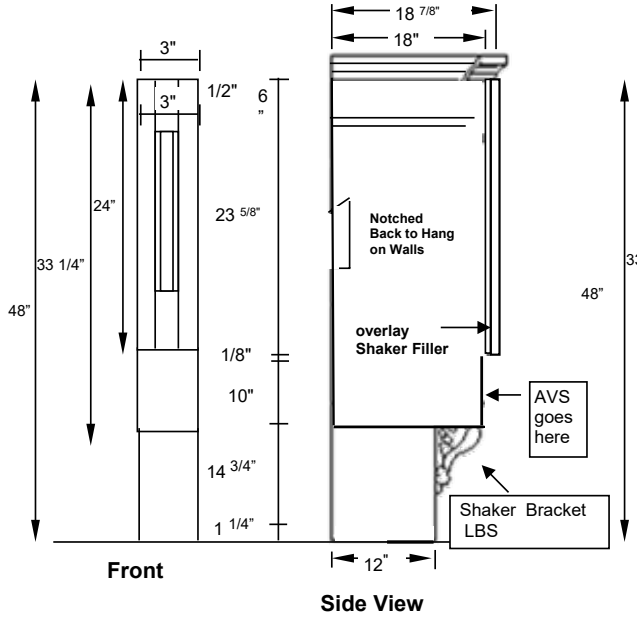

3" x48" Column Corbel Shaker - 24" Depth

PCCS034824L
PCCS034824R

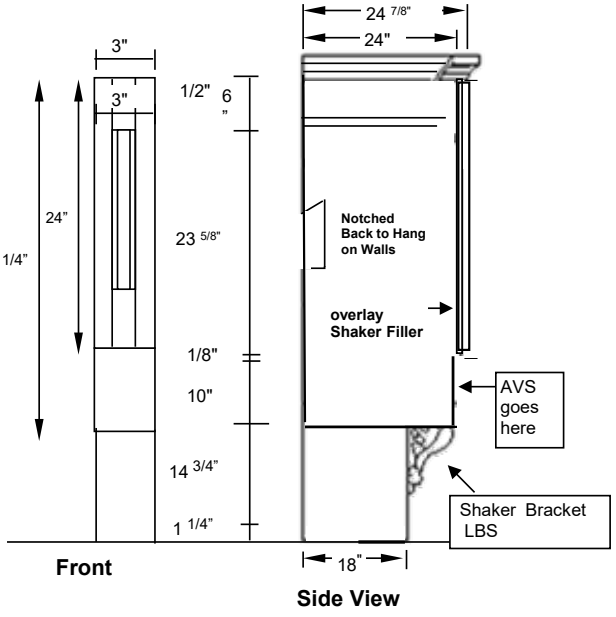

FRONT VIEW OF PCCS034818L/R OR PCCS034824L/R WITH DRFFS AND VALANCE

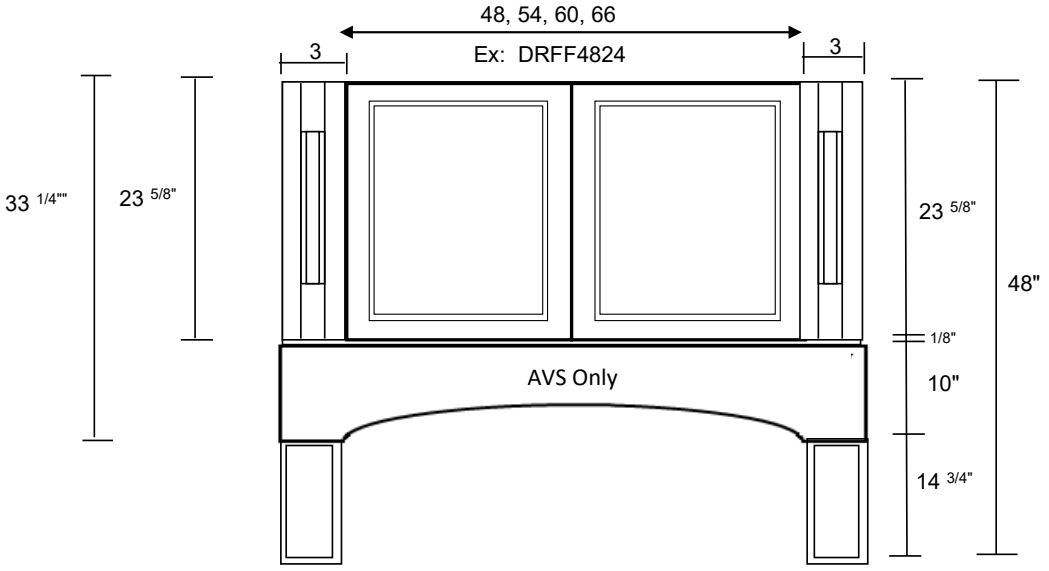

NOTE - If you change the column height from 48" to:

42" Use an 18"h. DRFF

39" Use a 15"h. DRFF

Note: The front frame is 24" high and the Arch Valance runs across both columns and is set 1/8" below DRFF and overlay fillers

Notch (14 3/4") and Valance (10") Can Not Be Changed

Modular Decorative Items

PS Pilaster "Shaker" Single Sided

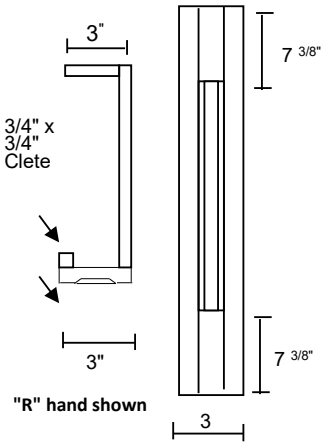

Box not Finished on top or bottom

Actual Heights:
30 = 30 9/16
36 = 36
42 = 41 7/8
48 = 48
54 = 54
60 = 60
84 = 84
90 = 90
96 = 96
102 = 102

Base (24 7/8" Deep)
PS033524L/R
Wall- (12 7/8" Deep)
PS033012L/R
PS033612L/R
PS034212L/R
PS034812L/R
PS035412L/R
PS036012L/R
Wall- 15 7/8" Deep
PS036012L/R
PS034815L/R
PS035415L/R
PS036015L/R
Tall- (12 7/8" Deep)
PS038412L/R
PS039012L/R
PS039612L/R
PS0310212L/R
Tall- (24 7/8" Deep)
PS038424L/R
PS039024L/R
PS039624L/R
PS0310224L/R

PS Pilaster "Shaker" Double Sided

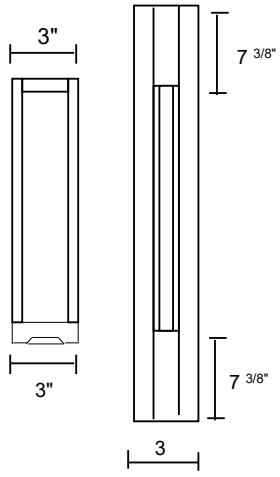

Box not Finished on top or bottom

Actual Heights:
30 = 30 9/16
36 = 36
42 = 41 7/8
48 = 48
54 = 54
60 = 60
84 = 84
90 = 90
96 = 96
102 = 102

Base (24 7/8" Deep)
PS033524
Wall- (12 7/8" Deep)
PS033012
PS033612
PS034212
PS034812
PS035412
PS036012
PS033621-W*
PS034224-W*
PS034824-W*
PS035424-W*
Wall- 15 7/8" Deep
PS034815
PS035415
PS036015
Tall- (12 7/8" Deep)
PS038412
PS039012
PS039612
PS0310212
Tall- (24 7/8" Deep)
PS038424
PS039024
PS039624
PS0310224

*-W = includes finished bottom

Replacement Items

- ***Index***
- ***Miscellaneous Items***
- ***Sample Doors***
- ***Color Blocks***
- ***Door Drilling Information***
- ***Gatehouse***
  - *Doors & Drawer Heads*
  - *Glass & Mullion Doors*
  - *Drawers & Pullouts*
  - *Shelving*
- ***Carriage House***
  - *Doors & Drawer Heads*
  - *Glass & Mullion Doors*
  - *Drawers & Pullouts*
  - *Shelving*
  - *Veneer Shelving*

Replacement Items

Page Location	Item Type	Nomenclature
133	Bumper Pads	BUMPER-PADS
133	Care Kit	CARE-KIT
144	Carriage House Shelves	SH, SH-PLY
145	Carriage House Custom Shelf Kit	CSK
141	Carriage House Doors	DR
143	Carriage House Drawer Cores	RDK
141	Carriage House Drawer Heads	DH
144	Carriage House Full Depth Shelf Kits	FDSK
142	Carriage House Glass / Mullion Doors	DRG / DRM
144	Carriage House Glass Shelf Kits	GSK
144	Carriage House Pantry Shelf Kits	PSK
143	Carriage House Pullout Base Mixer	PO-FAP
143	Carriage House Pullout Trash Kits	RPK-TC
143	Carriage House Pullout Tray Kits	POTC / POKT
143	Carriage House Pullouts	RPK, POKT
143	Carriage House Pullouts with Canisters	PO-CANS
143	Carriage House Spice Pullouts	SPICE RACK
143	Carriage House Trash Can	TRASH CAN
145	Carriage House Veneer Shelves	VSH / VSH-PLY
143	Carriage House Wall Pie Cut Corner Shelves	WPCSH, WPCSH-PLY
143	Carriage House Wall Corner Shelves	WCSH / WDFCSH
134	Color Blocks	COLOR BLOCK
133	Door Display Rack	DISPLAY RACK
136	Gatehouse Doors	DR
138	Gatehouse Drawer Cores	RDK
136	Gatehouse Drawer Heads	DH
139	Gatehouse Full Depth Shelf Kits	FDSK
137	Gatehouse Glass/Mullion Doors	DRG / DRM
139	Gatehouse Pantry Shelf Kits	PSK
138	Gatehouse Pullout Trash Kits	RDK-TC
138	Gatehouse Pullout Tray Kits	POT
138	Gatehouse Pullouts	RPK, POKT
139	Gatehouse Shelves	SH, SH-PLY
138	Gatehouse Spice Pullouts	SPICE-RACK
138	Gatehouse Trash Can	TRASH
140	Gatehouse Veneer Shelves	VSH / VSH-PLY
139	Gatehouse Wall Corner Shelves	WCSH, WCSH-PLY
139	Gatehouse Wall Pie Cut Corner Shelves	WPCSH, WPCSH-PLY
133	Hardware Board	BOARD
133	Hinges and Glides	HINGE, SMG, UMG
132	Screws	MS, SHORT, LONG
133	Sample Door	SAMPLE DOOR
133	Strike Catch	STRIKE-CATCH
133	Shelf Pins	SHELF-PINS
133	Tilt-Out Trays	TOT
133	Touch Up	TU

Replacement Items

Miscellaneous Items

Code	Description
MS100	Machine Screw 1"
MS158	Machine Screw 1 5/8"
MS175	Machine Screw 1 7/8"
SHORT-SCREWS	Installation Screw - Short 1 5/8"
LONG-SCREWS	Installation Screw - Long 3"
STRIKE-CATCH	Strike Catch
BUMPER-PADS	Bumper Pads (200 per sheet)
SHELF-PINS	Standard Wall Shelf Pins (12 per pack)

Salesperson's Sample Items	
BOARDSTD2019	Standard Hardware Board
BOARDUPG2019	Upgrade Hardware Board
SAMPLE DOOR	Sample Door 15 x 18 No Drilling
DISPLAY RACK	Door Display Rack (Holds 15 Doors)
TU-STICK	Touch Up Stick
TU-BOTTLE	Touch Up Bottle
TU-MARKER	Touch Up Marker
CARE-KIT	Complete Touch Up Kit (ALL COLORS)

Hinge and Glides		
HWD	**HINGE**	Non-Soft Close Hinge (GHS)
HWD	**HINGE-SC**	Soft Close Hinge (CHS)
HWD	**HINGE-UCR**	Utility w/ RO & BLS Non-Soft Close Hinge
HWD	**HINGE-UCR-SC**	Utility w/ RO Soft-Close Hinge
HWD	**HINGE-UCS**	Utility w/ SH Non-Soft Close Hinge
HWD	**HINGE-UCS-SC**	Utility w/ SH Soft-Close Hinge
HWD	**SMG21**	21D 3/4 Ext Sidemount Glides
HWD	**SMG18**	18D 3/4 Ext Sidemount Glides
HWD	**SMG21-BTC**	21D Base Trash Can Glides
HWD	**SMG21-BTC-SC**	21D Base Trash Can Glides - Soft Close
HWD	**UMG21-FX-SC**	21D Full Ext Undermount Glides
HWD	**UMG18-FX-SC**	18D Full Ext Undermount Glides
HWD	**UMG-CLIPS**	Undermount Glide Clip
HWD	**UMG-SOCKETS**	Undermount Glide Socket

Individual Tilt Out Trays

MFG Code	Style Code	Item Code	Description
HWD	**XX**	**TOT11**	**11" Tray**
HWD	**XX**	**TOT14**	**14" Tray**
HWD	**XX**	**TOT-HINGE**	**1 Pair Scissor Hinges**

Factory Installed Tilt Out Trays

	# of Trays Installed	
	TOT11	**TOT14**
SB18	1	
SB24		1
SB27		1
SB30	2	
SB33	2	
SB36		2
SB39	2	
SB42		2
SB48 (on 18")	1	
SBB45	2	
SBB48	2	
SBB54		2
SBD45	2	
SBD48	2	
SBD54		2
SBTC45	2	
SBTC48	2	
SBTC54		2
SFD36	1	
SFD42		1

MFG Reason Code: TOT

MFG Code	Style Code	Item Code	Description	
GHS	XX	**CHARGE**	CHARGE LINE	
CHS	XX	**CHARGE**	CHARGE LINE	

* Enter as a Manual Order line item - key in the price - customer discount does not apply

MFG Code	Style Code	Item Code	Description	
DEL	XX	**CHARGE**	DELIVERY CHARGE	

* The delivery code above is a manual line item that user keys into order. You may enter any price you need, customer discount does not apply. Use the Price Code "NS" in the PC code field in your order detail.

Replacement Items

Color Block Information

Code	Description	
CHS NM COLOR BLOCK	1 COLOR BLOCK SAMPLE	
CHS NM BLOCK BOX	1 COLOR BLOCK SAMPLE BOX	
GHS NM COLOR SET	ALL GHS COLOR BLOCK SAMPLES	1 BLOCK BOX IS INCLUDED
CHS NM COLORS ALL	FULL LINES COLOR BLOCK SAMPLES	1 BLOCK BOXES ARE INCLUDED

GHS COLOR SET INCLUDES			
MAPLE	**CHERRY**	**PAINT**	**LAMINATE**
ESPRESSO MAPLE		GRAY	GRAY
HAZELNUT MAPLE		WHITE	WHITE
SAND MAPLE		WILLOW	
WALNUT MAPLE			

COLORS ALL INCLUDES			
MAPLE	**CHERRY**	**PAINT**	
ESPRESSO MAPLE	WALNUT CHERRY	ARCTIC	
HAZELNUT MAPLE	WALNUT BLACK DISTRESSED	BLACK	
PEWTER MAPLE		BLACK DISTRESSED	
SAND MAPLE		BLUE	
WALNUT MAPLE		GRAY	
		SILVER	
		STONE	
		WHITE	
		WILLOW	
		VERDE	

**** Please allow the standard 4 week lead time when ordering COLOR SETS***

**** Lead time for smaller orders of individual COLOR BLOCKS will be handled on a case by case basis***

Door Hinge Drilling Information for GHS and CHS

When ordering replacement doors, it is important to know the following:

1. All doors up to 36" high receive 2 hinge drillings.

2. All GHS and CHS doors 42" high receive 3 hinge drillings; except angled, glass and mullion doors which receive 2 hinge drillings.

3. All angled, glass and mullion doors receive 2 hinge drillings.

4. All 48", 54" and 61" high doors receive 3 hinge drillings.

5. Hinges do not come with the doors - if needed, they must be ordered separately as REPLACEMENT ITEM.

*** Be sure to specify the type of cabinet and manufacturer in REPLACEMENT ITEM detail screen to ensure you receive the correct hinges!! ***

Replacement Items

Gatehouse Doors

	Door Code	Width	Height
12	DR1212	11 17/25	10 27/32
	DR1512	14 11/16	10 27/32
	DR1612	16 3/16	10 27/32
	DR1812	17 11/16	10 27/32
	DR1912	19 3/16	10 27/32
	DR2112	20 11/16	10 27/32
15	DR1515	14 11/16	13 27/32
	DR1615	16 3/16	13 27/32
	DR1815	17 11/16	13 27/32
	DR1915	19 3/16	13 27/32
18	DR0918	8 11/16	16 27/32
	DR1118	11 1/8	16 27/32
	DR1218	11 11/16	16 27/32
	DR1318	13 3/16	16 27/32
	DR1518	14 11/16	16 27/32
	DR1618	16 3/16	16 27/32
	DR1818	17 11/16	16 27/32
	DR1918	19 3/16	16 27/32
	DR2118	20 11/16	16 27/32
	DR2418	23 11/16	16 27/32
21	DR1821	17 11/16	19 18/25
22	DR1222	11 11/16	20 3/8
	DR1322	13 3/16	20 3/8
	DR1522	14 11/16	20 3/8
	DR1622	16 3/16	20 3/8
	DR1822	17 11/16	20 3/8
	DR2122	20 11/16	20 3/8
	DR2422	23 14/25	20 3/8
24	DR1224	11 11/16	22 15/32
	DR1324	13 3/16	22 15/32
	DR1524	14 11/16	22 15/32
	DR1624	16 3/16	22 15/32
	DR1824	17 11/16	22 15/32
	DR1924	19 3/16	22 15/32
	DR2124	20 11/16	22 15/32
	DR2424	23 14/25	22 15/32
25	DR2125	20 11/16	23 15/32
28	DR1228.5	11 11/16	27 3/8
	DR1328.5	13 3/16	27 3/8
	DR1528.5	14 11/16	27 3/8
	DR1828.5	17 11/16	27 3/8
	DR2128.5	19 11/16	27 3/8
30	DR0630	5 11/16	29 13/32
	DR0830	8 1/8	29 13/32
	DR0930	8 11/16	29 13/32
	DR1130	11 1/8	29 13/32
	DR1230	11 11/16	29 13/32
	DR1330	13 3/16	29 13/32
	DR1530	14 11/16	29 13/32
	DR1630	16 3/16	29 13/32
	DR1830	17 11/16	29 13/32
	DR2130	20 11/16	29 13/32
	DR2430	23 11/16	29 13/32
36	DR0636	5 11/16	34 27/32
	DR0936	8 11/16	34 27/32
	DR1136	11 1/8	34 27/32
	DR1236	11 11/16	34 27/32
	DR1336	13 3/16	34 27/32
	DR1536	14 11/16	34 27/32
	DR1636	16 3/16	34 27/32
	DR1836	17 11/16	34 27/32
	DR2136	20 11/16	34 27/32
	DR2436	23 11/16	34 27/32

	Door Code	Width	Height
42	DR0642	5 11/16	40 23/32
	DR0942	8 11/16	40 23/32
	DR1142	11 1/8	40 23/32
	DR1242	11 11/16	40 23/32
	DR1342	13 3/16	40 23/32
	DR1542	14 11/16	40 23/32
	DR1642	16 3/16	40 23/32
	DR1842	17 11/16	40 23/32
	DR2142	20 11/16	40 23/32
	DR2442	23 11/16	40 23/32
48	DR2448	23 11/16	46 13/16
	DR1548-WD	14 11/16	45 9/16
	DR1848-WD	17 11/16	45 9/16
	DR1848-VLC	17 11/16	44 13/16
54	DR1554-WD	14 11/16	51 7/16
	DR1854-WD	17 11/16	51 7/16
61	DR1261	11 11/16	61 7/32
	DR1561	14 11/16	61 7/32
	DR1861	17 11/16	61 7/32
	DR2461	23 11/16	61 7/32

Gatehouse Drawer Heads

	Drawer Head Code	Width	Height
5	DH1505	14 11/16	4 23/32
	DH1805	17 11/16	4 23/32
	DH2405	23 13/32	4 23/32
	DH3005	29 13/32	4 23/32
	DH3605	35 13/32	4 23/32
6	DH1206	11 11/16	6 3/8
	DH1506	14 11/16	6 3/8
	DH1806	17 11/16	6 3/8
	DH1906	19 3/16	6 3/8
	DH2106	20 11/16	6 3/8
	DH2406	23 13/32	6 3/8
	DH2706	26 13/32	6 3/8
	DH3006	29 13/32	6 3/8
	DH3306	32 13/32	6 3/8
	DH3606	35 13/32	6 3/8
	DH3906	38 13/32	6 3/8
9	DH1209	11/16	9
	DH1509	17 7/8	9
	DH1809	11 7/8	9
	DH2109	14 7/8	9
	DH2409	17 7/8	9
11	DH1211	11 11/16	10 27/32
	DH1511	14 11/16	10 27/32
	DH1811	17 11/16	10 27/32
	DH2111	20 11/16	10 27/32
	DH2411	23 13/32	10 27/32
	DH2711	26 13/32	10 27/32
	DH3011	29 13/32	10 27/32
	DH3311	32 13/32	10 27/32
	DH3611	35 13/32	10 27/32
12	DH1512	14 11/16	12 1/2
	DH1812	17 11/16	12 1/2
15	DH2415	24 13/32	15
	DH2715	26 13/32	15
	DH3015	29 13/32	15
	DH3315	32 13/32	15
	DH3615	35 13/32	15

DR Backer Panel	Width	Height
To be used with Door - Range Hood CHS Milan only		
DRBP3609	36	9
DRBP4209	42	9
DRBP4809	48	9
DRBP5409	54	9
DRBP6009	60	9
DRBP6609	66	9

Door for DRBP	Width	Height
To be used with DR Backer Panel. Flat or Recessed Panel only. Raised Panel N/A		
DR0936-RH	35 1/2	8 3/4
DR0942-RH	41 1/2	8 3/4
DR0948-RH	47 1/2	8 3/4
DR0954-RH	53 1/2	8 3/4
DR0960-RH	59 1/2	8 3/4
DR0966-RH	65 1/2	8 3/4

Replacement Items

Gatehouse Glass Doors

	Glass Door Code	Width	Height
15	DRG1515	14 11/16	13 27/32
	DRG1815	17 11/16	13 27/32
18	DRG0918	8 11/16	16 27/32
	DRG1118	10 11/16	16 27/32
	DRG1218	11 11/16	16 27/32
	DRG1318	13 3/16	16 27/32
	DRG1518	14 11/16	16 27/32
	DRG1618	16 3/16	16 27/32
	DRG1818	17 11/16	16 27/32
	DRG2118	20 11/16	16 27/32
24	DRG1224	11 11/16	22 7/16
	DRG1524	14 11/16	22 7/16
	DRG1824	16 3/16	22 7/16
30	DRG1230	11 11/16	29 3/8
	DRG1330	13 3/16	29 3/8
	DRG1530	14 11/16	29 3/8
	DRG1630	16 3/16	29 3/8
	DRG1830	17 11/16	29 3/8
	DRG2130	20 11/16	29 3/8
36	DRG1236	11 11/16	34 13/16
	DRG1336	13 3/16	34 13/16
	DRG1536	14 11/16	34 13/16
	DRG1636	16 3/16	34 13/16
	DRG1836	17 11/16	34 13/16
	DRG2136	20 11/16	34 13/16
42	DRG1242	11 11/16	40 11/16
	DRG1342	13 3/16	40 11/16
	DRG1542	14 11/16	40 11/16
	DRG1642	16 3/16	40 11/16
	DRG1842	17 11/16	40 11/16
	DRG2142	20 11/16	40 11/16
48	DRG1348	13 3/16	47
	DRG1548	14 11/16	47
48	DRG1548-WD	16 3/16	46 1/16
	DRG1848-WD	17 11/16	46 1/16
54	DRG1554-WD	14 11/16	51 7/16
	DRG1854-WD	17 11/16	51 7/16

Gatehouse Mullion Doors

	Mullion Door Code	Width	Height
18	DRM0918	8 11/16	16 27/32
	DRM1218	11 11/16	16 27/32
	DRM1318	13 3/16	16 27/32
	DRM1518	14 11/16	16 27/32
	DRM1618	16 3/16	16 27/32
	DRM1818	17 11/16	16 27/32
	DRM2118	20 11/16	16 27/32
24	DRM1524	14 11/16	22 15/32
	DRM1824	17 11/16	22 15/32
30	DRM1330	12 11/16	29 13/32
	DRM1530	14 11/16	29 13/32
	DRM1630	16 3/16	29 13/32
	DRM1830	17 11/16	29 13/32
	DRM2130	20 11/16	29 13/32
36	DRM1336	12 11/16	34 27/32
	DRM1536	14 11/16	34 27/32
	DRM1636	16 3/16	34 27/32
	DRM1836	17 11/16	34 27/32
	DRM2136	20 11/16	34 27/32
42	DRM1342	12 11/16	40 23/32
	DRM1542	14 11/16	40 23/32
	DRM1642	16 3/16	40 23/32
	DRM1842	17 11/16	40 23/32
	DRM2142	20 11/16	40 23/32
48	DRM1548	14 11/16	46 13/16
48	DRM1548-WD	14 11/16	45 23/32
	DRM1848-WD	17 11/16	45 23/32
54	DRM1554-WD	14 11/16	51 7/16
	DRM1854-WD	17 11/16	51 7/16

Replacement Items

Gatehouse Drawer Cores

** Note: Replacement Drawer Kits "RDK" and "POT" Kits come with inner and outer glide sets*

*Wall Drawers "WD"		Width	Depth	Height
RDK1509	15" Wall Drawer	12 3/8	10 1/8	4
RDK1809	18" Wall Drawer	15 3/8	10 1/8	4
RDK3009	30" Wall Drawer	27 3/8	10 1/8	4
RDK3609	36" Wall Drawer	33 3/8	10 1/8	4

Base Drawer		Width	Depth	Height
RDK1221	12" Base Drawer	9 11/16	20 7/8	4 1/16
RDK1521	15" Base Drawer	12 11/16	20 7/8	4 1/16
RDK1821	18" Base Drawer	15 11/16	20 7/8	4 1/16
RDK1921	19" Base Drawer	16 13/16	20 7/8	4 1/16
RDK2121	21" Base Drawer	18 11/16	20 7/8	4 1/16
RDK2421	24" Base Drawer	21 11/16	20 7/8	4 1/16
RDK2721	27" Base Drawer	24 11/16	20 7/8	4 1/16
RDK3021	30" Base Drawer	27 11/16	20 7/8	4 1/16
RDK3321	33" Base Drawer	30 11/16	20 7/8	4 1/16
RDK3621	36" Base Drawer	33 11/16	20 7/8	4 1/16

Base Drawer Deep		Width	Depth	Height
RDK1221D	12" Base Deep Drawer	9 11/16	21	6
RDK1521D	15" Base Deep Drawer	12 11/16	21	6
RDK1821D	18" Base Deep Drawer	15 11/16	21	6
RDK2121D	21" Base Deep Drawer	18 11/16	21	6
RDK2421D	24" Base Deep Drawer	21 11/16	21	6
RDK2721D	27" Base Deep Drawer	24 11/16	21	6
RDK3021D	30" Base Deep Drawer	27 11/16	21	6
RDK3321D	33" Base Deep Drawer	30 11/16	21	6
RDK3621D	36" Base Deep Drawer	33 11/16	21	6

Vanity Drawer		Width	Depth	Height
RDK1218	12" Vanity Drawer	9 11/16	18	3
RDK1518	15" Vanity Drawer	12 11/16	18	3
RDK1818	18" Vanity Drawer	15 11/16	18	3
RDK2118	21" Vanity Drawer	18 11/16	18	3
RDK2418	24" Vanity Drawer	21 11/16	18	3
RDK2718	27" Vanity Drawer	24 11/16	18	3
RDK3018	30" Vanity Drawer	27 11/16	18	3
RDK3318	33" Vanity Drawer	30 11/16	18	3
RDK3618	36" Vanity Drawer	33 11/16	18	3

Vanity Drawer Deep		Width	Depth	Height
RDK1218D	12" Vanity Deep Drawer	9 11/16	18	6
RDK1518D	15" Vanity Deep Drawer	12 11/16	18	6
RDK1818D	18" Vanity Deep Drawer	15 11/16	18	6
RDK2118D	21" Vanity Deep Drawer	18 11/16	18	6
RDK2418D	24" Vanity Deep Drawer	21 11/16	18	6
RDK2718D	27" Vanity Deep Drawer	24 11/16	18	6
RDK3018D	30" Vanity Deep Drawer	27 11/16	18	6
RDK3318D	33" Vanity Deep Drawer	30 11/16	18	6
RDK3618D	36" Vanity Deep Drawer	33 11/16	18	6

Desk File Drawers "DF"		Width	Depth	Height
RDK1518-AD	15" DF Top Drawer	12 11/16	18	3 1/8
RDK1818-AD	18" DF Top Drawer	15 11/16	18	3 1/8

** Comes with inner glides only, cannot upgrade to soft close glides*

Desk File Deep Drawers "DF"& "DDF"		Width	Depth	Height
RDK1520	15" DF or DDF Bottom Dwr	12 3/4	20	9 13/16
RDK1820	18" DF or DDF Bottom Dwr	15 3/4	20	9 13/16
RDK2920	29" DF or DDF Bottom Dwr	29 3/4	20	9 13/16
RDK3220	32" DF or DDF Bottom Dwr	30 3/4	20	9 13/16
RDK3520	35" DF or DDF Bottom Dwr	36 3/4	20	9 13/16

** Comes with inner glides only, cannot upgrade to soft close glides*

Apron Drawer "AD"		Width	Depth	Height
RDK1818-AD	18" Apron Drawer	18 11/16	18	3 1/8
RDK2418-AD	24" Apron Drawer	21 11/16	18	3 1/8
RDK3018-AD	30" Apron Drawer	27 11/16	18	3 1/8
RDK3618-AD	36" Apron Drawer	33 11/16	18	3 1/8

** Comes with inner glides only, cannot upgrade to soft close glides*

Apron Drawer Keyboard "ADK"		Width	Depth	Height
POKT24	24" ADK Vanity Drwr	20 11/16	20	3/4
POKT30	30" ADK Vanity Drwr	26 11/16	20	3/4
POKT36	36" ADK Vanity Drwr	32 11/16	20	3/4

Gatehouse Pullouts

Pullouts		Width	Depth	Height
RPK1221	12" Pullout	9 11/16	21 5/16	3 1/4
RPK1521	15" Pullout	12 11/16	21 5/16	3 1/4
RPK1821	18" Pullout	15 11/16	21 5/16	3 1/4
RPK1921	19" Pullout	15 1/2	21 5/16	3 1/4
RPK2121	21" Pullout	18 11/16	21 5/16	3 1/4
RPK2421	24" Pullout	21 11/16	21 5/16	3 1/4
RPK2721	27" Pullout	24 11/16	21 5/16	3 1/4
RPK3021	30" Pullout	27 11/16	21 5/16	3 1/4
RPK3321	33" Pullout	30 11/16	21 5/16	3 1/4
RPK3621	36" Pullout	33 11/16	21 5/16	3 1/4

***** MFG CODE "GPO" = GATEHOUSE PULLOUT***

Back of pullouts are 3" high and hold up to 75 lbs.

Pullouts - Bottom Mounted		Width	Depth	Height
RPK1221B	12" Pullout	9 11/16	21	1 1/2
RPK1521B	15" Pullout	12 11/16	21	1 1/2
RPK1821B	18" Pullout	15 11/16	21	1 1/2
RPK1921B	19" Pullout	16 11/16	21	1 1/2
RPK2121B	21" Pullout	18 11/16	21	1 1/2
RPK2421B	24" Pullout	21 11/16	21	1 1/2
RPK2721B	27" Pullout	24 11/16	21	1 1/2
RPK3021B	30" Pullout	27 11/16	21	1 1/2
RPK3321B	33" Pullout	30 11/16	21	1 1/2
RPK3621B	36" Pullout	33 11/16	21	1 1/2

Back of pullouts are 1 1/4" high and hold up to 75lbs.

Pullouts - 21" Deep Base Cabinets		Width	Depth	Height
RPK1218	12" Pullout	9 11/16	18	3 1/4
RPK1518	15" Pullout	12 11/16	18	3 1/4
RPK1818	18" Pullout	15 11/16	18	3 1/4
RPK2118	21" Pullout	18 11/16	18	3 1/4
RPK2418	24" Pullout	21 11/16	18	3 1/4
RPK2718	27" Pullout	24 11/16	18	3 1/4
RPK3018	30" Pullout	27 11/16	18	3 1/4
RPK3318	33" Pullout	30 11/16	18	3 1/4
RPK3618	36" Pullout	33 11/16	18	3 1/4

***** MFG CODE "GPO" = GATEHOUSE PULLOUT***

Holds up to 75 lbs.

**Pullout Tray Kits - Tall Cabinets		Width	Depth	Height
POT15	15" Pullout Tray Kit	12 11/16	21	3 1/4
POT18	18" Pullout Tray Kit	15 11/16	21	3 1/4
POT24	24" Pullout Tray Kit	21 11/16	21	3 1/4
POT30	30" Pullout Tray Kit	27 11/16	21	3 1/4

Inner and Outer Glide Sets Included - Order in Carriage House

Kit is set of (4). Each holds up to 75lbs.

Pullouts- Trash Kits		Width	Depth	Height
RDK1522-TC	15" BTC Trash PO	12 9/32	22 3/16	4
RDK1822-TC	18" BTC Trash PO	15 9/32	22 3/16	4
RDK2122-TC	21" BTC Trash PO	18 9/32	22 3/16	4
RDK1522-TCFH	15" BTCFH Trash PO	12 9/32	22 3/16	4
RDK1822-TCFH	18" BTCFH Trash PO	15 9/32	22 3/16	4
RDK2122-TCFH	21" BTCFH Trash PO	18 9/32	22 3/16	4

Trash Cans		Width	Depth	Height
TRASH-CAN35	35 Qt Trash Can	10 1/2	17 3/4	14
TRASH-CAN50	50 Qt Trash Can	10 1/2	21 3/4	14

*Spice Pullouts		Width	Depth	Height
SPICE-RACK06	For BPO6 cabinet	4 1/2	23 3/4	23 13/16
SPICE-RACK09	For BPO9 cabinet	6 1/2	23 3/4	23 13/16
SPICE-RACK12	For BPO12 cabinet	9 1/2	23 3/4	23 13/16
SPICE RACK15	For BPO15 cabinet	12 1/2	23 3/4	23 13/16
SPICE RACK18	For BPO18 cabinet	15 1/2	23 3/4	23 13/16

** Comes with inner glides only, cannot upgrade to soft close glides*

Replacement Items

Gatehouse Shelves

* Note: Replacement Shelf Kits come with shelf pins

Wall Shelves - 12" Deep "STD Size"		Width	Depth
SH09	9" Shelf	7 7/16	10 3/8
SH12	12" Shelf	10 7/16	10 3/8
SH15	15" Shelf	13 7/16	10 3/8
SH18	18" Shelf	16 7/16	10 3/8
SH21	21" Shelf	19 7/16	10 3/8
SH24	24" Shelf	22 7/16	10 3/8
SH27	27" Shelf	25 7/16	10 3/8
SH30	30" Shelf	28 7/16	10 3/8
SH33	33" Shelf	31 7/16	10 3/8
SH36	36" Shelf	34 7/16	10 3/8
SH39	39" Shelf	37 7/16	10 3/8
SH42	42" Shelf	40 7/16	10 3/8
SH45	45" Shelf	43 7/16	10 3/8
SH48	48" Shelf	46 7/16	10 3/8

Wall Shelves - 15" Deep		Width	Depth
SH1515	15" Deep Shelf	13 7/16	13 7/16
SH1815	15" Deep Shelf	16 7/16	13 7/16
SH2415	15" Deep Shelf	22 7/16	13 7/16
SH3015	15" Deep Shelf	28 7/16	13 7/16
SH3615	15" Deep Shelf	34 7/16	13 7/16

Wall Shelves - 24" Deep		Width	Depth
SH1524	24" Deep Shelf	13 7/16	23 1/8
SH1824	24" Deep Shelf	16 7/16	23 1/8
SH2424	24" Deep Shelf	22 7/16	23 1/8
SH3024	24" Deep Shelf	28 7/16	23 1/8
SH3324	24" Deep Shelf	31 7/16	23 1/8
SH3624	24" Deep Shelf	34 7/16	23 1/8

Wall Corner Shelves		Width	Depth
WCSH24	24" Wall Corner Shelf	22 5/8	22 5/8
WCSH27	27" Wall Corner Shelf	25 5/8	22 5/8
WPCSH24	24" Wall Pie Cut Crnr Shlf	22 7/16	10 3/8

Wall Pie Cut Shelves		
WPCSH24	24" Wall Pie Cut Shelf	

Pantry Shelf Kits (12" Deep Utility)		Width	Depth
PSK15	15" Pantry Shelf Kit- 4pk	13 7/16	10 3/8
PSK18	18" Pantry Shelf Kit- 4pk	16 7/16	10 3/8
PSK24	24" Pantry Shelf Kit- 4pk	22 7/16	10 3/8
PSK30	30" Pantry Shelf Kit- 4pk	28 7/16	10 3/8

Pantry Shelf Kits (15" Deep Utility)		Width	Depth
PSK1515	15" Pantry Shelf Kit- 4pk	13 7/16	13 7/16
PSK1815	18" Pantry Shelf Kit- 4pk	16 7/16	13 7/16
PSK2415	24" Pantry Shelf Kit- 4pk	22 7/16	13 7/16
PSK3015	30" Pantry Shelf Kit- 4pk	28 7/16	13 7/16

Full Depth Shelf Kits (24"d Utility)		Width	Depth
FDSK15	15" Full Depth Shelf Kit- 4p	13 7/16	23 1/8
FDSK18	18" Full Depth Shelf Kit- 4p	16 7/16	23 1/8
FDSK24	24" Full Depth Shelf Kit- 4p	22 7/16	23 1/8
FDSK30	30" Full Depth Shelf Kit- 4p	28 7/16	23 1/8

Gatehouse Shelves - Plywood

* Note: Replacement Shelf Kits come with shelf pins

Wall Shelves - 12"d "STD Size" - Plywood		Width	Depth
SH09-PLY	9" Shelf	7 7/16	10 3/8
SH12-PLY	12" Shelf	10 7/16	10 3/8
SH15-PLY	15" Shelf	13 7/16	10 3/8
SH18-PLY	18" Shelf	16 7/16	10 3/8
SH21-PLY	21" Shelf	19 7/16	10 3/8
SH24-PLY	24" Shelf	22 7/16	10 3/8
SH27-PLY	27" Shelf	25 7/16	10 3/8
SH30-PLY	30" Shelf	28 7/16	10 3/8
SH33-PLY	33" Shelf	31 7/16	10 3/8
SH36-PLY	36" Shelf	34 7/16	10 3/8
SH39-PLY	39" Shelf	37 7/16	10 3/8
SH42-PLY	42" Shelf	40 7/16	10 3/8
SH45-PLY	45" Shelf	43 7/16	10 3/8
SH48-PLY	48" Shelf	46 7/16	10 3/8

Wall Shelves - 15" Deep - Plywood		Width	Depth
SH1515-PLY	15" Deep Shelf	13 7/16	13 7/16
SH1815-PLY	15" Deep Shelf	16 7/16	13 7/16
SH2415-PLY	15" Deep Shelf	22 7/16	13 7/16
SH3015-PLY	15" Deep Shelf	28 7/16	13 7/16
SH3615-PLY	15" Deep Shelf	34 7/16	13 7/16

Wall Shelves - 24" Deep - Plywood		Width	Depth
SH1524-PLY	24" Deep Shelf	13 7/16	23 1/8
SH1824-PLY	24" Deep Shelf	16 7/16	23 1/8
SH2424-PLY	24" Deep Shelf	22 7/16	23 1/8
SH3024-PLY	24" Deep Shelf	28 7/16	23 1/8
SH3324-PLY	24" Deep Shelf	31 7/16	23 1/8
SH3624-PLY	24" Deep Shelf	34 7/16	23 1/8

Wall Corner Shelves - Plywood		Width	Depth
WCSH24-PLY	24" Wall Corner Shelf	22 5/8	22 5/8
WCSH27-PLY	27" Wall Corner Shelf	25 5/8	22 5/8
WPCSH24-PLY	24" Wall Pie Cut Crnr Shlf	22 7/16	10 3/8

WALL PIE CUT SHELVES - Plywood		
WPCSH24-PLY	24" Wall Pie Cut Shelf	

Shelf Hardware	
SHELF PINS	Standard Wall Shelf Pins (12 per pack)

Replacement Items

Gatehouse Veneer Shelves (for Cabinets with Finished Interiors)

Veneer Shelf - Standard Glass and Mullion Cabinets		Width	Depth	Thickness
VSH15	15" Veneer Shelf	13 7/16	10 3/8	3/4
VSH18	18" Veneer Shelf	16 7/16	10 3/8	3/4
VSH21	21" Veneer Shelf	19 7/16	10 3/8	3/4
VSH27	27" Veneer Shelf	25 5/8	10 3/8	3/4
VSH30	30" Veneer Shelf	28 7/16	10 3/8	3/4
VSH33	33" Veneer Shelf	31 7/16	10 3/8	3/4
VSH36	36" Veneer Shelf	34 7/16	10 3/8	3/4

Veneer Shelf - 15" Deep - Glass and Mullion Cabinets		Width	Depth	Thickness
VSH1515	15" Veneer Shelf - 15" Deep	13 7/16	13 3/8	3/4
VSH1815	18" Veneer Shelf - 15" Deep	16 7/16	13 3/8	3/4
VSH3015	30" Veneer Shelf - 15" Deep	28 7/16	13 3/8	3/4
VSH3615	36" Veneer Shelf - 15" Deep	34 7/16	13 3/8	3/4

Wall Corner Shelves		Width	Depth	Thickness
VSHWC24	24" Veneer WC Shelf	22 5/8	22 1/2	3/4
VSHWC27	27" Veneer WC Shelf	25 5/8	22 1/2	3/4

Gatehouse Veneer Shelves (for Cabinets with Finished Interiors) - Plywood

Veneer Shelf - Standard Glass and Mullion Cabinets		Width	Depth	Thickness
VSH15-PLY	15" Veneer Shelf	13 7/16	10 3/8	3/4
VSH18-PLY	18" Veneer Shelf	16 7/16	10 3/8	3/4
VSH21-PLY	21" Veneer Shelf	19 7/16	10 3/8	3/4
VSH27-PLY	27" Veneer Shelf	25 5/8	10 3/8	3/4
VSH30-PLY	30" Veneer Shelf	28 7/16	10 3/8	3/4
VSH33-PLY	33" Veneer Shelf	31 7/16	10 3/8	3/4
VSH36-PLY	36" Veneer Shelf	34 7/16	10 3/8	3/4

Veneer Shelf - 15" Deep - Glass and Mullion Cabinets		Width	Depth	Thickness
VSH1515-PLY	15" Veneer Shelf - 15" Deep	13 7/16	13 3/8	3/4
VSH1815-PLY	18" Veneer Shelf - 15" Deep	16 7/16	13 3/8	3/4
VSH3015-PLY	30" Veneer Shelf - 15" Deep	28 7/16	13 3/8	3/4
VSH3615-PLY	36" Veneer Shelf - 15" Deep	34 7/16	13 3/8	3/4

Wall Corner Shelves		Width	Depth	Thickness
VSHWC24-PLY	24" Veneer WC Shelf	22 5/8	22 1/2	3/4
VSHWC27-PLY	27" Veneer WC Shelf	25 5/8	22 1/2	3/4

Shelf Hardware	
SHELF PINS	Standard Wall Shelf Pins (12 per pack)

Replacement Items

Carriage House Doors

	Door Code	Width	Height
12	DR1212	11 17/25	10 21/25
	DR1512	14 11/16	10 21/25
	DR1612	16 3/16	10 21/25
	DR1812	17 11/16	10 21/25
	DR1912	19 3/16	10 21/25
	DR2112	20 11/16	10 21/25
15	DR1515	14 11/16	13 27/32
	DR1615	16 3/16	13 27/32
	DR1815	17 11/16	13 27/32
	DR1915	19 3/16	13 27/32
18	DR0918	8 11/16	16 27/32
	DR1118	11 1/8	16 27/32
	DR1218	11 11/16	16 27/32
	DR1318	13 3/16	16 27/32
	DR1518	14 11/16	16 27/32
	DR1618	16 3/16	16 27/32
	DR1818	17 11/16	16 27/32
	DR1918	19 3/16	16 27/32
	DR2118	20 11/16	16 27/32
	DR2418	23 11/16	16 27/32
	DR1818-BLUM	17 11/16	16 27/32
	DR2418-BLUM	23 11/16	16 27/32
	DR3018-BLUM	29 11/16	16 27/32
	DR3618-BLUM	35 11/16	16 27/32
21	DR1821	17 11/16	19 18/25
22	DR1222	11 11/16	20 3/8
	DR1322	13 3/16	20 3/8
	DR1522	14 11/16	20 3/8
	DR1622	16 3/16	20 3/8
	DR1822	17 11/16	20 3/8
	DR2122	20 11/16	20 3/8
24	DR1224	11 11/16	22 15/32
	DR1324	13 3/16	22 15/32
	DR1524	14 11/16	22 15/32
	DR1624	16 3/16	22 15/32
	DR1824	17 11/16	22 15/32
	DR1924	19 3/16	22 15/32
	DR2124	20 11/16	22 15/32
	DR2424	23 11/16	22 15/32
25	DR1525	14 11/16	23 7/16
	DR1825	17 11/16	23 7/16
	DR2125	20 11/16	23 7/16
28.5	DR1228.5	11 11/16	27 3/8
	DR1328.5	13 3/16	27 3/8
	DR1528.5	14 11/16	27 3/8
	DR2128.5	20 11/16	27 3/8
	DR1828.5	17 11/16	27 3/8
	DR2128.5	20 11/16	27 3/8
30	DR0630	5 11/16	29 13/32
	DR0830	8 1/8	29 13/32
	DR0930	8 11/16	29 13/32
	DR1130	11 1/8	29 13/32
	DR1230	11 11/16	29 13/32
	DR1330	13 3/16	29 13/32
	DR1530	14 11/16	29 13/32
	DR1630	16 3/16	29 13/32
	DR1830	17 11/16	29 13/32
	DR1930	19 3/16	29 13/32
	DR2130	20 11/16	29 13/32
	DR2430	23 11/16	29 13/32
36	DR0636	5 11/16	34 27/32
	DR0936	8 11/16	34 27/32
	DR1136	11 1/8	34 27/32
	DR1236	11 11/16	34 27/32
	DR1336	13 3/16	34 27/32
	DR1536	14 11/16	34 27/32
	DR1636	16 3/16	34 27/32
	DR1836	17 11/16	34 27/32
	DR1936	19 3/16	34 27/32
	DR2136	20 11/16	34 27/32
	DR2436	23 14/25	34 27/32

	Door Code	Width	Height
42	DR0642	5 11/16	40 23/32
	DR0942	8 11/16	40 23/32
	DR1142	11 1/8	40 23/32
	DR1242	11 11/16	40 23/32
	DR1342	13 3/16	40 23/32
	DR1542	14 11/16	40 23/32
	DR1642	16 3/16	40 23/32
	DR1842	17 11/16	40 23/32
	DR1942	19 3/16	40 23/32
	DR2142	20 11/16	40 23/32
	DR2442	23 11/16	40 23/32
48	DR1148	11 1/8	46 15/16
	DR1248	11 3/4	46 15/16
	DR1348	13 3/4	46 15/16
	DR1548	14 3/4	46 15/16
	DR1648	16 3/4	46 15/16
	DR1848	17 3/4	46 15/16
	DR2148	20 3/4	46 15/16
	DR2448	23 11/16	46 15/16
48	DR1548-WD	14 11/16	46 1/16
	DR1848-WD	17 11/16	46 1/16
	DR1848-VLC	17 11/16	44 13/16
54	DR1554-WD	14 11/16	51 7/16
	DR1854-WD	17 11/16	51 7/16
61	DR1261	11 11/16	61 7/32
	DR1561	14 11/16	61 7/32
	DR1861	17 11/16	61 7/32
	DR2461	23 11/16	61 7/32

Carriage Drawer Heads

	Drawer Head Code	Width	Height
5	DH1505	14 11/16	4 23/32
	DH1805	17 11/16	4 23/32
	DH2405	23 13/32	4 23/32
	DH3005	29 13/32	4 23/32
	DH3305	32 13/32	4 23/32
	DH3605	35 13/32	4 23/32
5.5	DH1505.5	14 11/16	5 15/32
	DH1805.5	17 11/16	5 15/32
6	DH1206	11 11/16	6 3/8
	DH1506	14 11/16	6 3/8
	DH1806	17 11/16	6 3/8
	DH1906	19 3/16	6 3/8
	DH2106	20 11/16	6 3/8
	DH2406	23 13/32	6 3/8
	DH2706	26 13/32	6 3/8
	DH3006	29 13/32	6 7/32
	DH3306	32 13/32	6 7/32
	DH3606	35 13/32	6 7/32
	DH3906	38 13/32	6 7/32
9	DH1209	11 11/16	8 3/4
	DH1509	14 11/16	8 3/4
	DH1809	17 11/16	8 3/4
	DH2109	20 11/16	8 3/4
	DH2409	23 13/32	8 3/4
	DH2709	26 13/32	8 3/4
	DH3009	29 13/32	8 3/4
11	DH1211	11 11/16	10 27/32
	DH1511	14 11/16	10 27/32
	DH1811	17 11/16	10 27/32
	DH2111	20 11/16	10 27/32
	DH2411	23 13/32	10 27/32
	DH2711	26 13/32	10 27/32
	DH3011	29 13/32	10 27/32
	DH3311	32 13/32	10 27/32
	DH3611	35 13/32	10 27/32
12	DH1512	14 11/16	12 1/2
	DH1812	17 11/16	12 1/2
	DH3012	29 13/32	12 1/2
	DH3612	35 13/32	12 1/2
15	DH3015	29 13/32	14 11/16
	DH3315	32 13/32	14 11/16
	DH3615	35 13/32	14 11/16

DR Backer Panel	Width	Height
To be used with Door - Range Hood CHS Milan only		
DRBP3609	36	9
DRBP4209	42	9
DRBP4809	48	9
DRBP5409	54	9
DRBP6009	60	9
DRBP6609	66	9

Door for DRBP	Width	Height
To be used with DR Backer Panel. Flat or Recessed Panel only. Raised Panel N/A		
DR0936-RH	35 1/2	8 3/4
DR0942-RH	41 1/2	8 3/4
DR0948-RH	47 1/2	8 3/4
DR0954-RH	53 1/2	8 3/4
DR0960-RH	59 1/2	8 3/4
DR0966-RH	65 1/2	8 3/4

Replacement Items

Carriage House Glass Doors

	Glass Door Code	Width	Height
15	DRG1515	14 11/16	13 27/32
	DRG1815	17 11/16	13 27/32
18	DRG0918	8 11/16	16 27/32
	DRG1118	10 11/16	16 27/32
	DRG1218	11 11/16	16 27/32
	DRG1318	12 3/16	16 27/32
	DRG1518	14 11/16	16 27/32
	DRG1618	16 3/16	16 27/32
	DRG1818	17 11/16	16 27/32
	DRG1918	19 3/16	16 27/32
	DRG2118	20 11/16	16 27/32
24	DRG1224	11 11/16	22 7/16
	DRG1524	14 11/16	22 7/16
	DRG1824	16 3/16	22 7/16
30	DRG1230	11 11/16	29 3/8
	DRG1330	12 3/16	29 3/8
	DRG1530	14 11/16	29 3/8
	DRG1630	16 3/16	29 3/8
	DRG1830	17 11/16	29 3/8
	DRG2130	20 11/16	29 3/8
36	DRG1236	11 11/16	34 13/16
	DRG1336	12 3/16	34 13/16
	DRG1536	14 11/16	34 13/16
	DRG1636	16 3/16	34 13/16
	DRG1836	17 11/16	34 13/16
	DRG2136	20 11/16	34 13/16
42	DRG1242	11 11/16	40 11/16
	DRG1342	12 3/16	40 11/16
	DRG1542	14 11/16	40 11/16
	DRG1642	16 3/16	40 11/16
	DRG1842	17 11/16	40 11/16
	DRG2142	20 11/16	40 11/16
48	DRG1248	11 11/16	46 15/16
	DRG1348	12 3/16	46 15/16
	DRG1548	14 11/16	46 15/16
	DRG1648	16 3/16	46 15/16
	DRG1848	17 11/16	46 15/16
	DRG2148	20 11/16	46 15/16
48	DRG1548-WD	14 11/16	46 1/16
	DRG1848-WD	17 11/16	46 1/16
54	DRG1554-WD	14 11/16	51 7/16
	DRG1854-WD	17 11/16	51 7/16

Carriage House Mullion Doors

	Mullion Door Code	Width	Height
18	DRM0918	8 11/16	16 27/32
	DRM1218	11 11/16	16 27/32
	DRM1318	13 3/16	16 27/32
	DRM1518	14 11/16	16 27/32
	DRM1618	16 3/16	16 27/32
	DRM1818	17 11/16	16 27/32
	DRM1918	19 3/16	16 27/32
	DRM2118	20 11/16	16 27/32
24	DRM1524	14 11/16	22 15/32
	DRM1824	17 11/16	22 15/32
30	DRM1330	12 11/16	29 13/32
	DRM1530	14 11/16	29 13/32
	DRM1630	16 3/16	29 13/32
	DRM1830	17 11/16	29 13/32
	DRM2130	20 11/16	29 13/32
36	DRM1336	12 11/16	34 27/32
	DRM1536	14 11/16	34 27/32
	DRM1636	16 3/16	34 27/32
	DRM1836	17 11/16	34 27/32
	DRM2136	20 11/16	34 27/32
42	DRM1342	12 11/16	40 23/32
	DRM1542	14 11/16	40 23/32
	DRM1642	16 3/16	40 23/32
	DRM1842	17 11/16	40 23/32
	DRM2142	20 11/16	40 23/32
48	DRM1348	12 11/16	46 13/16
	DRM1548	14 11/16	46 13/16
	DRM1648	16 3/16	46 13/16
	DRM1848	17 11/16	46 13/16
	DRM2148	20 11/16	45 23/32
	DRM1548-WD	14 11/16	45 23/32
	DRM1848-WD	17 11/16	45 23/32
54	DRM1554-WD	14 11/16	51 7/16
	DRM1854-WD	17 11/16	51 7/16

Replacement Items

Carriage House Drawer Cores

** Note: Replacement Drawer Kits "RDK", Replacement Pullout Kits "RPK", and "POT" Kits come with inner and outer glide sets*

*Wall Drawers "WD"		Width	Depth	Height
RDK1509	15" Wall Drawer	12 3/8	10 1/8	4
RDK1809	18" Wall Drawer	15 3/8	10 1/8	4
RDK3009	30" Wall Drawer	27 3/8	10 1/8	4
RDK3609	36" Wall Drawer	33 3/8	10 1/8	4

Base Drawer		Width	Depth	Height
RDK1221	12" Base Drawer	9 3/8	20 7/8	4 1/16
RDK1521	15" Base Drawer	12 3/8	20 7/8	4 1/16
RDK1821	18" Base Drawer	15 3/8	20 7/8	4 1/16
RDK1921	19" Base Drawer	16 13/16	20 7/8	4 1/16
RDK2121	21" Base Drawer	18 3/8	20 7/8	4 1/16
RDK2421	24" Base Drawer	21 3/8	20 7/8	4 1/16
RDK2721	27" Base Drawer	24 3/8	20 7/8	4 1/16
RDK3021	30" Base Drawer	27 3/8	20 7/8	4 1/16
RDK3321	33" Base Drawer	30 3/8	20 7/8	4 1/16
RDK3621	36" Base Drawer	33 3/8	20 7/8	4 1/16

Base Drawer Deep		Width	Depth	Height
RDK1221D	12" Base Deep Drawer	9 3/8	21	6 1/4
RDK1521D	15" Base Deep Drawer	12 3/8	21	6 1/4
RDK1821D	18" Base Deep Drawer	15 3/8	21	6 1/4
RDK2121D	21" Base Deep Drawer	18 3/8	21	6 1/4
RDK2421D	24" Base Deep Drawer	21 3/8	21	6 1/4
RDK2721D	27" Base Deep Drawer	24 3/8	21	6 1/4
RDK3021D	30" Base Deep Drawer	27 3/8	21	6 1/4
RDK3321D	33" Base Deep Drawer	30 3/8	21	6 1/4
RDK3621D	36" Base Deep Drawer	33 3/8	21	6 1/4

Deep Drawers "BDD" "DF"& "DDF"		Width	Depth	Height
RDK1520	15" Drawer - Bottom	12 3/4	20	9 13/16
RDK1820	18" Drawer - Bottom	15 3/4	20	9 13/16
RDK2920	29" Drawer - BDD30	27 1/4	20	9 13/16
RDK3020	30" Drawer - DDF	27 3/4	20	9 13/16
RDK3220	32" Drawer - BDD33	32 3/4	20	9 13/16
RDK3520	35" Drawer - BDD36	32 1/4	20	9 13/16
RDK3620	36" Drawer - DDF	33 3/4	20	9 13/16

Double Deep Drawer		Width	Depth	Height
RDK2421DD	24" BDD	21 3/8	20	9 13/16
RDK2721DD	27" BDD	24 3/8	20	9 13/16

Vanity Drawer		Width	Depth	Height
RDK1218	12" Vanity Drawer	9 3/8	18	4
RDK1518	15" Vanity Drawer	12 3/8	18	4
RDK1818	18" Vanity Drawer	15 3/8	18	4
RDK2118	21" Vanity Drawer	18 3/8	18	4
RDK2418	24" Vanity Drawer	21 3/8	18	4
RDK2718	27" Vanity Drawer	24 3/8	18	4
RDK3018	30" Vanity Drawer	27 3/8	18	4
RDK3318	33" Vanity Drawer	30 3/8	18	4
RDK3618	36" Vanity Drawer	33 3/8	18	4

Vanity Drawer Deep		Width	Depth	Height
RDK1218D	12" Vanity Deep Drawer	9 3/8	18	6 1/4
RDK1518D	15" Vanity Deep Drawer	12 3/8	18	6 1/4
RDK1818D	18" Vanity Deep Drawer	15 3/8	18	6 1/4
RDK2118D	21" Vanity Deep Drawer	18 3/8	18	6 1/4
RDK2418D	24" Vanity Deep Drawer	21 3/8	18	6 1/4
RDK2718D	27" Vanity Deep Drawer	24 3/8	18	6 1/4
RDK3018D	30" Vanity Deep Drawer	27 3/8	18	6 1/4
RDK3318D	33" Vanity Deep Drawer	30 3/8	18	6 1/4
RDK3618D	36" Vanity Deep Drawer	33 3/8	18	6 1/4

Desk File Drawers "DF"		Width	Depth	Height
RDK1518-AD	15" DF Top Drawer	12 3/8	18	3 1/8
RDK1818-AD	18" DF Top Drawer	15 3/8	18	3 1/8

** Comes with inner glides only, cannot upgrade to soft close glides*

Apron Drawer "AD"		Width	Depth	Height
RDK1818-AD	18" Apron Drawer	15 3/8	18	3 1/8
RDK2418-AD	24" Apron Drawer	21 3/8	18	3 1/8
RDK3018-AD	30" Apron Drawer	27 3/8	18	3 1/8
RDK3618-AD	36" Apron Drawer	33 3/8	18	3 1/8

** Comes with inner glides only, cannot upgrade to soft close glides*

Apron Drawer Keyboard "ADK"		Width	Depth	Height
POKT24	24" ADK Vanity Drwr	20 11/16	20	3/4
POKT30	30" ADK Vanity Drwr	26 11/16	20	3/4
POKT36	36" ADK Vanity Drwr	32 11/16	20	3/4

Carriage House Pullouts

Pullouts		Width	Depth	Height
RPK1221	12" Pullout	9 11/16	21 5/16	3 1/4
RPK1521	15" Pullout	12 11/16	21 5/16	3 1/4
RPK1821	18" Pullout	15 11/16	21 5/16	3 1/4
RPK1921	19" Pullout	15 1/2	21 5/16	3 1/4
RPK2121	21" Pullout	18 11/16	21 5/16	3 1/4
RPK2421	24" Pullout	21 11/16	21 5/16	3 1/4
RPK2721	27" Pullout	24 11/16	21 5/16	3 1/4
RPK3021	30" Pullout	27 11/16	21 5/16	3 1/4
RPK3321	33" Pullout	30 11/16	21 5/16	3 1/4
RPK3621	36" Pullout	33 11/16	21 5/16	3 1/4

Back of pullouts are 3" high and hold up to 75 lbs.

Pullouts - Bottom Mounted		Width	Depth	Height
RPK1221B	12" Pullout	9 11/16	21	1 1/2
RPK1521B	15" Pullout	12 11/16	21	1 1/2
RPK1821B	18" Pullout	15 11/16	21	1 1/2
RPK1921B	18" Pullout	15 1/2	21 5/16	1 1/2
RPK2121B	21" Pullout	18 11/16	21	1 1/2
RPK2421B	24" Pullout	21 11/16	21	1 1/2
RPK2721B	27" Pullout	24 11/16	21	1 1/2
RPK3021B	30" Pullout	27 11/16	21	1 1/2
RPK3321B	33" Pullout	30 11/16	21	1 1/2
RPK3621B	36" Pullout	33 11/16	21	1 1/2

Back of pullouts are 1 1/4" high and hold up to 75lbs.

Pullouts - 21" Deep Base Cabinets		Width	Depth	Height
RPK1218	12" Pullout	9 11/16	18	3 1/4
RPK1518	15" Pullout	12 11/16	18	3 1/4
RPK1818	18" Pullout	15 11/16	18	3 1/4
RPK1918	19" Pullout	16 11/16	18	3 1/4
RPK2118	21" Pullout	18 11/16	18	3 1/4
RPK2418	24" Pullout	21 11/16	18	3 1/4
RPK2718	27" Pullout	24 11/16	18	3 1/4
RPK3018	30" Pullout	27 11/16	18	3 1/4
RPK3318	33" Pullout	30 11/16	18	3 1/4
RPK3618	36" Pullout	33 11/16	18	3 1/4

Holds up to 75 lbs.

Pullouts- Bottom Mounted - 21"d Base Cabinets		Width	Depth	Height
RPK1218B	12" Pullout	9 11/16	18	1 1/2
RPK1518B	15" Pullout	12 11/16	18	1 1/2
RPK1818B	18" Pullout	15 11/16	18	1 1/2
RPK2118B	21" Pullout	18 11/16	18	1 1/2
RPK2418B	24" Pullout	21 11/16	18	1 1/2

Pullout Tray Kits - Tall Cabinets		Width	Depth	Height
POT15	15" Pullout Tray Kit	12 11/16	21	3 1/4
POT18	18" Pullout Tray Kit	15 11/16	21	3 1/4
POT24	24" Pullout Tray Kit	21 11/16	21	3 1/4
POT30	30" Pullout Tray Kit	27 11/16	21	3 1/4

Kit is set of (4). Each holds up to 75lbs.

Pullouts- Trash Kits		Width	Depth	Height
RPK1522-TC	15" BTC Base Trash PO	12 9/32	22 3/16	4
RPK1822-TC	18" BTC Base Trash PO	15 9/32	22 3/16	4
RPK2122-TC	21" BTC Base Trash PO	18 9/32	22 3/16	4
RPK1522-TCFH	15" BTCFH Base Trash PO	12 9/32	22 3/16	4
RPK1822-TCFH	18" BTCFH Base Trash PO	15 9/32	22 3/16	4
RPK2122-TCFH	21" BTCFH Base Trash PO	18 9/32	22 3/16	4

Trash Cans		Width	Depth	Height
TRASH-CAN35	35 Qt Trash Can	10 1/2	17 3/4	14
TRASH-CAN50	50 Qt Trash Can	10 1/2	21 3/4	14

*Spice Pullouts		Width	Depth	Height
SPICE-RACK06	For BPO6 cabinet	4 1/2	23 1/2	24 1/2
SPICE-RACK09	For BPO9 cabinet	6 1/2	23 1/2	24 1/2
SPICE-RACK12	For BPO12 cabinet	9 1/2	23 1/2	24 1/2
SPICE-RACK15	For BPO15 cabinet	12 1/2	23 1/2	24 1/2
SPICE-RACK18	For BPO18 cabinet	15 1/2	23 1/2	24 1/2

** Comes with inner glides only, cannot upgrade to soft close glides*

Pullouts w/ Canisters		Width	Depth	Height
PO-CANS0924	For BPOC9	6 1/2	23 1/2	24 1/2
PO-CANS1224	For BPOC12	9 1/2	23 1/2	24 1/2

Pullout - Base Mixer		Width	Depth	Height
RPK1521-FAP		12 11/16	21	3 1/4

Replacement Items

Carraige House Shelves

* Note: Replacement Shelf Kits come with shelf pins

Wall Shelves - 12" Deep "STD Size"		Width	Depth
SH09	9" Shelf	7 7/16	10 3/8
SH12	12" Shelf	10 7/16	10 3/8
SH15	15" Shelf	13 7/16	10 3/8
SH18	18" Shelf	16 7/16	10 3/8
SH21	21" Shelf	19 7/16	10 3/8
SH24	24" Shelf	22 7/16	10 3/8
SH27	27" Shelf	25 7/16	10 3/8
SH30	30" Shelf	28 7/16	10 3/8
SH33	33" Shelf	31 7/16	10 3/8
SH36	36" Shelf	34 7/16	10 3/8
SH39	39" Shelf	37 7/16	10 3/8
SH42	42" Shelf	40 7/16	10 3/8
SH45	45" Shelf	43 7/16	10 3/8
SH48	48" Shelf	46 7/16	10 3/8

Wall Shelves - 15" Deep		Width	Depth
SH1515	15" Deep Shelf	13 7/16	14 1/16
SH1815	15" Deep Shelf	16 7/16	14 1/16
SH2415	15" Deep Shelf	22 9/16	14 1/16
SH3015	15" Deep Shelf	28 7/16	14 1/16
SH3615	15" Deep Shelf	34 7/16	14 1/16
SH4815	15" Deep Shelf	46 7/16	14 1/16

Wall Shelves - 24" Deep		Width	Depth
SH1524	24" Deep Shelf	13 7/16	23 1/8
SH1824	24" Deep Shelf	16 7/16	23 1/8
SH2424	24" Deep Shelf	22 7/16	23 1/8
SH3024	24" Deep Shelf	28 7/16	23 1/8
SH3324	24" Deep Shelf	31 7/16	23 1/8
SH3624	24" Deep Shelf	34 7/16	23 1/8

Wall Corner Shelves		Width	Depth
WCSH24	24" Wall Corner Shelf	22 5/8	22 5/8
WCSH27	27" Wall Corner Shelf	25 5/8	22 5/8
WPCSH24	24" Wall Pie Cut Corner Shelf	22 7/16	10 3/8

Wall Pie Cut Shelves			
WPCSH24	24" Wall Pie Cut Shelf		

Pantry Shelf Kits (12" Deep Utility)		Width	Depth
PSK15	15" Pantry Shelf Kit- 4pk	13 7/16	10 3/8
PSK18	18" Pantry Shelf Kit- 4pk	16 7/16	10 3/8
PSK24	24" Pantry Shelf Kit- 4pk	22 7/16	10 3/8
PSK30	30" Pantry Shelf Kit- 4pk	28 7/16	10 3/8

Pantry Shelf Kits (15" Deep Utility)		Width	Depth
PSK1515	15" Pantry Shelf Kit- 4pk	13 9/16	14 1/16
PSK1815	18" Pantry Shelf Kit- 4pk	16 9/16	14 1/16
PSK2415	24" Pantry Shelf Kit- 4pk	22 9/16	14 1/16
PSK3015	30" Pantry Shelf Kit- 4pk	28 9/16	14 1/16

Full Depth Shelf Kits (24" Deep Utility)		Width	Depth
FDSK15	15" Full Depth Shelf Kit- 4pk	13 7/16	23 1/8
FDSK18	18" Full Depth Shelf Kit- 4pk	16 7/16	23 1/8
FDSK24	24" Full Depth Shelf Kit- 4pk	22 7/16	23 1/8
FDSK30	30" Full Depth Shelf Kit- 4pk	28 7/16	23 1/8

Carriage House Shelves - Plywood

* Note: Replacement Shelf Kits come with shelf pins

Wall Shelves - 12" Deep "STD Size" - Plywood		Width	Depth
SH09-PLY	9" Shelf	7 7/16	10 3/8
SH12-PLY	12" Shelf	10 7/16	10 3/8
SH15-PLY	15" Shelf	13 7/16	10 3/8
SH18-PLY	18" Shelf	16 7/16	10 3/8
SH21-PLY	21" Shelf	19 7/16	10 3/8
SH24-PLY	24" Shelf	22 7/16	10 3/8
SH27-PLY	27" Shelf	25 7/16	10 3/8
SH30-PLY	30" Shelf	28 7/16	10 3/8
SH33-PLY	33" Shelf	31 7/16	10 3/8
SH36-PLY	36" Shelf	34 7/16	10 3/8
SH39-PLY	39" Shelf	37 7/16	10 3/8
SH42-PLY	42" Shelf	40 7/16	10 3/8
SH45-PLY	45" Shelf	43 7/16	10 3/8
SH48-PLY	48" Shelf	46 7/16	10 3/8

Wall Shelves - 15" Deep - Plywood		Width	Depth
SH1515-PLY	15" Deep Shelf	13 7/16	14 1/16
SH1815-PLY	15" Deep Shelf	16 7/16	14 1/16
SH2415-PLY	15" Deep Shelf	22 9/16	14 1/16
SH3015-PLY	15" Deep Shelf	28 7/16	14 1/16
SH3615-PLY	15" Deep Shelf	34 7/16	14 1/16
SH4815-PLY	15" Deep Shelf	48 7/16	14 1/16

Wall Shelves - 24" Deep - Plywood		Width	Depth
SH1524-PLY	24" Deep Shelf	13 7/16	23 1/8
SH1824-PLY	24" Deep Shelf	16 7/16	23 1/8
SH2424-PLY	24" Deep Shelf	22 7/16	23 1/8
SH3024-PLY	24" Deep Shelf	28 7/16	23 1/8
SH3324-PLY	24" Deep Shelf	31 7/16	23 1/8
SH3624-PLY	24" Deep Shelf	34 7/16	23 1/8

Wall Corner Shelves - Plywood		Width	Depth
WCSH24-PLY	24" Wall Corner Shelf	22 5/8	22 5/8
WCSH27-PLY	27" Wall Corner Shelf	25 5/8	22 5/8
WPCSH24-PLY	24" Wall Pie Cut Corner Shelf	22 7/16	10 3/8

WALL PIE CUT SHELVES - Plywood			
WPCSH24-PLY	24" Wall Pie Cut Shelf		

Glass Shelf Kits - 3/8" thick		Width	Depth
GSK15/2	15" with 2 Shelves	13 7/16	10 3/8
GSK15/3	15" with 3 Shelves	13 7/16	10 3/8
GSK18/2	18" with 2 Shelves	16 7/16	10 3/8
GSK18/3	18" with 3 Shelves	16 7/16	10 3/8
GSK30/2	30" with 2 Shelves	28 7/16	10 3/8
GSK30/3	30" with 3 Shelves	28 7/16	10 3/8
GSK33/2	33" with 2 Shelves	31 7/16	10 3/8
GSK33/3	33" with 3 Shelves	31 7/16	10 3/8
GSK36/2	36" with 2 Shelves	34 7/16	10 3/8
GSK36/3	36" with 3 Shelves	34 7/16	10 3/8

Shelf Hardware	
SHELF-PINS	Standard Wall Shelf Pins (12 per pack)

Replacement Items

Carriage House Veneer Shelves
(for Cabinets with Finished Interiors)

Veneer Shelf - Std WG/WM Cabinets		Width	Depth	Thickness
VSH15	15" Veneer Shelf	13 7/16	10 3/8	3/4
VSH18	18" Veneer Shelf	16 7/16	10 3/8	3/4
VSH21	21" Veneer Shelf	19 7/16	10 3/8	3/4
VSH24	24" Veneer Shelf	22 7/16	10 3/8	3/4
VSH27	27" Veneer Shelf	25 7/16	10 3/8	3/4
VSH30	30" Veneer Shelf	28 7/16	10 3/8	3/4
VSH33	33" Veneer Shelf	31 7/16	10 3/8	3/4
VSH36	36" Veneer Shelf	34 7/16	10 3/8	3/4

Veneer Shelf - 15"d WG/WM Cabinets		Width	Depth	Thickness
VSH1515	15" Veneer Shelf - 15" Deep	13 7/16	13 3/8	3/4
VSH1815	18" Veneer Shelf - 15" Deep	16 7/16	13 3/8	3/4
VSH3015	30" Veneer Shelf - 15" Deep	28 7/16	13 3/8	3/4
VSH3615	36" Veneer Shelf - 15" Deep	34 7/16	13 3/8	3/4

Veneer Shelf Full Width - Finished with C		Width	Depth	Thickness
VSHFW30	30" Veneer Shelf	30	10 3/8	3/4
VSHFW33	33" Veneer Shelf	33	10 3/8	3/4
VSHFW36	36" Veneer Shelf	36	10 3/8	3/4
VSHFW42	42" Veneer Shelf	42	10 3/8	3/4

Wall Corner Shelves		Width	Depth	Thickness
VSHWC24	24" Veneer WC Shelf	22 5/8	22 1/2	3/4
VSHWC27	27" Veneer WC Shelf	25 5/8	22 1/2	3/4

Carriage House Veneer Shelves - Plywood
(for Cabinets with Finished Interiors)

Veneer Shelf - 15" Deep - Glass and M		Width	Depth	Thickness
VSH15-PLY	15" Veneer Shelf	13 7/16	10 3/8	3/4
VSH18-PLY	18" Veneer Shelf	16 7/16	10 3/8	3/4
VSH21-PLY	21" Veneer Shelf	19 7/16	10 3/8	3/4
VSH24-PLY	24" Veneer Shelf	22 7/16	10 3/8	3/4
VSH27-PLY	27" Veneer Shelf	25 7/16	10 3/8	3/4
VSH30-PLY	30" Veneer Shelf	28 7/16	10 3/8	3/4
VSH33-PLY	33" Veneer Shelf	31 7/16	10 3/8	3/4
VSH36-PLY	36" Veneer Shelf	34 7/16	10 3/8	3/4

Veneer Shelf - 15" Deep - Glass and Mulli		Width	Depth	Thickness
VSH1515-PLY	15" Veneer Shelf	13 7/16	13 3/8	3/4
VSH1815-PLY	18" Veneer Shelf	16 7/16	13 3/8	3/4
VSH3015-PLY	30" Veneer Shelf	28 7/16	13 3/8	3/4
VSH3615-PLY	36" Veneer Shelf	34 7/16	13 3/8	3/4

Veneer Shelf Full Width - Finished with C		Width	Depth	Thickness
VSHFW30-PL	30" Veneer Shelf	30	12	3/4
VSHFW33-PL	33" Veneer Shelf	33	12	3/4
VSHFW36-PL	36" Veneer Shelf	36	12	3/4
VSHFW42-PL	42" Veneer Shelf	42	12	3/4

Wall Corner Shelves		Width	Depth	Thickness
VSHWC24-PL	24" Veneer Shelf	22 5/8	22 1/2	3/4
VSHWC27-PL	27" Veneer Shelf	25 5/8	22 1/2	3/4

Custom Shelf Kit		Width	Depth	Thickness
CSK96	96" Long Wood Veneer Shelf	96	13	3/4

Shelf Hardware	
SHELF-PINS	Standard Wall Shelf Pins (12 per pack)

EURO Specifications: Cabinet Construction and Modification Options

Code	Description		Code	Description	Page
AD	Apron Drawer	190	**OTK**	Oven Trim Kit	205
ALMSTL	Alumasteel Liner	193	**PB**	Panel Backer	194
B	Base	174	**POT**	Pullout Tray Kits	202
B4D	Base 4 Drawer	174	**POTC**	Pullouts - Trash Can	202
BBC	Base Blind Corner	177	**PSK**	Pantry Shelf Kits	202
BBCFHSO	Base Blind Corner for Height Swing Out	177	**RDK**	Drawer Kits	201
BBCSO	Base Blind Corner Swing Out	177	**RDKM**	Euro Tech Drawer Kits	201
BCS	Base Corner Shelf "Similar to BLS"	177	**RPK**	Euro Pull Outs	202
BCT	Base Cooktop	175	**SAMPLE DOOR**	Sample Door 15" x 18" No Drilling	197
BDCT	Base Drawer Cooktop	175	**SB**	Sink Base	176
BD	Base Drawer	174	**SBFH**	Sink Base Full Height	176
BD-ADA	Base Drawer-ADA	178	**SBFS**	Sink Base Farm Sink	177
BDD	Base Deep Drawer	174	**SBRF-ADA**	Sink Base Full Height Removable Front - ADA	178
BDRT	Base Drawer Range Top	176	**SH**	Euro Shelves	202
BFH	Base Full Height	174	**SHOE**	Shoe Housing	195
BLS	Base Lazy Susan	177	**SMG21-BTC**	21D Base Trash Can Glides	196
BMW	Base Microwave Cabinet	176	**SPICE RACK**	Euro Spice Pullouts	202
BPO	Base Pullout	175	**SS**	Scribe	195
BT	Base Tray	175	**TKC**	Toe Kick Cover	195
BTC	Base Trash Cabinet	175	**TRASH CAN**	Euro Trash Can	202
BTCFH	Base Trash Cabinet Full Height	175	**UC**	Utility Cabinet	182
BTC-VDD	Base Trash Cabinet with Vanity-Depth Drawer	175	**V1D**	Vanity 1 Drawer	188
CF	Corner Filler (Flat or Overlay)	193	**V4D**	Vanity 4 Drawer	189
COLOR BLOCK	1 Color Block Sample	197	**VB**	Vanity Base	188
CT	Cutlery Tray Drawer Insert	196	**VB-ADA**	Vanity Base - ADA	190
DDF	Desk Deep File	190	**VBD**	Vanity Base Drawer	188
DF	Desk File	190	**VBDD**	Vanity Base Double Drawer	188
DFH	Desk Full Height	190	**VBRF-ADA**	Vanity Base Removable Front - ADA	189
DH	Euro Drawer Heads	200	**VBS**	Vanity Base Space Saver	188
DR	Euro Doors	200	**VD**	Vanity Drawer	189
DRG	Euro Glass Doors	200	**VD-ADA**	Vanity Drawer - ADA	190
EFF	End Filler Flat	187	**VL**	Vanity Linen	189
EFF-R	End Filler Flat with Return	187	**VSB**	Vanity Sink Base	189
EFO	End Filler with Overlay	194	**VSB-HV-ADA**	Vanity Sink Base - Hanging Vanity - ADA	189
EFO-R	End Filler with Overlay with Return	194	**W**	Wall	160-161
EFO-FR	End Filler with Overlay with Full Return	194	**WBC**	Wall Blind Corner	162
EP	End Panel	194	**WC**	Wall Corner	162
EPB, EPW	End Panel (Skin)	194	**WCSH/WPCSH**	Euro Wall Corner Shelves	202
F	Filler	193	**WD**	Wall Drawer	162
F-ALMSTL	Alumasteel Filler	193	**WFLIP**	Wall Flip Up	161
F-OL	Filler with Overlay	193	**WG**	Wall Glass	168-169
FDSK	Euro Full Depth Shelf Kits	202	**WGC**	Wall Glass Corner	169
FLSH	Floating Shelf	195	**WGD**	Wall Glass Drawer	169
FTK	Furniture Toe Kick	195	**WGFLIP**	Wall Glass Flip Up	169
FSF	Farm Sink Front	173	**WGLIFT**	Wall Glass Lift Up	169
HAVF	Hanging Apron Vanity Front	189	**WGPC**	Wall Glass Pie Cut Corner	169
HINGE, SMG	Hinges and Glides	199	**WLIFT**	Wall Lift-Up	162
HWD	Standard/Upgraded/Upgraded 2 Hardware	192-193	**WPC**	Wall Pie Cut	162
LAMINATE	Laminate Sheet	193	**WRH**	Wall Range Hood	163
OC	Oven Cabinet	183			

- ***Construction Features, Upgrade Options & Available Modifications***

Specification Guides

The following illustrations show the height dimensions of cabinets, doors, and drawers to assist with placement and alignment, during the design and installation process. Noted door and drawer dimensions are nominal. For exact sizes, consult the Replacement Items section. The typical 4-1/2" high toekick and a 1-1/2" thick countertop are both shown for a total height of 36".

84" High Cabinet Top Alignment

Note: 30" H wall cabinets, installed 54" off the finished floor, provides 18" clearance below the wall cabinets to a typical countertop height of 36".

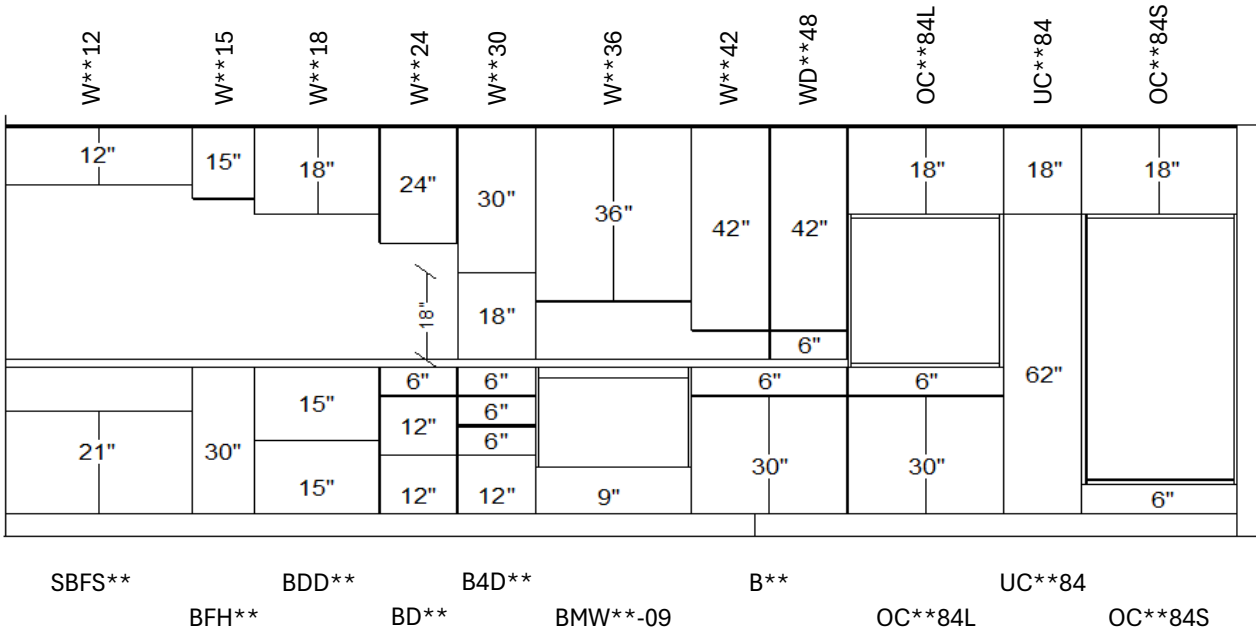

90" High Cabinet Top Alignment

Note: 36" H wall cabinets, installed 54" off the finished floor, provides 18" clearance below the wall cabinets to a typical countertop height of 36".

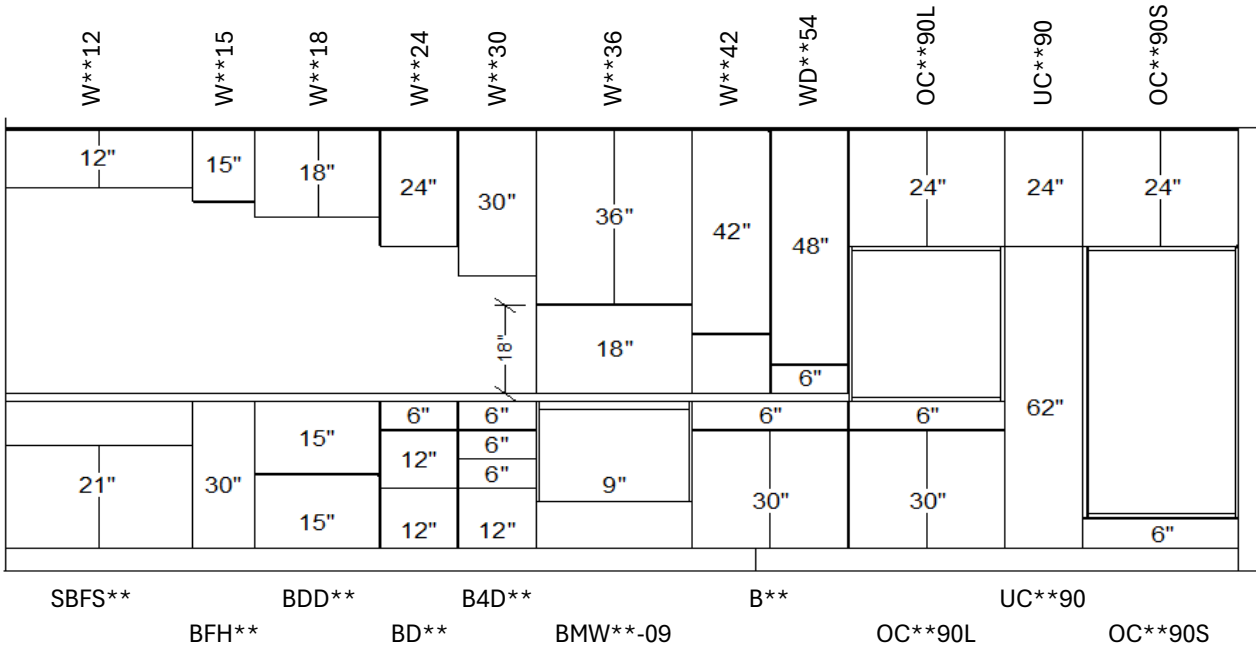

96" High Cabinet Top Alignment

Note: 42" H wall cabinets, installed 54" off the finished floor, provides 18" clearance below the wall cabinets to a typical countertop

height of 36".

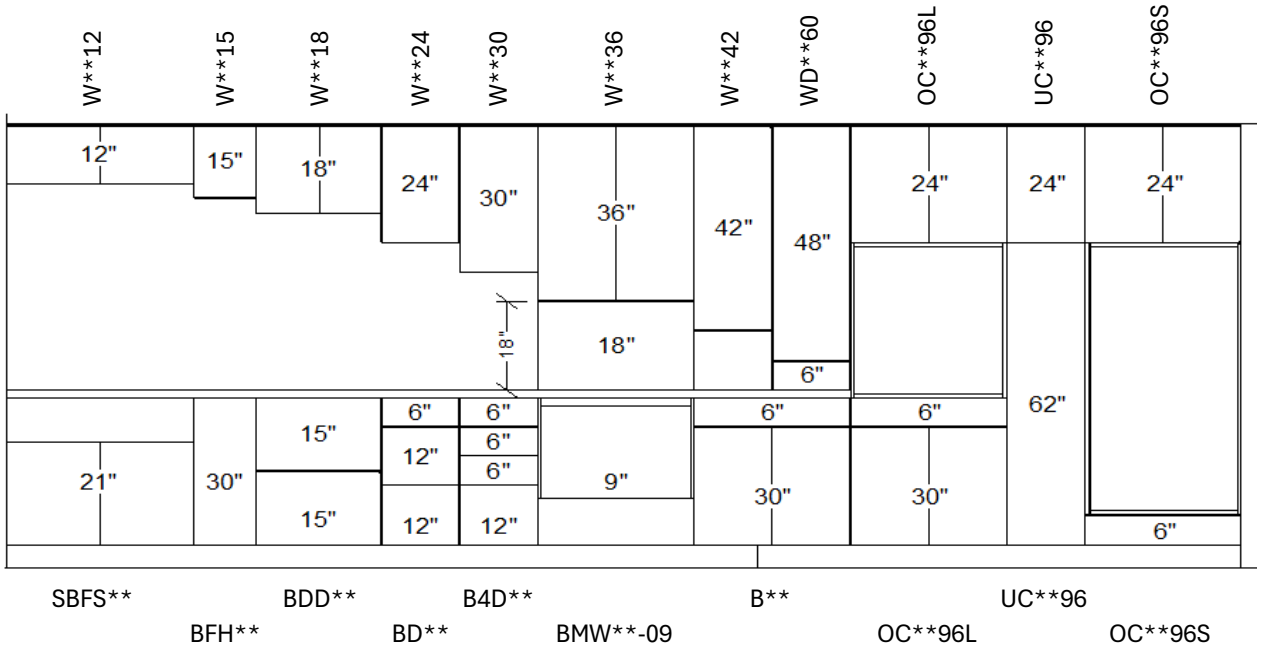

Vanity Cabinet Alignment

Note: Vanity Cabinets are 34-1/2" high.

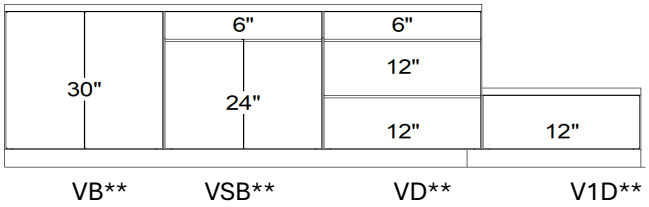

Office Cabinet Alignment

Note: Office Cabinets are 29-1/2" high.

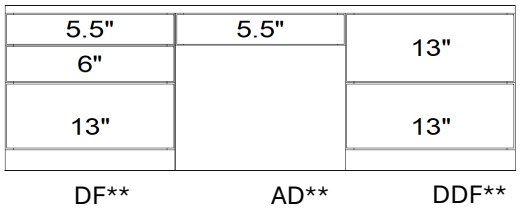

ADA Cabinet Alignment

Note: ADA Cabinets are 32-1/2" high.

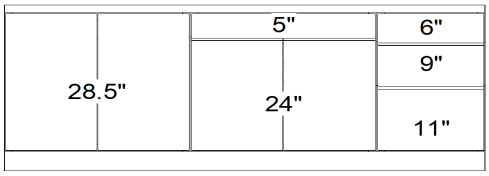

SBFHRF**-ADA
VBRF**-ADA

BD**-ADA
VD**-ADA

VSB**HV-ADA

EURO Specifications: Cabinet Construction and Modification Options

Euro Series Standard Construction Features
• Horizontal Construction Braces
• Unfinished Sides, Tops & Bottoms - 5/8" Thick Furniture Board
• Gray Laminate Interior Finish (Capri - Interior of End Panel Matches Door)
• 5/8" Gray Laminated Pinned Furniture Board Drawer Box with Undermount Full Access Glides, Soft-Close
• 3/4" Thick Gray Furniture Board Shelves with PVC Edge Banding
• Half Depth Fixed Base Shelf
• Adjustable Door Hinges, Non-Soft Close
• 10-Year Factory Warranty

Upgraded Construction Options (A La Carte Upgrades)	
Code	**Description**
SCH	Soft-Close Adjustable Door Hinges
ETD	Euro Tech Drawer Box with Full Extension Soft-Close Glides
UPO	Mid Mounted Gray Laminated Pinned Pull-Out Tray, Soft-Close
2PO	Bottom Mounted Gray Laminated Pinned Pull-Out Tray, Soft-Close
VL/VR/VV	Finished Sides - 5/8" Thick Furniture Board with Matching Laminate Exterior
BOX	Box with No Doors or Drawer Heads

Finished Side Charges	
Description	**Veneer Code**
12" High - Wall	WV12
15" High - Wall	WV15
18" High - Wall	WV18
24" High - Wall	WV24
30" High - Wall	WV30
36" High - Wall	WV36
42" High - Wall	WV42
48" High - Wall	WV48
54" High - Wall	WV54
60" High - Wall	WV60
Base OR Vanity	BV34
84" High - Taller	BV84
90" High - Taller	BV90
96" High - Taller	BV96

Available Modifications	
Code	**Description**
NGL	No Glass Door
FTA	Feet Add-On
NFT	No Adjustable Feet
364	Box Only (No Doors/Drawer Heads/Drawer Box/Hinges)
BNS*	Box Only-No Fixed Shelf (No Doors/ Drawer Heads/ Drawer Box/Hinges/Fixed Shelf) * Note: To Be Used on Base Cabinetry Only

EURO Doors and Finishes

- ***Door Style Quick References***
- ***Door Styles & Finish Information***

EURO Doors and Finishes

Style Name	Style Code	Price Column	Species	Door	Drawer Head
Vista					
Driftwood	VD	E	Textured Laminate	5-Piece	Matching
Sienna					
Driftwood	ID	C	Textured Laminate	1-Piece	1-Piece
North Latitude	IN	C	Textured Laminate	1-Piece	1-Piece
River Rock	IV	C	Textured Laminate	1-Piece	1-Piece
West Latitude	IW	C	Textured Laminate	1-Piece	1-Piece
Sahara	IS	C	Textured Laminate	1-Piece	1-Piece
IMPERVIA COLLECTION					
San Moreno					
White	MG	E	Laminate	5-Piece	Matching
Silver	MW	E	Laminate	5-Piece	Matching

EURO Doors and Finishes

VISTA	TEXTURED LAMINATE	AVAILABLE FINISHES
	3/4" Thick Textured Laminate Slim Shaker Panel Full Overlay 6 Way Adjustable Concealed Hinge Matching Drawer Head ***Decorative hardware is required**	• Driftwood

SIENNA	TEXTURED LAMINATE	AVAILABLE FINISHES
	3/4" Thick Textured Laminate Slab Panel Full Overlay 6 Way Adjustable Concealed Hinge One Piece Drawer Head Vertical Grain Direction ***Decorative hardware is required**	• Driftwood • North Latitude • River Rock • Sahara • West Latitude

SAN MORENO	LAMINATE	AVAILABLE FINISHES
	Impervia Collection Laminate Shaker Panel Full Overlay 6 Way Adjustable Concealed Hinge Five-Piece Drawer Head ***Decorative hardware is required**	• White • Silver

EURO Doors and Finishes

FROSTED GLASS	Available EURO Door Styles
	Available on all EURO Door Styles Vista glass door manufactured as a sienna glass door.

- ***Index***
- ***Construction Options & Modifications Key***
- ***Cabinet Selection***

EURO Wall Cabinetry

Page Location	Cabinet Type	Nomenclature
159	Construction Options & Modifications Key	
160-161	Wall	W
162	Wall Blind Corner	WBC
162	Wall Corner	WC
162	Wall Pie Cut	WPC
162	Wall Drawer	WD
161	Wall Flip Up	WFLIP
162	Wall Lift Up	WLIFT
163	Wall Range Hood	WRH

Wall Cabinets

Finished Side Charges	
Description	**Veneer Code**
12" High - Wall	WV12
15" High - Wall	WV15
18" High - Wall	WV18
24" High - Wall	WV24
30" High - Wall	WV30
36" High - Wall	WV36
42" High - Wall	WV42
48" High - Wall	WV48
54" High - Wall	WV54
60" High - Wall	WV60

Cabinet Modification Codes	
FTA	Feet Add-On
NFT	No Adjustable Feet
364	Box Only (No Doors/Drawer Heads/Drawer Box/Hinges)
SCH	Soft-Close Adjustable Door Hinges
ETD	Euro Tech Drawer Box with Full Extension Soft-Close Glides
BOX	Box with No Doors or Drawer Heads

EURO Wall Cabinetry

Wall Cabinets

	Width	Height	Depth	Cabinet Doors	
Wall - Height: 12"					
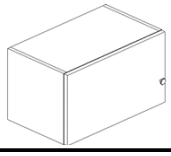 **W1512 L/R**	15	12	12	◆ (1) DR1512	No Shelf
W2112 L/R	21	12	12	◆ (1) DR2112	L/R designates hinging door
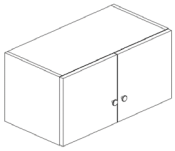 **W2412**	24	12	12	◆ (2) DR1212	No Shelf
W3012	30	12	12	◆ (2) DR1512	
W3312	33	12	12	◆ (2) DR1612	
W3612	36	12	12	◆ (2) DR1812	
Wall - Height: 15"					
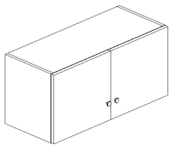 **W3015**	30	15	12	◆ (2) DR1515	No Shelf
W3315	33	15	12	◆ (2) DR1615	
W3615	36	15	12	◆ (2) DR1815	
Wall - Height: 18"					
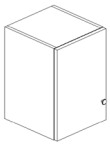 **W1218 L/R**	12	18	12	◆ (1) DR1218	No Shelf
W1518 L/R	15	18	12	◆ (1) DR1518	L/R designates hinging door
W1818 L/R	18	18	12	◆ (1) DR1818	
W2118 L/R	21	18	12	◆ (1) DR2118	
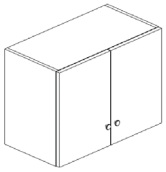 **W2418**	24	18	12	◆ (2) DR1218	No Shelf
W2718	27	18	12	◆ (2) DR1318	
W3018	30	18	12	◆ (2) DR1518	
W3318	33	18	12	◆ (2) DR1618	
W3618	36	18	12	◆ (2) DR1818	
Wall - Height: 24"					
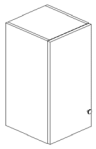 **W1224 L/R**	12	24	12	◆ (1) DR1224	1 Adjustable Shelf
W1524 L/R	15	24	12	◆ (1) DR1524	L/R designates hinging door
W1824 L/R	18	24	12	◆ (1) DR1824	
W2124 L/R	21	24	12	◆ (1) DR2124	
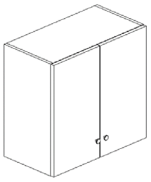 **W2424**	24	24	12	◆ (2) DR1224	1 Adjustable Shelf
W2724	27	24	12	◆ (2) DR1324	
W3024	30	24	12	◆ (2) DR1524	
W3324	33	24	12	◆ (2) DR1624	
W3624	36	24	12	◆ (2) DR1824	
Wall - Height: 30"					
 **W0930 L/R**	9	30	12	◆ (1) DR0930	2 Adjustable Shelves
W1230 L/R	12	30	12	◆ (1) DR1230	L/R designates hinging door
W1530 L/R	15	30	12	◆ (1) DR1530	
W1830 L/R	18	30	12	◆ (1) DR1830	
W2130 L/R	21	30	12	◆ (1) DR2130	
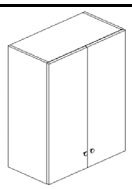 **W2430**	24	30	12	◆ (2) DR1230	2 Adjustable Shelves
W2730	27	30	12	◆ (2) DR1330	
W3030	30	30	12	◆ (2) DR1530	
W3330	33	30	12	◆ (2) DR1630	
W3630	36	30	12	◆ (2) DR1830	

EURO Wall Cabinetry

Wall Cabinets

	Width	Height	Depth	Cabinet Doors	
Wall - Height: 36"					
 **W0936 L/R**	9	36	12	◆ (1) DR0936	2 Adjustable Shelves
W1236 L/R	12	36	12	◆ (1) DR1236	L/R designates hinging door
W1536 L/R	15	36	12	◆ (1) DR1536	
W1836 L/R	18	36	12	◆ (1) DR1836	
W2136 L/R	21	36	12	◆ (1) DR2136	
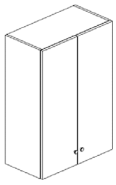 **W2436**	24	36	12	◆ (2) DR1236	2 Adjustable Shelves
W2736	27	36	12	◆ (2) DR1336	
W3036	30	36	12	◆ (2) DR1536	
W3336	33	36	12	◆ (2) DR1636	
W3636	36	36	12	◆ (2) DR1836	
Wall - Height: 42"					
W0942 L/R	9	42	12	◆ (1) DR0942	3 Adjustable Shelves
W1242 L/R	12	42	12	◆ (1) DR1242	L/R designates hinging door
W1542 L/R	15	42	12	◆ (1) DR1542	
W1842 L/R	18	42	12	◆ (1) DR1842	
W2142 L/R	21	42	12	◆ (1) DR2142	
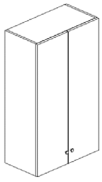 **W2442**	24	42	12	◆ (2) DR1242	3 Adjustable Shelves
W2742	27	42	12	◆ (2) DR1342	
W3042	30	42	12	◆ (2) DR1542	
W3342	33	42	12	◆ (2) DR1642	
W3642	36	42	12	◆ (2) DR1842	
Wall - Depth: 15"					
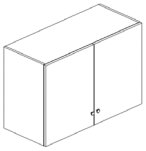 **W361815**	36	18	15	◆ (2) DR1818	(1) Adjustable 15" Deep Shelf
W362415	36	24	15	◆ (2) DR1824	
W363015	36	30	15	◆ (2) DR1830	(2) Adjustable 15" Deep Shelves
W303615	30	36	15	◆ (2) DR1536	
W363615	36	36	15	◆ (2) DR1836	
W304215	30	42	15	◆ (2) DR1542	
W364215	36	42	15	◆ (2) DR1842	
Wall - Depth: 24"					
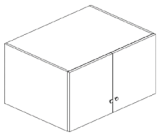 **W331224**	33	12	24	◆ (2) DR1612	No Shelf
W361224	36	12	24	◆ (2) DR1812	
W331824	33	18	24	◆ (2) DR1618	
W361824	36	18	24	◆ (2) DR1818	
W332424	33	24	24	◆ (2) DR1624	
W362424	36	24	24	◆ (2) DR1824	
W363024	36	30	24	◆ (2) DR1830	1 Adjustable Shelf
Wall Flip Up					
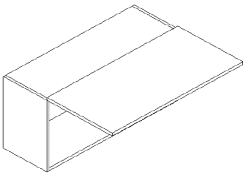 **WFLIP1818**	18	18	12	◆ (1) DR1818	Door opens out and toward you
WFLIP2418	24	18	12	◆ (1) DR2418	Soft-Close Hinges Standard
WFLIP3018	30	18	12	◆ (1) DR3018	Cabinet has a bottom floor
WFLIP3618	36	18	12	◆ (1) DR3618	

EURO Wall Cabinetry

Wall Cabinets

Wall Lift Up

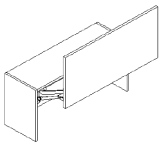

	Width	Height	Depth	Cabinet Doors	
WLIFT1818	18	18	12	◆ (1) DR1818	Door opens out and upward
WLIFT2418	24	18	12	◆ (1) DR2418	Soft-Close Hinges Standard
WLIFT3018	30	18	12	◆ (1) DR3018	Cabinet has a bottom floor
WLIFT3618	36	18	12	◆ (1) DR3618	

Wall Blind Corner

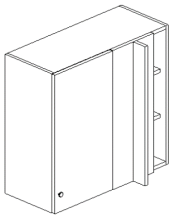

WBC30/3330 L/R	30	30	12	◆ (1) DR1530	2 Adjustable Shelves
WBC36/3930 L/R	36	30	12	◆ (1) DR2130	Closure Panel Attached
WBC30/3336 L/R	30	36	12	◆ (1) DR1536	3" Overlay Corner Filler INCLUDED
WBC36/3936 L/R	36	36	12	◆ (1) DR2136	6" Overlay Filler ATTACHED
WBC30/3342 L/R	30	42	12	◆ (1) DR1542	3 Adjustable Shelves
WBC36/3942 L/R	36	42	12	◆ (1) DR2142	Closure Panel Attached
					3" Overlay Corner Filler INCLUDED
					6" Overlay Filler ATTACHED

Cabinet	Cabinet Width	Door Width	Minimum Pull	Maximum Pull
WBC30/3330 L/R	30"	15"	30"	33"
WBC36/3930 L/R	36"	21"	36"	39"
WBC30/3336 L/R	30"	15"	30"	33"
WBC36/3936 L/R	36"	21"	36"	39"
WBC30/3342 L/R	30"	15"	30"	33"
WBC36/3942 L/R	36"	21"	36"	39"

Wall Corner 24" (Single Door)

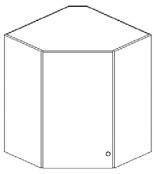

WC2418 L/R	24	18	12	◆ (1) DR15.518	No Adjustable Shelf
WC2430 L/R	24	30	12	◆ (1) DR15.530	2 Adjustable Shelves
WC2436 L/R	24	36	12	◆ (1) DR15.536	
WC2442 L/R	24	42	12	◆ (1) DR15.542	3 Adjustable Shelves

Wall Pie Cut

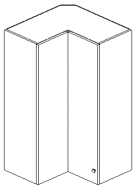

WPC2418 L/R	24	18	12	◆ (2) DR1118	No Adjustable Shelf, N/A with SCH Mod
WPC2430 L/R	24	30	12	◆ (2) DR1130	2 Adjustable Shelves
WPC2436 L/R	24	36	12	◆ (2) DR1136	Not Available with SCH Mod
WPC2442 L/R	24	42	12	◆ (2) DR1142	3 Adjustable Shelves; N/A with SCH Mod

Wall Drawer (Single Door)

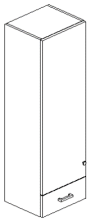

WD1548 L/R	15	48	12	◆ (1) DR1542 (1) DH1506	3 Adjustable Shelves
WD1848 L/R	18	48	12	◆ (1) DR1842 (1) DH1806	
WD1554 L/R	15	54	12	◆ (1) DR1548 (1) DH1506	3 Adjustable Shelves
WD1854 L/R	18	54	12	◆ (1) DR1848 (1) DH1806	
WD1560 L/R	15	60	12	◆ (1) DR1554 (1) DH1506	4 Adjustable Shelves
WD1860 L/R	15	60	12	◆ (1) DR1854 (1) DH1806	

Wall Cabinets

Wall Range Hood

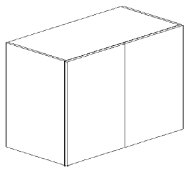

	Width	Height	Depth	Cabinet Doors	
WRH362424	36	24	24	◆ (2) DR1824	6" void at back of box to allow for hood liner clearance Hinged, removable doors Comes with an alumasteel liner as floor Should be secured to wall and adjacent wall cabinets; preferably, not free-standing
WRH363024	36	30	24	◆ (2) DR1830	
WRH363624	36	36	24	◆ (2) DR1836	
WRH364224	36	42	24	◆ (2) DR1842	
WRH422424	42	24	24	◆ (2) DR2121	6" void at back of box to allow for hood liner clearance Hinged, removable doors Comes with an alumasteel liner as floor Should be secured to wall and adjacent wall cabinets; preferably, not free-standing
WRH423024	42	30	24	◆ (2) DR2130	
WRH423624	42	36	24	◆ (2) DR2136	
WRH424224	42	42	24	◆ (2) DR2142	

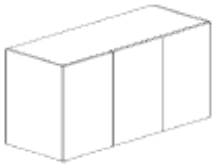

	Width	Height	Depth	Cabinet Doors	
WRH482424	48	24	24	◆ (2) DR1524 (1) DR1824	6" void at back of box to allow for hood liner clearance Hinged, removable doors Comes with an alumasteel liner as floor MUST be secured to wall and adjacent wall cabinets; CANNOT be free-standing
WRH483024	48	30	24	◆ (2) DR1530 (1) DR1830	
WRH483624	48	36	24	◆ (2) DR1536 (1) DR1836	
WRH484224	48	42	24	◆ (2) DR1542 (1) DR1842	
WRH544224	54	42	24	◆ (3) DR1842	6" void at back of box to allow for hood liner clearance Hinged, removable doors Comes with an alumasteel liner as floor MUST be secured to wall and adjacent wall cabinets; CANNOT be free-standing

- ***Index***
- ***Construction Options & Modifications Key***
- ***Cabinet Selection***

EURO Specialty Wall Cabinetry

Page Location	Cabinet Type	Nomenclature
167	Construction Options & Modifications Key	
168-169	Wall Glass	WG
169	Wall Glass Flip Up	WGFLIP
169	Wall Glass Lift Up	WGLIFT
169	Wall Glass Corner	WGC
169	Wall Glass Drawer	WGD
169	Wall Glass Pie Cut	WGPC

Glass Cabinets

Finished Side Charges	
Description	**Veneer Code**
12" High - Wall	WV12
15" High - Wall	WV15
18" High - Wall	WV18
24" High - Wall	WV24
30" High - Wall	WV30
36" High - Wall	WV36
42" High - Wall	WV42
48" High - Wall	WV48
54" High - Wall	WV54
60" High - Wall	WV60

Cabinet Modification Codes	
FTA	Feet Add-On
NFT	No Adjustable Feet
364	Box Only (No Doors/Drawer Heads/Drawer Box/Hinges)
NGL	No Glass in Door
SCH	Soft-Close Adjustable Door Hinges
ETD	Euro Tech Drawer Box with Full Extension Soft-Close Glides
BOX	Box with No Doors or Drawer Heads

EURO Specialty Wall Cabinetry

Glass Cabinets

All Glass Cabinets:
Gray Interior - STANDARD
Matching Interior Not Available

Wall Glass - Height: 15"

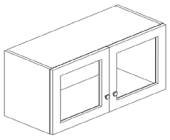

	Width	Height	Depth	Cabinet Doors	
WG3015	30	15	12	◆ (2) DRG1515	No Shelf
WG3615	36	15	12	◆ (2) DRG1815	Frosted Glass

Wall Glass - Height: 18"

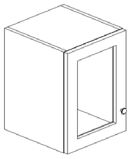

	Width	Height	Depth	Cabinet Doors	
WG1218 L/R	12	18	12	◆ (1) DRG1218	No Shelf
WG1518 L/R	15	18	12	◆ (1) DRG1518	Frosted Glass
WG1818 L/R	18	18	12	◆ (1) DRG1818	L/R designates hinging of door
WG2118 L/R	21	18	12	◆ (1) DRG2118	

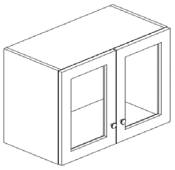

	Width	Height	Depth	Cabinet Doors	
WG2418	24	18	12	◆ (2) DRG1218	No Shelf
WG2718	27	18	12	◆ (2) DRG1318	Frosted Glass
WG3018	30	18	12	◆ (2) DRG1518	
WG3318	33	18	12	◆ (2) DRG1618	
WG3618	36	18	12	◆ (2) DRG1818	

Wall Glass - Height: 24"

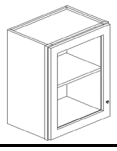

	Width	Height	Depth	Cabinet Doors	
WG1824 L/R	18	24	12	◆ (1) DRG1824	1 Adjustable Shelf Frosted Glass L/R designates hinging of door

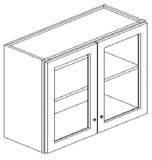

	Width	Height	Depth	Cabinet Doors	
WG2424	24	24	12	◆ (2) DRG1224	1 Adjustable Shelf
WG3024	30	24	12	◆ (2) DRG1524	Frosted Glass
WG3624	36	24	12	◆ (2) DRG1824	

Wall Glass - Height: 30"

	Width	Height	Depth	Cabinet Doors	
WG1530 L/R	15	30	12	◆ (1) DRG1530	2 Adjustable Shelves
WG1830 L/R	18	30	12	◆ (1) DRG1830	Frosted Glass L/R designates hinging of door

	Width	Height	Depth	Cabinet Doors	
WG2430	24	30	12	◆ (2) DRG1230	2 Adjustable Shelves
WG3030	30	30	12	◆ (2) DRG1530	Frosted Glass
WG3330	33	30	12	◆ (2) DRG1630	
WG3630	36	30	12	◆ (2) DRG1830	

Wall Glass - Height: 36"

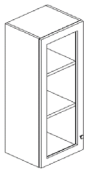

	Width	Height	Depth	Cabinet Doors	
WG1536 L/R	15	36	12	◆ (1) DRG1536	2 Adjustable Shelves
WG1836 L/R	18	36	12	◆ (1) DRG1836	Frosted Glass L/R designates hinging of door

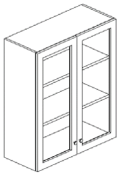

	Width	Height	Depth	Cabinet Doors	
WG2436	24	36	12	◆ (2) DRG1230	2 Adjustable Shelves
WG3036	30	36	12	◆ (2) DRG1536	Frosted Glass
WG3336	33	36	12	◆ (2) DRG1636	
WG3636	36	36	12	◆ (2) DRG1836	

EURO Specialty Wall Cabinetry

All Glass Cabinets:
Gray Interior - STANDARD
Matching Interior Not Available

Glass Cabinets

Wall Glass - Height: 42"

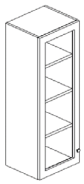

	Width	Height	Depth	Cabinet Doors	
WG1542 L/R	15	42	12	◆ (1) DRG1542	3 Adjustable Shelves
WG1842 L/R	18	42	12	◆ (1) DRG1842	Frosted Glass
					L/R designates hinging of door

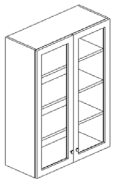

	Width	Height	Depth	Cabinet Doors	
WG2442	24	42	12	◆ (2) DRG1242	3 Adjustable Shelves
WG3042	30	42	12	◆ (2) DRG1542	Frosted Glass
WG3342	33	42	12	◆ (2) DRG1642	
WG3642	36	42	12	◆ (2) DRG1842	

Wall Glass Flip Up

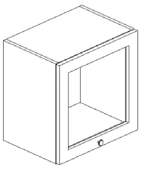

	Width	Height	Depth	Cabinet Doors	
WGFLIP1818	18	18	12	◆ (1) DRG1818	Soft-Close Hinges Standard
WGFLIP2418	24	18	12	◆ (1) DRG2418	Frosted Glass
WGFLIP3018	30	18	12	◆ (1) DRG3018	
WGFLIP3618	36	18	12	◆ (1) DRG3618	

Wall Glass Lift Up

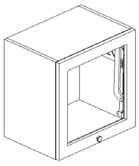

	Width	Height	Depth	Cabinet Doors	
WGLIFT1818	18	18	12	◆ (1) DRG1818	Soft-Close Hinges Standard
WGLIFT2418	24	18	12	◆ (1) DRG2418	Frosted Glass
WGLIFT3018	30	18	12	◆ (1) DRG3018	
WGLIFT3618	36	18	12	◆ (1) DRG3618	

Wall Glass Corner

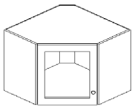

	Width	Height	Depth	Cabinet Doors	
WGC2418 L/R	24	18	12	◆ (1) DRG15.518	No Shelf
					Frosted Glass
					L/R designates hinging of door

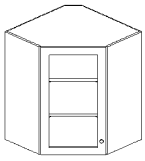

	Width	Height	Depth	Cabinet Doors	
WGC2430 L/R	24	30	12	◆ (1) DRG15.530	1 Adjustable Shelf
WGC2436 L/R	24	36	12	◆ (1) DRG15.536	Frosted Glass
					L/R designates hinging of door
WGC2442 L/R	24	42	12	◆ (1) DRG15.542	2 Adjustable Shelves
					Frosted Glass

Wall Glass Pie Cut

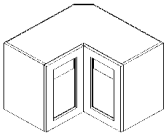

	Width	Height	Depth	Cabinet Doors	
WGPC2418 L/R	24	18	12	◆ (2) DRG1118	No Adjustable Shelf
					L/R designates hinging of door

Wall Glass Drawer

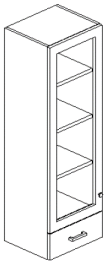

	Width	Height	Depth	Cabinet Doors	
WGD1548 L/R	15	48	12	◆ (1) DRG1542 (1) DH1506	3 Adjustable Shelves
WGD1848 L/R	18	48	12	◆ (1) DRG1842 (1) DH1806	Frosted Glass
WGD1554 L/R	15	54	12	◆ (1) DRG1548 (1) DH1506	3 Adjustable Shelves
WGD1854 L/R	18	54	12	◆ (1) DRG1848 (1) DH1806	Frosted Glass
WGD1560 L/R	15	60	12	◆ (1) DRG1554 (1) DH1506	3 Adjustable Shelves
WGD1860 L/R	18	60	12	◆ (1) DRG1854 (1) DH1806	Frosted Glass

EURO Base Cabinetry

- ***Index***
- ***Construction Options & Modifications Key***
- ***Cabinet Selection***

EURO Base Cabinetry

Page Location	Cabinet Type	Nomenclature
173	Construction Options & Modifications Key	
174	Base	B
178	Base - ADA	B-ADA
177	Base Blind Corner	BBC
177	Base Blind Corner Full Height Swing Out	BBCFHSO
177	Base Blind Corner Swing Out	BBCSO
175	Base Cooktop	BCT
177	Base Corner Shelf	BCS
174	Base 4 Drawer	B4D
174	Base Deep Drawer	BDD
174	Base Drawer	BD
178	Base Drawer - ADA	BD-ADA
175	Base Drawer Cooktop	BDCT
176	Base Drawer Range Top	BDRT
174	Base Full Height	BFH
177	Base Lazy Susan	BLS
176	Base Microwave Cabinet	BMW
175	Base Pullout	BPO
175	Base Trash Cabinet	BTC
175	Base Trash Cabinet Full Height	BTCFH
175	Base Trash Cabinet with Vanity-Depth Drawer	BTC-VDD
175	Base Tray	BT
176	Sink Base	SB
177	Sink Base Farm Sink	SBFS
176	Sink Base Full Height	SBFH
178	Sink Base Full Height Removable Front - ADA	SBFHRF-ADA

EURO Base Cabinetry

Base Cabinets

Finished Side Charges	
Description	**Veneer Code**
Base OR Vanity	BV34

Cabinet Modification Codes	
364	Box Only (No Doors/Drawer Heads/Drawer Box/Hinges)
BNS	Box Only-No Fixed Shelf (No Doors/ Drawer Heads/ Drawer Box/Hinges/Fixed Shelf)
SCH	Soft-Close Adjustable Door Hinges
ETD	Euro Tech Drawer Box with Full Extension Soft-Close Glides
UPO	Mid Mounted Gray Laminated Pinned Pull-Out Tray, Soft-Close
2PO	Upper Pullout In-lieu of Fixed Shelf & Add Bottom Pullout
FTA	Feet Add-On
NFT	No Adjustable Feet
BOX	Box with No Doors or Drawer Heads

EURO Base Cabinetry

Base Cabinets

75 lb Glide Capacity Including Drawer

Base Full Height

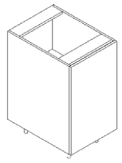

	Width	Height	Depth	Cabinet Doors	
BFH12 L/R	12	34 1/2	24	◆ (1) DR1230	(1) Fixed Half Shelf
BFH15 L/R	15	34 1/2	24	◆ (1) DR1530	L/R designates hinging of door
BFH18 L/R	18	34 1/2	24	◆ (1) DR1830	
BFH21 L/R	21	34 1/2	24	◆ (1) DR2130	

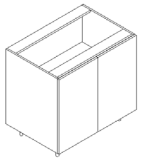

BFH24	24	34 1/2	24	◆ (2) DR1230	(1) Fixed Half Shelf
BFH27	27	34 1/2	24	◆ (2)DR1330	
BFH30	30	34 1/2	24	◆ (2) DR1530	
BFH33	33	34 1/2	24	◆ (2) DR1630	
BFH36	36	34 1/2	24	◆ (2) DR1830	

Base

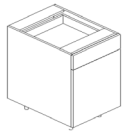

B12 L/R	12	34 1/2	24	◆ (1) DR1224 (1) DH1206	(1) Drawer (1) Fixed Half Shelf L/R designates hinging of door
B15 L/R	15	34 1/2	24	◆ (1) DR1524 (1) DH1506	
B18 L/R	18	34 1/2	24	◆ (1) DR1824 (1) DH1806	
B21 L/R	21	34 1/2	24	◆ (1) DR2124 (1) DH2106	

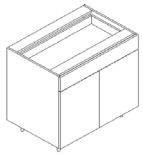

B24	24	34 1/2	24	◆ (2) DR1224 (1) DH2406	(1) Drawer (1) Fixed Half Shelf
B27	27	34 1/2	24	◆ (2) DR1324 (1) DH2706	
B30	30	34 1/2	24	◆ (2) DR1524 (1) DH3006	
B33	33	34 1/2	24	◆ (2) DR1624 (1) DH3306	
B36	36	34 1/2	24	◆ (2) DR1824 (1) DH3606	

Base Deep Drawer

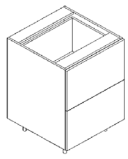

BDD24	24	34 1/2	24	◆ (2) DH2415
BDD27	27	34 1/2	24	◆ (2) DH2715
BDD30	30	34 1/2	24	◆ (2) DH3015
BDD33	33	34 1/2	24	◆ (2) DH3315
BDD36	36	34 1/2	24	◆ (2) DH3615

Base Drawer

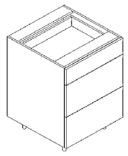

BD12	12	34 1/2	24	◆ (1) DH1206 (2) DH1212	(1) Standard Upper Drawer (2) Deep Lower Drawers
BD15	15	34 1/2	24	◆ (1) DH1506 (2) DH1512	
BD18	18	34 1/2	24	◆ (1) DH1806 (2) DH1812	
BD21	21	34 1/2	24	◆ (1) DH2106 (2) DH2112	
BD24	24	34 1/2	24	◆ (1) DH2406 (2) DH2412	
BD27	27	34 1/2	24	◆ (1) DH2706 (2) DH2712	
BD30	30	34 1/2	24	◆ (1) DH3006 (2) DH3012	
BD33	33	34 1/2	24	◆ (1) DH3306 (2) DH3312	
BD36	36	34 1/2	24	◆ (1) DH3606 (2) DH3612	

Base 4 Drawer

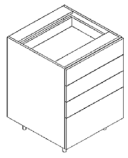

B4D12	12	34 1/2	24	◆ (3) DH1206 (1) DH1212	(3) Standard Upper Drawers (1) Deep Bottom Drawer
B4D15	15	34 1/2	24	◆ (3) DH1506 (1) DH1512	
B4D18	18	34 1/2	24	◆ (3) DH1806 (1) DH1812	
B4D21	21	34 1/2	24	◆ (3) DH2106 (1) DH2112	
B4D24	24	34 1/2	24	◆ (3) DH2406 (1) DH2412	

EURO Base Cabinetry

Base Cabinets

Base Tray

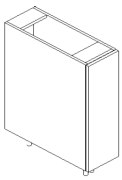

	Width	Height	Depth	Cabinet Doors	
BT6 L/R	6	34 1/2	24	◆ (1) DR0630	No Drawer or Pullout Tray
BT9 L/R	9	34 1/2	24	◆ (1) DR0930	L/R designates hinging of door
BT12 L/R	12	34 1/2	24	◆ (1) DR1230	BT12L/R includes (2) metal tray dividers

Base Pullout

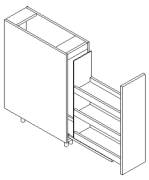

	Width	Height	Depth	Cabinet Doors	
BPO6	6	34 1/2	24	◆ (1) DR0630	(1) Door Top and Bottom Spice Racks are "fixed" Middle Spice Rack is Adjustable Soft Close Glides Not Available
BPO9	9	34 1/2	24	◆ (1) DR0930	
BPO12	12	34 1/2	24	◆ (1) DR1230	
BPO15	15	34 1/2	24	◆ (1) DR1530	
BPO18	18	34 1/2	24	◆ (1) DR1830	

Base Trash Cabinet Full Height

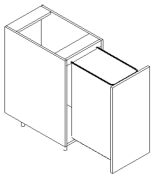

Image shows BTCFH15

	Width	Height	Depth	Cabinet Doors	
BTCFH15	15	34 1/2	24	◆ (1) DR1530	(1) 50 Qt Bin Trash Can Unit Soft Close
BTCFH18	18	34 1/2	24	◆ (1) DR1830	(2) 50 Qt Bins Trash Can Unit Soft Close
BTCFH21	21	34 1/2	24	◆ (1) DR2130	

Base Trash Cabinet

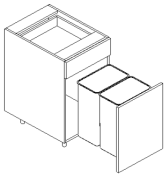

Image shows BTC18

	Width	Height	Depth	Cabinet Doors	
BTC15	15	34 1/2	24	◆ (1) DR1524 (1) DH1506	(1) 35 Qt Bin (1) Standard Drawer Trash Can Unit Soft Close
BTC18	18	34 1/2	24	◆ (1) DR1824 (1) DH1806	(2) 35 Qt Bins (1) Standard Drawer Trash Can Unit Soft Close
BTC21	21	34 1/2	24	◆ (1) DR2124 (1) DH2106	

Base Trash Cabinet with Vanity-Depth Drawer

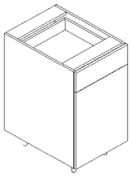

	Width	Height	Depth	Cabinet Doors	
BTC15-VDD	15	34 1/2	24	◆ (1) DR1524 (1) DH1506	(1) 35 Qt Bin (1) Vanity-Depth Drawer Trash Can Unit Soft Close
BTC18-VDD	18	34 1/2	24	◆ (1) DR1824 (1) DH1806	(2) 35 Qt Bins (1) Standard Drawer Trash Can Unit Soft Close
BTC21-VDD	21	34 1/2	24	◆ (1) DR2124 (1) DH2106	

Base Cooktop

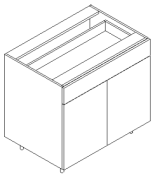

	Width	Height	Depth	Cabinet Doors	
BCT30	30	34 1/2	24	◆ (2) DR1524 (1) DH3006	Vanity depth drawer to allow for mechanicals Drawer Depth is 18"
BCT36	36	34 1/2	24	◆ (2) DR1624 (1) DH3306	

Base Drawer Cooktop

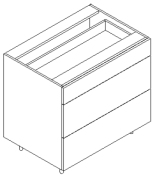

	Width	Height	Depth	Cabinet Doors	
BDCT30	30	34 1/2	24	◆ (1) DH3006 (2) DH3011	Vanity depth drawer to allow for mechanicals Drawer Depth is 18"
BDCT36	36	34 1/2	24	◆ (1) DH3606 (2) DH3611	

EURO Base Cabinetry

Base Cabinets

Base Drawer Range Top

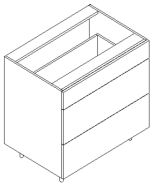

	Width	Height	Depth	Cabinet Doors	
BDRT30	30	34 1/2	24	◆ (2) DH3012	Same as BD30 & BD36 but without top drawer 75 lb Glide Capacity Including Drawer
BDRT36	36	34 1/2	24	◆ (2) DH3612	

Base Microwave Cabinet

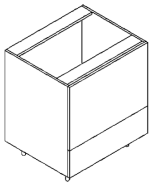

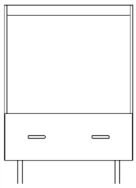

BMW24-09	24	34 1/2	24	◆ (1) DH2409	
OTKF2421	23 7/8	20 5/8	3/4		Included
*opening**	22 3/4	20 1/8			Gray Laminate Interior Finish
BMW27-09	27	34 1/2	24	◆ (1) DH2709	
OTKF2721	26 7/8	20 3/4	3/4		Included
*opening**	25 3/4	20 1/8			Gray Laminate Interior Finish
BMW30-09	30	34 1/2	24	◆ (1) DH3009	
OTKF3021	29 7/8	20 3/4	3/4		Included
*opening**	28 3/4	20 1/8			Gray Laminate Interior Finish

Sink Base Full Height

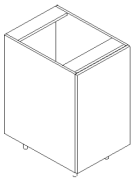

	Width	Height	Depth	Cabinet Doors	
SBFH18 L/R	18	34 1/2	24	◆ (1) DR1830	(1) Full Height Door Vertical Construction Braces
SBFH21 L/R	21	34 1/2	24	◆ (1) DR2130	

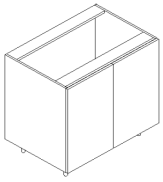

SBFH24	24	34 1/2	24	◆ (2) DR1230	(2) Full Height Doors Vertical Construction Braces
SBFH27	27	34 1/2	24	◆ (2) DR1330	
SBFH30	30	34 1/2	24	◆ (2)DR1530	
SBFH33	33	34 1/2	24	◆ (2) DR1630	
SBFH36	36	34 1/2	24	◆ (2) DR1830	
SBFH42	42	34 1/2	24	◆ (2) DR2130	

Sink Base

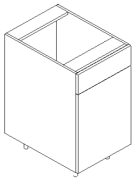

	Width	Height	Depth	Cabinet Doors	
SB18 L/R	18	34 1/2	24	◆ (1) DR1824 (1) DH1806	Vertical Construction Braces
SB21 L/R	21	34 1/2	24	◆ (1) DR2124 (1) DH2106	L/R designates hinging of door

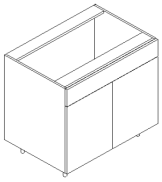

SB24	24	34 1/2	24	◆ (2) DR1224 (1) DH2406	Vertical Construction Braces
SB27	27	34 1/2	24	◆ (2) DR1324 (1) DH2706	
SB30	30	34 1/2	24	◆ (2) DR1524 (1) DH3006	
SB33	33	34 1/2	24	◆ (2) DR1624 (1) DH3306	
SB36	36	34 1/2	24	◆ (2) DR1824 (1) DH3606	

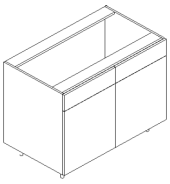

SB42	42	34 1/2	24	◆ (2) DR2124 (2) DH2106	Vertical Construction Braces

EURO Base Cabinetry

Base Cabinets

	Width	Height	Depth	Cabinet Doors	
Sink Base Farm Sink					
SBFS36	24	34 1/2	24	◆ (2) DR1821	
FSF3609	35 7/8	8 7/8	3/4		Included

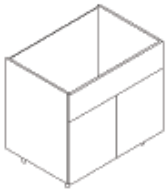

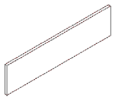

Base Blind Corner

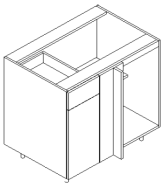

BBC42/45 L/R	36	34 1/2	24	◆ (1) DR1524 (1) DH1506	(1) Door (1) Vanity-Depth Drawer (1) Fixed Half Shelf 3" Corner Overlay Filler Included 6" Cover Overlay Attached Closure Panel for Blind Attached L/R designates position of blind side
BBC45/48 L/R	42	34 1/2	24	◆ (1) DR1824 (1) DH1806	
BBC48/51 L/R	48	34 1/2	24	◆ (1) DR2124 (1) DH2106	

Cabinet	Cabinet Width	Door Width	Minimum Pull	Maximum Pull
BBC42/45 L/R	36"	15"	42"	45"
BBC45/48 L/R	42"	18"	45"	48"
BBC48/51 L/R	48"	21"	48"	51"

Base Blind Corner Full Height Swing Out

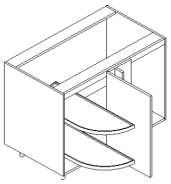

BBCFHSO4548 L/R	45	34 1/2	24	◆ (1) DR1830	(1) Door (2) Swing Out Shelves 3" Corner Overlay Filler Included 6" Cover Overlay Attached L/R designates position of blind side
BBCFHSO4851 L/R	48	34 1/2	24	◆ (1) DR2130	

Base Blind Corner Swing Out

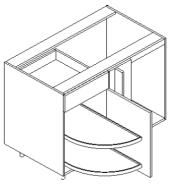

BBCSO45/48 L/R	42	34 1/2	24	◆ (1) DR1824 (1) DH1806	(1) Door (1) Drawer (2) Swing-Out Shelves 3" Corner Overlay Filler Included 6" Cover Overlay Attached Closure Panel for Blind Attached L/R designates position of blind side
BBCSO48/51 L/R	48	34 1/2	24	◆ (1) DR2124 (1) DH2106	

Cabinet	Cabinet Width	Door Width	Minimum Pull	Maximum Pull
BBCSO45/48 L/R	42"	18"	45"	48"
BBCSO48/51 L/R	48"	21"	48"	51"

Base Corner Shelf

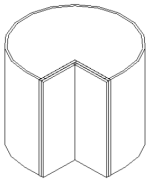

BCS33 L/R	33	34 1/2	24	◆ (2) DR0830	(1) Fixed Half Shelf Requires 33" in Each Direction
BCS36 L/R	36	34 1/2	24	◆ (2) DR1130	(1) Fixed Shelf Requires 36" in Each Direction

Use Code for Replacement
CD- Cabinet to Door OR Code DD- Door to Door

Base Lazy Susan

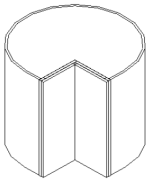

BLS33 L/R	33	34 1/2	24	◆ (2) DR0830	(2) Pie Cut Shelves that Rotate Independently Requires 33" in Each Direction 33" Tray Diameter = 25 3/4"
BLS36 L/R	36	34 1/2	24	◆ (2) DR1130	(2) Pie Cut Shelves that Rotate Independently Requires 36" in Each Direction 36" Tray Diameter = 27 1/8"

Use Code for Replacement
CD- Cabinet to Door OR Code DD- Door to Door

EURO Base Cabinetry

Base Cabinets

Sink Base Full Height Removable Front - ADA

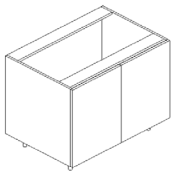

	Width	Height	Depth	Cabinet Doors
SBFHRF33-ADA	33	32 1/2	24	◆ (2) DR1628.5
SBFHRF36-ADA	36	32 1/2	24	◆ (2) DR1828.5

Base - ADA

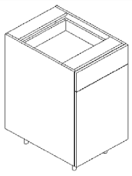

	Width	Height	Depth	Cabinet Doors	
B12L/R-ADA	12	32 1/2	24	◆ (1) DR1222 (1) DH1206	(1) Drawer (1) Fixed Half Shelf L/R designates hinging of door
B15L/R-ADA	15	32 1/2	24	◆ (1) DR1522 (1) DH1506	
B18L/R-ADA	18	32 1/2	24	◆ (1) DR1822 (1) DH1806	
B21L/R-ADA	21	32 1/2	24	◆ (1) DR2122 (1) DH2106	

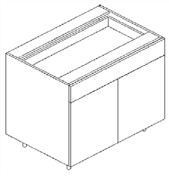

	Width	Height	Depth	Cabinet Doors	
B24-ADA	24	32 1/2	24	◆ (2) DR1222 (1) DH2406	(1) Drawer (1) Fixed Half Shelf
B27-ADA	27	32 1/2	24	◆ (2) DR1322 (1) DH2706	
B30-ADA	30	32 1/2	24	◆ (2) DR1522 (1) DH3006	
B33-ADA	33	32 1/2	24	◆ (2) DR1622 (1) DH3306	
B36-ADA	36	32 1/2	24	◆ (2) DR1822 (1) DH3606	

Base Drawer - ADA

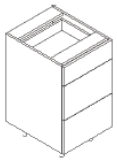

	Width	Height	Depth	Cabinet Doors
BD12-ADA	12	32 1/2	24	◆ (1) DR1206 (1) DH1210.5 (1) DH1212
BD15-ADA	15	32 1/2	24	◆ (1) DR1506 (1) DH1510.5 (1) DH1512

EURO Tall Cabinetry

- ***Index***
- ***Construction Options & Modifications Key***
- ***Cabinet Selection***

EURO Tall Cabinetry

Page Location	Cabinet Type	Nomenclature
181	Construction Options & Modifications Key	
183	Oven Cabinets	OC
182	Utility Cabinets	UC

Tall Cabinets

Finished Side Charges	
Description	**Veneer Code**
84" High - Taller	BV84
90" High - Taller	BV90
96" High - Taller	BV96

Cabinet Modification Codes	
364	Box Only (No Doors/Drawer Heads/Drawer Box/Hinges)
SCH	Soft-Close Adjustable Door Hinges
ETD	Euro Tech Drawer Box with Full Extension Soft-Close Glides
FTA	Feet Add-On
NFT	No Adjustable Feet
BOX	Box with No Doors or Drawer Heads

EURO Tall Cabinetry

Tall Cabinets

Utility Cabinets - Depth 12"

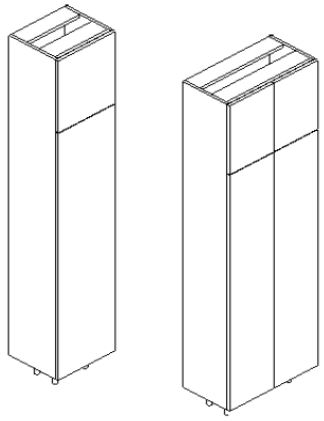

	Width	Height	Depth	Door/Drawer	
UC1584 L/R	15	84	12	(1) DR1518 (1) DR1562	L/R designates hinging of single door No shelf in upper section Pantry Shelf Kits (PSK) sold separately
UC1884 L/R	18	84	12	(1) DR1818 (1) DR1862	
UC2484	24	84	12	(2) DR1218 (2) DR1262	
UC3084	30	84	12	(2) DR1518 (2) DR1562	
UC1590 L/R	15	90	12	(1) DR1524 (1) DR1562	L/R designates hinging of single door (1) Adjustable shelf in upper section Pantry Shelf Kits (PSK) sold separately
UC1890 L/R	18	90	12	(1) DR1824 (1) DR1862	
UC2490	24	90	12	(2) DR1224 (2) DR1262	
UC3090	30	90	12	(2) DR1524 (2) DR1562	
UC1596 L/R	15	96	12	(1) DR1530 (1) DR1562	L/R designates hinging of single door (2) Adjustable shelves in upper section Pantry Shelf Kits (PSK) sold separately
UC1896 L/R	18	96	12	(1) DR1830 (1) DR1862	
UC2496	24	96	12	(2) DR1230 (2) DR1262	
UC3096	30	96	12	(2) DR1530 (2) DR1562	

Utility Cabinets - Depth 15"

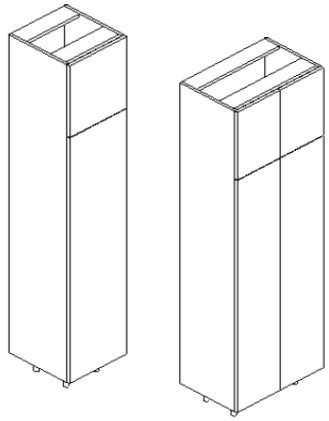

UC158415 L/R	15	84	15	(1) DR1518 (1) DR1562	L/R designates hinging of single door No shelf in upper section Pantry Shelf Kits (PSK) sold separately
UC188415 L/R	18	84	15	(1) DR1818 (1) DR1862	
UC248415	24	84	15	(2) DR1218 (2) DR1262	
UC308415	30	84	15	(2) DR1518 (2) DR1562	
UC159015 L/R	15	90	15	(1) DR1524 (1) DR1562	L/R designates hinging of single door (1) Adjustable shelf in upper section Pantry Shelf Kits (PSK) sold separately
UC189015 L/R	18	90	15	(1) DR1824 (1) DR1862	
UC249015	24	90	15	(2) DR1224 (2) DR1262	
UC309015	30	90	15	(2) DR1524 (2) DR1562	
UC159615 L/R	15	96	15	(1) DR1530 (1) DR1562	L/R designates hinging of single door (2) Adjustable shelves in upper section Pantry Shelf Kits (PSK) sold separately
UC189615 L/R	18	96	15	(1) DR1830 (1) DR1862	
UC249615	24	96	15	(2) DR1230 (2) DR1262	
UC309615	30	96	15	(2) DR1530 (2) DR1562	

Utility Cabinets - Depth 24"

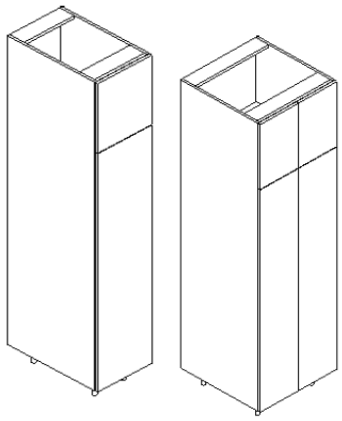

UC158424 L/R	15	84	24	(1) DR1518 (1) DR1562	L/R designates hinging of single door No shelf in upper section (1) Full depth midshelf in lower section Full Depth Shelf Kits (FDSK) and Pullout Tray Kits (POT) sold separately
UC188424 L/R	18	84	24	(1) DR1818 (1) DR1862	
UC248424	24	84	24	(2) DR1218 (2) DR1262	
UC308424	30	84	24	(2) DR1518 (2) DR1562	
UC159024 L/R	15	90	24	(1) DR1524 (1) DR1562	L/R designates hinging of single door (1) Adjustable shelf in upper section (1) Full depth midshelf in lower section Full Depth Shelf Kits (FDSK) and Pullout Tray Kits (POT) sold separately
UC189024 L/R	18	90	24	(1) DR1824 (1) DR1862	
UC249024	24	90	24	(2) DR1224 (2) DR1262	
UC309024	30	90	24	(2) DR1524 (2) DR1562	
UC159624 L/R	15	96	24	(1) DR1530 (1) DR1562	L/R designates hinging of single door (1) Adjustable shelf in upper section (1) Full depth midshelf in lower section Full Depth Shelf Kits (FDSK) and Pullout Tray Kits (POT) sold separately
UC189624 L/R	18	96	24	(1) DR1830 (1) DR1862	
UC249624	24	96	24	(2) DR1230 (2) DR1262	
UC309624	30	96	24	(2) DR1530 (2) DR1562	

EURO Tall Cabinetry

Tall Cabinets

Oven Cabinet (Single)

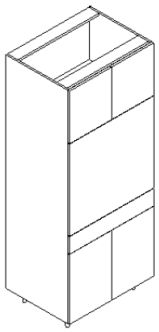

	Width	Height	Depth	Door/Drawer	
OC3084S	30	84	24	(2) DR1518 (2) DR1524 (1) DH3006	No shelf in upper section
OC3384S	33	84	24	(2) DR1618 (2) DR1624 (1) DH3306	
OC3090S	30	90	24	(2) DR1524 (2) DR1524 (1) DH3006	(1) Adjustable shelf in upper section
OC3390S	33	90	24	(2) DR1624 (2) DR1624 (1) DH3306	
OC3096S	30	96	24	(2) DR1530 (2) DR1524 (1) DH3006	(1) Adjustable shelf in upper section
OC3396S	33	96	24	(2) DR1630 (2) DR1624 (1) DH3306	
OTKF3030	29 7/8	31 11/16	3/4		Included at no charge
OTKF3330	32 7/8	31 11/16	3/4		See page TBD additional info

(1) 1/2-depth shelf in bottom section
(1) 24"depth shelf included for oven installation
UPO not available

Oven Cabinet (Double) - Trim Kit Full

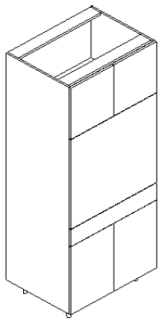

OC3084L	30	84	24	(2) DR1518 (1) DH3006	No shelf in upper section
OC3384L	33	84	24	(2) DR1618 (1) DH3306	
OC3090L	30	90	24	(2) DR1524 (1) DH3006	(1) Adjustable shelf in upper section
OC3390L	33	90	24	(2) DR1624 (1) DH3306	
OC3096L	30	90	24	(2) DR1530 (1) DH3006	(1) Adjustable shelf in upper section
OC3396L	33	90	24	(2) DR1630 (1) DH3306	
OTKF3054	29 7/8	55 7/16	3/4		Included at no charge
OTKF3353	32 7/8	55 7/16	3/4		See Page TBD additional info

(1) 24"depth shelf included for oven installation
UPO not available

Oven Cabinet Trim Kit Specifications

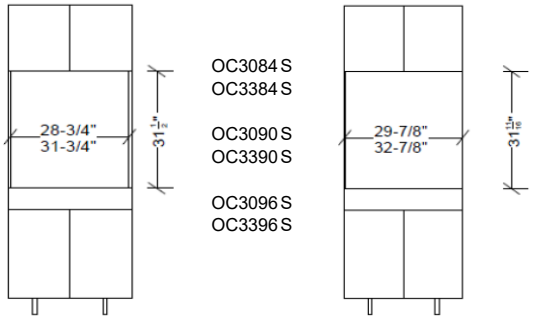

OC3084 S
OC3384 S

OC3090 S
OC3390 S

OC3096 S
OC3396 S

Oven Cabinet (Single) shown without Trim Kit

shown with OTK3030, OTK3330



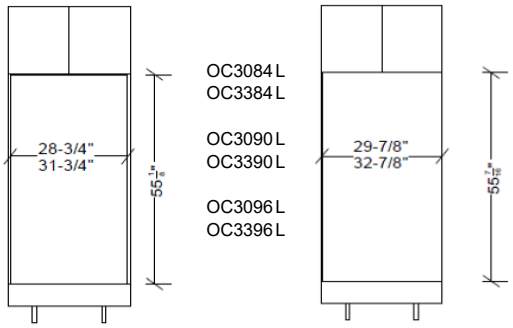

OC3084 L
OC3384 L

OC3090 L
OC3390 L

OC3096 L
OC3396 L

Oven Cabinet (Double) shown without Trim Kit

shown with OTK3054, OTK3354

Note: When cutting the OTKF, you must leave a "frame" on all sides of at least 35mm .

- ***Index***
- ***Construction Options & Modifications Key***
- ***Cabinet Selection***

EURO Vanity & Office Cabinetry

Page Location	Cabinet Type	Nomenclature
187	Construction Options & Modifications Key	
190	Apron Drawer	AD
190	Desk Deep File	DDF
190	Desk File	DF
190	Desk Full Height	DFH
189	Hanging Apron Vanity Front	HAVF
188	Vanity 1 Drawer	V1D
189	Vanity 4 Drawer	V4D
188	Vanity Base	VB
190	Vanity Base - ADA	VB-ADA
188	Vanity Base Drawer	VBD
188	Vanity Base Double Drawer	VBDD
189	Vanity Base Removable Front - ADA	VBRF-ADA
188	Vanity Base Space Saver	VBS
189	Vanity Drawer	VD
190	Vanity Drawer - ADA	VD-ADA
189	Vanity Linen	VL
189	Vanity Sink Base	VSB
189	Vanity Sink Base Hanging Vanity - ADA	VSB-HV-ADA

Vanity/Office Cabinets

Finished Side Charges	
Description	**Veneer Code**
Base OR Vanity	BV34

Cabinet Modification Codes	
364	Box Only (No Doors/Drawer Heads/Drawer Box/Hinges)
SCH	Soft-Close Adjustable Door Hinges
ETD	Euro Tech Drawer Box with Full Extension Soft-Close Glides
UPO	Mid Mounted Gray Laminated Pinned Pull-Out Tray, Soft-Close
2PO	Bottom Mounted Gray Laminated Pinned Pull-Out Tray, Soft-Close
FTA	Feet Add-On
NFT	No Adjustable Feet

EURO Vanity and Office Cabinetry

Vanity Cabinets

Vanity Base Space Saver

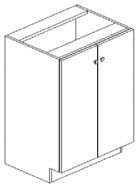

	Width	Height	Depth	Cabinet Doors
VBS24	24	34 1/2	18	◆ (2) DR1230
VBS30	30	34 1/2	18	◆ (2) DR1530
VBS33	33	34 1/2	18	◆ (2) DR1630
VBS36	36	34 1/2	18	◆ (2) DR1830

Vanity Base (Single Door)

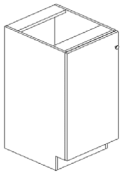

	Width	Height	Depth	Cabinet Doors
VB15 L/R	15	34 1/2	21	◆ (1) DR1530
VB18 L/R	18	34 1/2	21	◆ (1) DR1830
VB21 L/R	21	34 1/2	21	◆ (1) DR2130

L/R designates hinging of door

Vanity Base (Double Door)

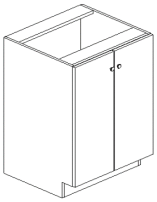

	Width	Height	Depth	Cabinet Doors
VB24	24	34 1/2	21	◆ (2) DR1230
VB27	27	34 1/2	21	◆ (2) DR1330
VB30	30	34 1/2	21	◆ (2) DR1530
VB33	33	34 1/2	21	◆ (2) DR1630
VB36	36	34 1/2	21	◆ (2) DR1830
VB42	42	34 1/2	21	◆ (2) DR2130
VB48	48	34 1/2	21	◆ (2) DR2430

Vanity Base Drawer

	Width	Height	Depth	Cabinet Doors
VBD30 L/R	30	34 1/2	21	◆ (1) DR1830 (1) DH1206 (2) DH1212
VBD33 L/R	33	34 1/2	21	◆ (1) DR1830 (1) DH1506 (2) DH1512
VBD36 L/R	36	34 1/2	21	◆ (1) DR2130 (1) DH1506 (2) DH1512
VBD39 L/R	39	34 1/2	21	◆ (1) DR2130 (1) DH1806 (2) DH1812

Top drawer front non-operational
L/R designates position of drawers

Note: False Upper Drawer Head with (2) Deep Drawers

Vanity Base Drawer - 3 Door

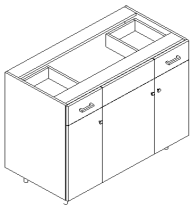

	Width	Height	Depth	Cabinet Doors
VBD42	42	34 1/2	21	◆ (2) DR1224 (1) DR1830 (2) DH1206
VBD48	48	34 1/2	21	◆ (2) DR1524 (1) DR1830 (2) DH1506

Middle Door is Always Hinged Left

Vanity Base Double Drawer

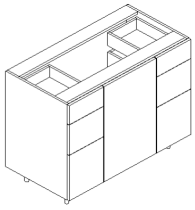

	Width	Height	Depth	Cabinet Doors
VBDD42	42	34 1/2	21	◆ (1) DR1824 (1) DH1806 (2) DH1206 (4) DH1212

DR1824 is always Hinged Left

Vanity 1 Drawer

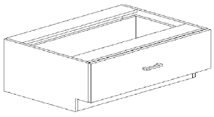

	Width	Height	Depth	Cabinet Doors
V1D18	18	16	21	◆ (1) DH1812
V1D21	21	16	21	◆ (1) DH2112
V1D24	24	16	21	◆ (1) DH2412
V1D27	27	16	21	◆ (1) DH2712
V1D30	30	16	21	◆ (1) DH3012
V1D33	33	16	21	◆ (1) DH3312
V1D36	36	16	21	◆ (1) DH3612

EURO Vanity and Office Cabinetry

Vanity Cabinets

Vanity Drawer

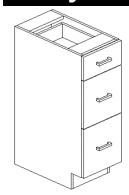

	Width	Height	Depth	Cabinet Doors	
VD12	12	34 1/2	21	◆ (1) DH1206 (2) DH1212	(1) Standard Drawer (2) Deep Drawers
VD15	15	34 1/2	21	◆ (1) DH1506 (2) DH1512	
VD18	18	34 1/2	21	◆ (1) DH1806 (2) DH1812	
VD21	21	34 1/2	21	◆ (1) DH2106 (2) DH2112	
VD24	24	34 1/2	21	◆ (1) DH2406 (2) DH2412	
VD27	27	34 1/2	21	◆ (1) DH2706 (2) DH2712	
VD30	30	34 1/2	21	◆ (1) DH3006 (2) DH3012	

Vanity 4 Drawer

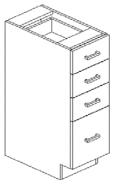

	Width	Height	Depth	Cabinet Doors	
V4D12	12	34 1/2	21	◆ (3) DH1206 (1) DH1212	(3) Standard Upper Drawers (1) Deep Lower Drawer
V4D15	15	34 1/2	21	◆ (3) DH1506 (1) DH1512	
V4D18	18	34 1/2	21	◆ (3) DH1806 (1) DH1812	
V4D21	21	34 1/2	21	◆ (3) DH2106 (1) DH2112	
V4D24	24	34 1/2	21	◆ (3) DH2406 (1) DH2412	

Vanity Sink Base

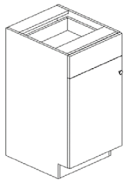

	Width	Height	Depth	Cabinet Doors
VSB18 L/R	18	34 1/2	21	◆ (1) DR1824 (1) DH1806
VSB21 L/R	21	34 1/2	21	◆ (1) DR2124 (1) DH2106
VSB24 L/R	24	34 1/2	21	◆ (2) DR1224 (1) DH2406
VSB27 L/R	27	34 1/2	21	◆ (2) DR1324 (1) DH2706
VSB30 L/R	30	34 1/2	21	◆ (2) DR1524 (1) DH3006
VSB33 L/R	33	34 1/2	21	◆ (2) DR1624 (1) DH3306
VSB36 L/R	36	34 1/2	21	◆ (2) DR1824 (1) DH3606

Vanity Linen

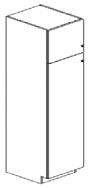

	Width	Height	Depth	Cabinet Doors	
VL188421 L/R	18	84	21	◆ (1) DR1862 (1) DR1818	Includes 4 Adjustable Shelves

Vanity Cabinets - ADA

Vanity Base Removable Front - ADA

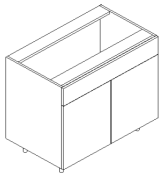

	Width	Height	Depth	Cabinet Doors
VBRF33-ADA	33	32 1/2	21	◆ (2) DR1628.5
VBRF36-ADA	36	32 1/2	21	◆ (2) DR1828.5

Vanity Sink Base - Hanging Vanity - ADA

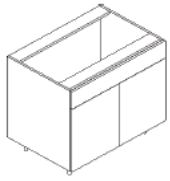

	Width	Height	Depth	Cabinet Doors	
VSB33-HV-ADA	33	32 1/2	21	◆ (1) DH3304.5 (2) DR1624	Can be used alone or with HAVF for later conversion. Removable; no back.
VSB36-HV-ADA	36	32 1/2	21	◆ (1) DH3604.5 (2) DR1824	

Hanging Apron Vanity Front

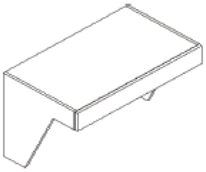

	Width	Height	Depth	
HAVF3321	28 1/2	21	19 3/4	Can be used alone or with VSB-HV-ADA - Vanity Sink Base - Hanging Vanity - ADA
HAVF3621	31 1/2	21	19 3/4	

EURO Vanity and Office Cabinetry

Vanity Cabinets - ADA cont.

Vanity Base - ADA

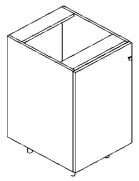

	Width	Height	Depth	Cabinet Doors	
VB18L/R-ADA	18	32 1/2	21	◆ (1) DR1828.5	L/R designates hinging of door
VB21L/R-ADA	21	32 1/2	21	◆ (1) DR2128.5	

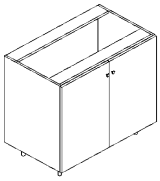

VB24-ADA	24	32 1/2	21	◆ (2) DR1228.5
VB27-ADA	27	32 1/2	21	◆ (2) DR1328.5
VB30-ADA	30	32 1/2	21	◆ (2) DR1528.5
VB33-ADA	33	32 1/2	21	◆ (2) DR1628.5
VB36-ADA	36	32 1/2	21	◆ (2) DR1828.5

Vanity Drawer - ADA

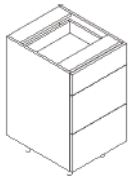

VD12-ADA	12	32 1/2	21	◆ (1) DH1206 (1) DH1210.5 (1) DH1212
VD15-ADA	15	32 1/2	21	◆ (1) DH1506 (1) DH1510.5 (1) DH1512
VD18-ADA	18	32 1/2	21	◆ (1) DH1806 (1) DH1810.5 (1) DH1812
VD21-ADA	21	32 1/2	21	◆ (1) DH2106 (1) DH2110.5 (1) DH2112

Office Cabinets

Apron Drawer

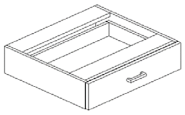

	Width	Height	Depth	Cabinet Doors
AD24	24	5 1/2	21	◆ (1) DH2405.5
AD30	30	5 1/2	21	◆ (1) DH3005.5
AD36	36	5 1/2	21	◆ (1) DH3605.5

Desk Full Height

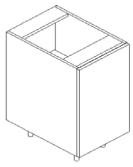

DFH1529 L/R	15	29 1/2	21	◆ (1) DR1525	Drawers Hold File Folders
DFH1829 L/R	18	29 1/2	21	◆ (1) DR1825	L/R designates hinging of door
DFH3029	30	29 1/2	21	◆ (2) DR1525	
DFH3629	36	29 1/2	21	◆ (2) DR1825	

Desk Deep File

DDF1529	15	29 1/2	21	◆ (2) DH1513	Drawers Hold File Folders
DDF1829	18	29 1/2	21	◆ (2) DH1813	
DDF3029	30	29 1/2	21	◆ (2) DH3013	
DDF3629	36	29 1/2	21	◆ (2) DH3613	

Desk File

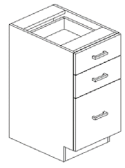

DF1529	15	29 1/2	21	◆ (1) DH1505.5 (1) DH1506 (1) DH1513	Bottom Drawer Holds Files
DF1829	18	29 1/2	21	◆ (1) DH1805.5 (1) DH1806 (1) DH1813	

EURO Fillers, Panels, Moldings, and Accessories

- ***Index***
- ***Fillers***
- ***Panels***
- ***End Fillers***
- ***Moldings***
- ***Accessories***
    - ***Cutlery Tray***

EURO Fillers, Panels, Moldings, and Accessories

Page located	Cabinet Type	Nomenclature
193	Alumasteel Filler	F-ALMSTL
193	Alumasteel Liner	ALMSTL
196	Cutlery Tray	CT
194	End Filler with Overlay	EFO
194	End Filler with Overlay with Return	EFO-R
194	End Filler with Overlay with Full Return	EFO-FR
194	End Panel	EP
194	End Panel (Skin)	EPB, EPW
193	Filler	F
193	Filler with Overlay	F-OL
193	Filler - Corner with Overlay	CF-OL
195	Floating Shelf	FLSH
195	Furniture Toe Kick	FTK
193	Laminate Sheet	LAMINATE
194	Panel Backer	PB
195	Scribe	SS
195	Shoe Molding	SHOE
193	Starter Filler	F
195	Toe Kick Cover	TKC

EURO Fillers, Panels, Moldings, and Accessories

Fillers & Panels

** Long Edges are Finished on all Fillers**

Starter Filler

	Width	Height	Depth
F58/30	5/8	30	4
F58/96	5/8	96	4

Filler

	Width	Height	Depth
F3/96	3	96	3/4
F6/96	6	96	3/4

Note: Use F3/96 horizontally for light shield molding*

Filler with Overlay

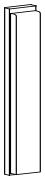

	Width	Height	Depth
F3/30-OL	3	30	1 1/2
F3/36-OL	3	36	1 1/2
F3/42-OL	3	42	1 1/2
F3/96-OL	3	96	1 1/2

Corner Filler with Overlay

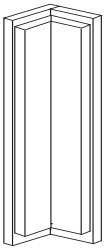

	Width	Height	Depth
CF3/30-OL	3	30	3
CF3/36-OL	3	36	3
CF3/42-OL	3	42	3
CF3/48-OL	3	48	3

Alumasteel Filler

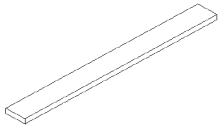

	Width	Height	Depth
F3/30-ALMSTL	30	3	3/4
F3/36-ALMSTL	36	3	3/4
F3/48-ALMSTL	48	3	3/4

Alumasteel Liner

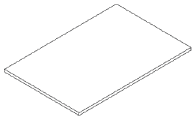

	Width	Height
ALMSTL3624	36	24
ALMSTL4824	48	24
ALMSTL6024	60	24

Laminate Sheets

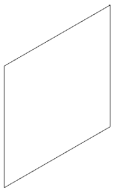

	Width	Height	Depth	
LAMINATE 4x8	48	96	1/32	Cut to size in field

EURO Fillers, Panels, Moldings, and Accessories

Fillers & Panels

	Width	Height	Depth	
End Panel (Skin)				
EPB34	24	30	1/32	
EPW42	12	42	1/32	
End Panel				
EP34	24 3/4	34 1/2	3/4	
EP96	24 3/4	96	3/4	
EP3096	30	96	3/4	
Panel Backer				
PB34	48	34 1/2	5/8	**Note: PB has finished edges**
PB48	48	48	5/8	
End Filler with Overlay				
EFO34	3	34 1/2	24 3/4	
EFO96	3	96	24 3/4	
End Filler with Overlay with Return				
EFO34-R	3	34 1/2	24 3/4	
EFO96-R	3	96	24 3/4	
End Filler with Overlay with Full Return				
EFO34-FR	3	34 1/2	24 3/4	
EFO96-FR	3	96	24 3/4	

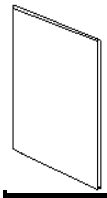

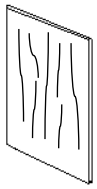

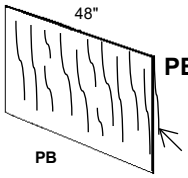

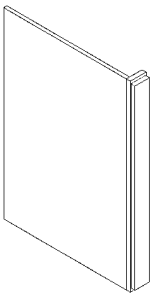

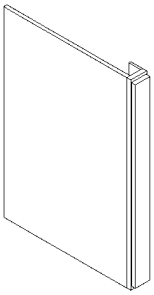

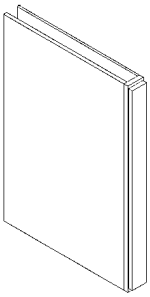

EURO Fillers, Panels, Moldings, and Accessories

Moldings

	Width	Height	Depth
Toe Kick Cover			
TKC8	4 1/2	96	5/8

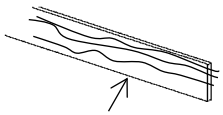

Grain runs horizontal

Note: TKC8 does not have finished edges

Furniture Toe Kick			
FTK8	4 5/8	96	3/4

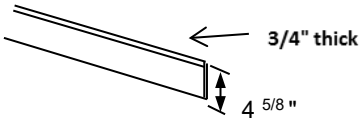

FTK8 comes in matching Euro Color

SHOE			
SHOE8	5/8"	96	1/2"

Scribe			
SS8	5/8	96	1/4

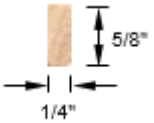

SS8 comes in complimentary color

Floating Shelf

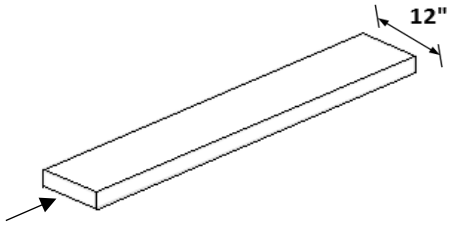

3" thick

Maximum 50 lb. weight limit

Approximately 4"- 6" spacing perpendicular support included

FLSH18
FLSH21
FLSH24
FLSH27
FLSH30
FLSH33
FLSH36
FLSH42
FLSH48
FLSH54
FLSH60
FLSH66
FLSH72

EURO Fillers, Panels, Moldings, and Accessories

Accessories

CUTLERY TRAYS

NOTE: THESE TRAYS ARE SOLD AS AN INDIVIDUAL LINE ITEM. FINISH ON CUTLERY DRAWER INSERTS ARE GRAY.
IMPORTANT: THE DRAWER CORE MUST BE UPGRADED TO EUROTEC DRAWER CORES FOR THESE INSERTS TO FIT PROPERLY.

Item Code	CT15	CT18	CT21	CT24
	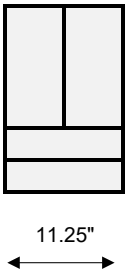	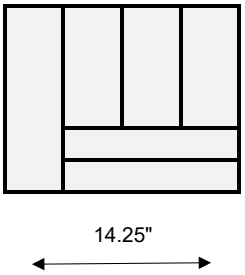	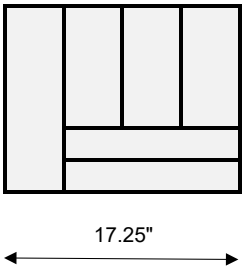	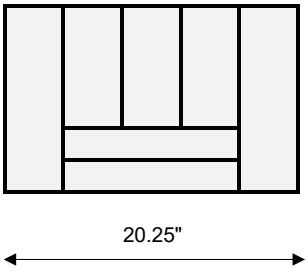
	11.25"	14.25"	17.25"	20.25"

EURO Replacement Items

- ***Index***
- ***Sample Doors & Color Blocks***
- ***Doors & Drawer Heads***
- ***Glass Doors***
- ***Standard Drawers***
- ***Euro Tech Drawers***
- ***Pull Outs & Shelving***

EURO Replacement Items

Page Location	Item Type	Nomenclature
200	Doors	DR
200	Drawer Heads	DH
200	Glass Doors	DRG
202	Full Depth Shelf Kits	FDSK
199	Hinges and Glides	HINGE, SMG
202	Pullot Tray Kits	POT
201	Drawer Kits	RDK
201	Drawer Kit - Euro Tech	RDKM
202	Pullouts	RPK
202	Pullouts - Spice	SPICE
202	Pullouts - Trash Can	POTC
202	Shelves	SH
202	Shelves - Wall Corner	WCSH
202	Shelves - Wall Pie Cut Corner	WPCSH
202	Trash Can	TRASH
202	Trash Can Pullouts	POTC
202	Pantry Shelf Kit	PSK

EURO Replacement Items

Miscellaneous Items

Hinge and Glides	
HINGE-EUR	Non-Soft Close Hinge
HINGE-EUR-SC	Soft Close Hinge
HINGE-UCR	Utility w/ RO & BLS Non-Soft Close Hinge
HINGE-UCR-SC	Utility w/ RO Soft-Close Hinge
HINGE-UCS	Utility w/ SH Non-Soft Close Hinge
HINGE-UCS-SC	Utility w/ SH Soft-Close Hinge
SMG21-BTC	21D Base Trash Can Glides

Door Hinge Drilling Information for EURO

When ordering replacement doors, it is important to know the following:

1. All doors up to and including 42" high receive 2 hinge drillings.

2. All doors 48" and higher receive 3 hinge drillings.

3. Hinges do not come with replacement doors. If you need additional hinges, they must be ordered separately as a "REPLACEMENT" item.

Be sure to specify the type of cabinet the manufacturer in the REPLACEMENT item detail screen to ensure you receive the correct hinges

EURO Replacement Items

Doors

	Door Code	Width	Height
12	DR1212	11 7/8	11 3/4
	DR1512	14 7/8	11 3/4
	DR1612	16 3/8	11 3/4
	DR1812	17 7/8	11 3/4
	DR2112	20 7/8	11 3/4
15	DR1515	14 7/8	14 3/4
	DR1615	16 3/8	14 3/4
	DR1815	17 7/8	14 3/4
18	DR1118	10 15/16	17 3/4
	DR1218	11 7/8	17 3/4
	DR1318	13 3/8	17 3/4
	DR1518	14 7/8	17 3/4
	DR15.518	15 15/16	17 3/4
	DR1618	16 3/8	17 3/4
	DR1818	17 7/8	17 3/4
	DR2118	20 7/8	17 3/4
	DR2418	23 7/8	17 3/4
	DR3018	29 7/8	17 3/4
	DR3618	35 7/8	17 3/4
21	DR1821	17 7/8	20 3/4
22	DR1222	11 7/8	22 5/16
	DR1322	13 3/8	22 5/16
	DR1522	14 7/8	22 5/16
	DR1622	16 3/8	22 5/16
	DR1822	17 7/8	22 5/16
	DR2122	20 7/8	22 5/16
24	DR1224	11 7/8	23 3/4
	DR1324	13 3/8	23 3/4
	DR1524	14 7/8	23 3/4
	DR15.524	15 15/16	23 3/4
	DR1624	16 3/8	23 3/4
	DR1824	17 7/8	23 3/4
	DR2124	20 7/8	23 3/4
	DR2424	23 3/4	23 3/4
25	DR1525	14 7/8	24 3/4
	DR1825	17 7/8	24 3/4
28.5	DR1228.5	11 7/8	28 5/16
	DR1328.5	13 3/8	28 5/16
	DR1528.5	14 7/8	28 5/16
	DR1628.5	16 3/8	28 5/16
	DR1828.5	17 7/8	28 5/16
	DR2128.5	20 7/8	28 5/16
30	DR0630	5 7/8	29 3/4
	DR0830	7 15/16	29 3/4
	DR0930	8 7/8	29 3/4
	DR1130	10 15/16	29 3/4
	DR1230	11 7/8	29 3/4
	DR1330	13 3/8	29 3/4
	DR1530	14 7/8	29 3/4
	DR15.530	15 15/16	29 3/4
	DR1630	16 3/8	29 3/4
	DR1830	17 7/8	29 3/4
	DR2130	20 7/8	29 3/4
	DR2430	23 7/8	29 3/4
36	DR0936	8 7/8	35 3/4
	DR1136	10 15/16	35 3/4
	DR1236	11 7/8	35 3/4
	DR1336	13 3/8	35 3/4
	DR1536	14 7/8	35 3/4
	DR15.536	15 15/16	35 3/4
	DR1636	16 3/8	35 3/4
	DR1836	17 7/8	35 3/4
	DR2136	20 7/8	35 3/4
	DR2436	23 3/4	35 3/4

Doors cont.

	Door Code	Width	Height
42	DR0942	8 7/8	41 3/4
	DR1142	10 15/16	41 3/4
	DR1242	11 7/8	41 3/4
	DR1342	13 7/8	41 3/4
	DR1542	14 7/8	41 3/4
	DR15.542	15 15/16	41 3/4
	DR1642	16 3/8	41 3/4
	DR1842	17 7/8	41 3/4
	DR2142	20 7/8	41 3/4
	DR2442	23 3/4	41 3/4
48	DR1548	14 7/8	47 3/4
	DR1848	17 7/8	47 3/4
54	DR1554	14 7/8	53 3/4
	DR1854	17 7/8	53 3/4
62	DR1262	11 7/8	61 3/4
	DR1562	14 7/8	61 3/4
	DR1862	17 7/8	61 3/4

Glass Doors

	Door Code	Width	Height
15	DRG1515	14 7/8	14 3/4
	DRG1815	17 7/8	14 3/4
18	DRG1118	10 7/8	17 3/4
	DRG1218	11 7/8	17 3/4
	DRG1318	13 3/8	17 3/4
	DRG1518	14 7/8	17 3/4
	DRG15.518	15 15/16	17 3/4
	DRG1618	16 3/8	17 3/4
	DRG1818	17 7/8	17 3/4
	DRG2118	20 7/8	17 3/4
	DRG2418	23 7/8	17 3/4
	DRG3018	29 7/8	17 3/4
	DRG3618	35 7/8	17 3/4
24	DRG1224	11 7/8	23 3/4
	DRG1524	14 7/8	23 3/4
	DRG1824	18 7/8	23 3/4
30	DRG1230	11 7/8	29 3/4
	DRG1530	14 7/8	29 3/4
	DRG15.530	15 15/16	29 3/4
	DRG1630	16 3/8	29 3/4
	DRG1830	17 7/8	29 3/4
36	DRG1236	11 7/8	35 3/4
	DRG1536	14 7/8	35 3/4
	DRG15.536	15 15/16	35 3/4
	DRG1636	16 3/8	35 3/4
	DRG1836	17 7/8	35 3/4
42	DRG1242	11 7/8	41 3/4
	DRG1542	14 7/8	41 3/4
	DRG15.542	15 15/16	41 3/4
	DRG1642	16 3/8	41 3/4
	DRG1842	17 7/8	41 3/4
48	DRG1548	14 7/8	47 3/4
	DRG1848	17 7/8	47 3/4
54	DRG1554	14 7/8	53 3/4
	DRG1854	17 7/8	53 3/4

Drawer Heads

	Drawer Head Code	Width	Height
4.5	DH3304.5	32 7/8	4 7/16
	DH3604.5	35 7/8	4 7/16
5.5	DH1505.5	14 7/8	5 1/4
	DH1805.5	17 7/8	5 1/4
	DH2405.5	23 7/8	5 1/4
	DH3005.5	29 7/8	5 1/4
	DH3605.5	35 7/8	5 1/4
6	DH1206	11 7/8	5 3/4
	DH1506	14 7/8	5 3/4
	DH15.506	15 5/8	5 3/4
	DH1806	17 7/8	5 3/4
	DH2106	20 7/8	5 3/4
	DH2406	23 7/8	5 3/4
	DH2706	26 7/8	5 3/4
	DH3006	29 7/8	5 3/4
	DH3306	32 7/8	5 3/4
	DH3606	35 7/8	5 3/4
7	DH1507	14 7/8	6 3/4
	DH1807	17 7/8	6 3/4
9	DH2409	23 7/8	9
	DH2709	26 7/8	9
	DH3009	29 7/8	9
10.5	DH1210.5	11 7/8	10 3/8
	DH1510.5	15 7/8	10 3/8
	DH1810.5	17 7/8	10 3/8
	DH2110.5	20 7/8	10 3/8
12	DH1212	11 7/8	11 3/4
	DH1512	14 7/8	11 3/4
	DH1812	17 7/8	11 3/4
	DH2112	20 7/8	11 3/4
	DH2412	23 7/8	11 3/4
	DH2712	26 7/8	11 3/4
	DH3012	29 7/8	11 3/4
	DH3312	32 7/8	11 3/4
	DH3612	35 7/8	11 3/4
13	DH1513	14 7/8	12 3/4
	DH1813	17 7/8	12 3/4
	DH3013	29 7/8	12 3/4
	DH3613	35 7/8	12 3/4
15	DH2415	23 7/8	14 13/16
	DH2715	26 7/8	14 13/16
	DH3015	29 7/8	14 13/16
	DH3315	32 7/8	14 13/16
	DH3615	35 7/8	14 13/16

EURO Replacement Items

Standard Replacement Drawer Kits

Wall Drawer		Width	Height	Depth
RDK1509	15" Wall Drawer	13 1/3	3 15/16	8 7/8
RDK1809	18" Wall Drawer	16 1/3	3 15/16	8 7/8

Base Drawer		Width	Height	Depth
RDK1221	12" Base Drawer	10 1/3	3 15/16	20 7/8
RDK1521	15" Base Drawer	13 1/3	3 15/16	20 7/8
RDK1821	18" Base Drawer	16 1/3	3 15/16	20 7/8
RDK2121	21" Base Drawer	19 1/3	3 15/16	20 7/8
RDK2421	24" Base Drawer	22 1/3	3 15/16	20 7/8
RDK2721	27" Base Drawer	25 1/3	3 15/16	20 7/8
RDK3021	30" Base Drawer	28 1/3	3 15/16	20 7/8
RDK3321	33" Base Drawer	31 1/3	3 15/16	20 7/8
RDK3621	36" Base Drawer	34 1/3	3 15/16	20 7/8

Base Drawer Deep		Width	Height	Depth
RDK1221D	12" Base Deep Drawer	10 1/3	7 1/16	20 7/8
RDK1521D	15" Base Deep Drawer	13 1/3	7 1/16	20 7/8
RDK1821D	18" Base Deep Drawer	16 1/3	7 1/16	20 7/8
RDK2121D	21" Base Deep Drawer	19 1/3	7 1/16	20 7/8
RDK2421D	24" Base Deep Drawer	22 1/3	7 1/16	20 7/8
RDK2721D	27" Base Deep Drawer	25 1/3	7 1/16	20 7/8
RDK3021D	30" Base Deep Drawer	28 1/3	7 1/16	20 7/8
RDK3321D	33" Base Deep Drawer	31 1/3	7 1/16	20 7/8
RDK3621D	36" Base Deep Drawer	34 1/3	7 1/16	20 7/8

Base Double Drawer Deep		Width	Height	Depth
RDK2421DD	24" Base Double Deep Drwr	22 1/3	10 1/16	20 7/8
RDK2721DD	27" Base Double Deep Drwr	25 1/3	10 1/16	20 7/8
RDK3021DD	30" Base Double Deep Drwr	28 1/3	10 1/16	20 7/8
RDK3321DD	33" Base Double Deep Drwr	31 1/3	10 1/16	20 7/8
RDK3621DD	36" Base Double Deep Drwr	34 1/3	10 1/16	20 7/8

Vanity Drawer		Width	Height	Depth
RDK1218	12" Vanity Drawer	10 1/3	3 15/16	17 7/8
RDK1518	15" Vanity Drawer	13 1/3	3 15/16	17 7/8
RDK1818	18" Vanity Drawer	16 1/3	3 15/16	17 7/8
RDK2118	21" Vanity Drawer	19 1/3	3 15/16	17 7/8
RDK2418	24" Vanity Drawer	22 1/3	3 15/16	17 7/8
RDK2718	27" Vanity Drawer	25 1/3	3 15/16	17 7/8
RDK3018	30" Vanity Drawer	28 1/3	3 15/16	17 7/8
RDK3618	36" Vanity Drawer	34 1/3	3 15/16	17 7/8

Vanity Drawer Deep		Width	Height	Depth
RDK1218D	12" Vanity Deep Drawer	10 1/3	7 1/16	17 7/8
RDK1518D	15" Vanity Deep Drawer	13 1/3	7 1/16	17 7/8
RDK1818D	18" Vanity Deep Drawer	16 1/3	7 1/16	17 7/8
RDK2118D	21" Vanity Deep Drawer	19 1/3	7 1/16	17 7/8
RDK2418D	24" Vanity Deep Drawer	22 1/3	7 1/16	17 7/8
RDK2718D	27" Vanity Deep Drawer	25 1/3	7 1/16	17 7/8
RDK3018D	30" Vanity Deep Drawer	28 1/3	7 1/16	17 7/8
RDK3318D	33" Vanity Deep Drawer	31 1/3	7 1/16	17 7/8
RDK3618D	36" Vanity Deep Drawer	34 1/3	7 1/16	17 7/8

Desk File Deep Drawer "DF" & "DFF"		Width	Height	Depth
RDK1518DD	15" DF Deep Drawer	13 1/3	10 1/6	17 7/8
RDK1818DD	18" DF Deep Drawer	16 1/3	10 1/6	17 7/8
RDK3018DD	30" DF Deep Drawer	28 1/3	10 1/6	17 7/8
RDK3618DD	36" DF Deep Drawer	34 1/3	10 1/6	17 7/8

Desk File Drawer "DF"		Width	Height	Depth
RDK1518-AD	15" DF Top Drawer	13 1/3	3 1/4	17 7/8
RDK1818-AD	18" DF Top Drawer	16 1/3	3 1/4	17 7/8

Apron Drawer		Width	Height	Depth
RDK2418-AD	24" Apron / Desk File Drawer	22 1/3	3 1/4	17 7/8
RDK3018-AD	30" Apron / Desk File Drawer	28 1/3	3 1/4	17 7/8
RDK3618-AD	36" Apron / Desk File Drawer	34 1/3	3 1/4	17 7/8

EuroTech Replacement Drawer Kits

Wall Drawer		Width	Height	Depth
RDK1509M	15" Wall Drawer	11 9/16	3 3/8	9
RDK1809M	18" Wall Drawer	14 9/16	3 3/8	9

Base Drawer		Width	Height	Depth
RDK1221M	12" Base Drawer	8 9/16	3 3/8	20 7/8
RDK1521M	15" Base Drawer	11 9/16	3 3/8	20 7/8
RDK1821M	18" Base Drawer	14 9/16	3 3/8	20 7/8
RDK2121M	21" Base Drawer	17 9/16	3 3/8	20 7/8
RDK2421M	24" Base Drawer	20 9/16	3 3/8	20 7/8
RDK2721M	27" Base Drawer	23 9/16	3 3/8	20 7/8
RDK3021M	30" Base Drawer	26 9/16	3 3/8	20 7/8
RDK3321M	33" Base Drawer	29 9/16	3 3/8	20 7/8
RDK3621M	36" Base Drawer	32 9/16	3 3/8	20 7/8

Base Drawer Deep		Width	Height	Depth
RDK1221DM	12" Base Deep Drawer	8 9/16	6 1/4	20 7/8
RDK1521DM	15" Base Deep Drawer	11 9/16	6 1/4	20 7/8
RDK1821DM	18" Base Deep Drawer	14 9/16	6 1/4	20 7/8
RDK2121DM	21" Base Deep Drawer	17 9/16	6 1/4	20 7/8
RDK2421DM	24" Base Deep Drawer	20 9/16	6 1/4	20 7/8
RDK2721DM	27" Base Deep Drawer	23 9/16	6 1/4	20 7/8
RDK3021DM	30" Base Deep Drawer	26 9/16	6 1/4	20 7/8
RDK3321DM	33" Base Deep Drawer	29 9/16	6 1/4	20 7/8
RDK3621DM	36" Base Deep Drawer	32 9/16	6 1/4	20 7/8

Base Double Drawer Deep		Width	Height	Depth
RDK2421DDM	24" Base Double Deep Drwr	20 9/16	10 5/8	20 7/8
RDK2721DDM	27" Base Double Deep Drwr	23 9/16	10 5/8	20 7/8
RDK3021DDM	30" Base Double Deep Drwr	26 9/16	10 5/8	20 7/8
RDK3321DDM	33" Base Double Deep Drwr	29 9/16	10 5/8	20 7/8
RDK3621DDM	36" Base Double Deep Drwr	32 9/16	10 5/8	20 7/8

Vanity Drawer		Width	Height	Depth
RDK1218M	12" Vanity Drawer	8 9/16	3 3/8	18 7/8
RDK1518M	15" Vanity Drawer	11 9/16	3 3/8	18 7/8
RDK1818M	18" Vanity Drawer	14 9/16	3 3/8	18 7/8
RDK2118M	21" Vanity Drawer	17 9/16	3 3/8	18 7/8
RDK2418M	24" Vanity Drawer	20 9/16	3 3/8	18 7/8
RDK2718M	27" Vanity Drawer	23 9/16	3 3/8	18 7/8
RDK3018M	30" Vanity Drawer	26 9/16	3 3/8	18 7/8
RDK3618M	36" Vanity Drawer	32 9/16	3 3/8	18 7/8

Vanity Drawer Deep		Width	Height	Depth
RDK1218DM	12" Vanity Deep Drawer	8 9/16	6 1/4	18 7/8
RDK1518DM	15" Vanity Deep Drawer	11 9/16	6 1/4	18 7/8
RDK1818DM	18" Vanity Deep Drawer	14 9/16	6 1/4	18 7/8
RDK2118DM	21" Vanity Deep Drawer	17 9/16	6 1/4	18 7/8
RDK2418DM	24" Vanity Deep Drawer	20 9/16	6 1/4	18 7/8
RDK2718DM	27" Vanity Deep Drawer	23 9/16	6 1/4	18 7/8
RDK3018DM	30" Vanity Deep Drawer	26 9/16	6 1/4	18 7/8
RDK3318DM	33" Vanity Deep Drawer	29 9/16	6 1/4	18 7/8
RDK3618DM	36" Vanity Deep Drawer	32 9/16	6 1/4	18 7/8

Desk File Deep Drawer "DF" &"DDF"		Width	Height	Depth
RDK1518DDM	15" Desk File Deep Drawer	11 9/16	10 5/8	18 7/8
RDK1818DDM	18" Desk File Deep Drawer	14 9/16	10 5/8	18 7/8
RDK3018DDM	30" Desk File Deep Drawer	26 9/16	10 5/8	18 7/8
RDK3618DDM	36" Desk File Deep Drawer	32 9/16	10 5/8	18 7/8

EURO Replacement Items

Pullouts

Upper Pullouts - 21" Deep		Width	Height	Depth
RPK1221	12" Pullout	9 3/8	3 5/16	20 13/16
RPK1521	15" Pullout	12 3/8	3 5/16	20 13/16
RPK1821	18" Pullout	15 3/8	3 5/16	20 13/16
RPK2121	21" Pullout	18 3/8	3 5/16	20 13/16
RPK2421	24" Pullout	21 3/8	3 5/16	20 13/16
RPK2721	27" Pullout	24 3/8	3 5/16	20 13/16
RPK3021	30" Pullout	27 3/8	3 5/16	20 13/16
RPK3321	33" Pullout	30 3/8	3 5/16	20 13/16
RPK3621	36" Pullout	33 3/8	3 5/16	20 13/16

Bottom Pullouts - 21" Deep		Width	Height	Depth
RPK1221B	12" Pullout	9 3/8	2	20 13/16
RPK1521B	15" Pullout	12 3/8	2	20 13/16
RPK1821B	18" Pullout	15 3/8	2	20 13/16
RPK2121B	21" Pullout	18 3/8	2	20 13/16
RPK2421B	24" Pullout	21 3/8	2	20 13/16
RPK2721B	27" Pullout	24 3/8	2	20 13/16
RPK3021B	30" Pullout	27 3/8	2	20 13/16
RPK3321B	33" Pullout	30 3/8	2	20 13/16
RPK3621B	36" Pullout	33 3/8	2	20 13/16

Upper Pullouts - 18" Deep		Width	Height	Depth
RPK1218	12" Pullout	9 3/8	3 5/16	17 13/16
RPK1518	15" Pullout	12 3/8	3 5/16	17 13/16
RPK1818	18" Pullout	15 3/8	3 5/16	17 13/16
RPK2118	21" Pullout	18 3/8	3 5/16	17 13/16
RPK2418	24" Pullout	21 3/8	3 5/16	17 13/16
RPK2718	27" Pullout	24 3/8	3 5/16	17 13/16
RPK3018	30" Pullout	27 3/8	3 5/16	17 13/16
RPK3318	33" Pullout	30 3/8	3 5/16	17 13/16
RPK3618	36" Pullout	33 3/8	3 5/16	17 13/16

Bottom Pullouts - 18" Deep		Width	Height	Depth
RPK1218B	12" Pullout	9 3/8	2	17 13/16
RPK1518B	15" Pullout	12 3/8	2	17 13/16
RPK1818B	18" Pullout	15 3/8	2	17 13/16
RPK2118B	21" Pullout	18 3/8	2	17 13/16
RPK2418B	24" Pullout	21 3/8	2	17 13/16
RPK2718B	27" Pullout	24 3/8	2	17 13/16
RPK3018B	30" Pullout	27 3/8	2	17 13/16
RPK3318B	33" Pullout	30 3/8	2	17 13/16
RPK3618B	36" Pullout	33 3/8	2	17 13/16

Trash Can Pullouts		Width	Height	Depth
POTC1522*	15" Trash Pullout	12 15/16	15	21
POTC1822*	18" Trash Pullout	15 15/16	8 1/2	21
POTC2122*	21" Trash Pullout	18 15/16	8 1/2	21
TRASH-CAN35	35qt Trash Can	10 1/2	17 3/4	14
TRASH-CAN50	50qt Trash Can	10 1/2	21 3/4	14

*Note: Trash Cans Sold Separately

Pullout Tray Kits-Tall Cabinets		Width	Depth	Height
POT15	15" Pullout Tray Kit	12 3/8	3 5/16	20 13/16
POT18	18" Pullout Tray Kit	15 3/8	3 5/16	20 13/16
POT24	24" Pullout Tray Kit	21 3/8	3 5/16	20 13/16
POT30	30" Pullout Tray Kit	27 3/8	3 5/16	20 13/16

Pullouts cont. and Shelving

Spice Pullouts		Width	Height	Depth
SPICE-RACK06	6" Spice-Rack	3 1/5	22 1/8	23 1/2
SPICE-RACK09	9" Spice-Rack	6 7/16	22 1/8	23 1/2
SPICE-RACK12	12" Spice-Rack	8 3/16	22 1/8	23 1/2
SPICE-RACK15	15" Spice-Rack	12 7/16	22 1/8	23 1/2
SPICE-RACK18	18" Spice-Rack	15 7/16	22 1/8	23 1/2

Shelves 12" Deep		Width	Depth
SH09	9" Shelf	7 9/16	11 1/16
SH12	12" Shelf	10 9/16	11 1/16
SH15	15" Shelf	13 9/16	11 1/16
SH18	18" Shelf	16 9/16	11 1/16
SH21	21" Shelf	19 9/16	11 1/16
SH24	24" Shelf	22 9/16	11 1/16
SH27	27" Shelf	25 9/16	11 1/16
SH30	30" Shelf	28 9/16	11 1/16
SH33	33" Shelf	31 9/16	11 1/16
SH36	36" Shelf	34 9/16	11 1/16

Shelves 15" Deep		Width	Depth
SH1515	15" Shelf	13 9/16	14 1/16
SH1815	18" Shelf	16 9/16	14 1/16
SH2415	24" Shelf	22 9/16	14 1/16
SH3615	36" Shelf	34 9/16	14 1/16

Shelves 21" Deep		Width	Depth
SH1821	18" Shelf	16 9/16	20 1/8

Shelves 24" Deep		Width	Depth
SH1524	15" Shelf	13 9/16	23 1/8
SH1824	18" Shelf	16 9/16	23 1/8
SH2424	24" Shelf	22 9/16	23 1/8
SH3024	30" Shelf	28 9/16	23 1/8
SH3324	33" Shelf	31 9/16	23 1/8

Pantry Shelf Kits (12" Deep Utility)		Width	Depth
PSK15	15" Pantry Shelf Kit-4pk	13 9/16	11 1/16
PSK18	18" Pantry Shelf Kit-4pk	16 9/16	11 1/16
PSK24	24" Pantry Shelf Kit-4pk	22 9/16	11 1/16
PSK30	30" Pantry Shelf Kit-4pk	28 9/16	11 1/16

Pantry Shelf Kits (15" Deep Utility)		Width	Depth
PSK1515	15" Pantry Shelf Kit-4pk	13 9/16	14 1/16
PSK1815	18" Pantry Shelf Kit-4pk	16 9/16	14 1/16
PSK2415	24" Pantry Shelf Kit-4pk	22 9/16	14 1/16
PSK3015	30" Pantry Shelf Kit-4pk	28 9/16	14 1/16

Full Depth Shelf Kits (24" Deep Utility)		Width	Depth
FDSK15	15" Full Depth Shelf Kit-4pk	13 9/16	23 1/8
FDSK18	18" Full Depth Shelf Kit-4pk	16 9/16	23 1/8
FDSK24	24" Full Depth Shelf Kit-4pk	22 9/16	23 1/8
FDSK30	30" Full Depth Shelf Kit-4pk	28 9/16	23 1/8

Wall Corner Shelves		Width	Depth
WCSH24	24" Wall Corner Shelf	22 5/8	22 5/8
WPCSH24	24" Wall Pie Cut Shelf	22 5/8	22 5/8

- ***Index***
- ***Veneer Tops***
- ***Appliance Panels***
- ***Decorative Hardware***

Miscellaneous Items

Page Location	Item Type	Nomenclature
205	Veneer Tops	VENEERTOP
206-208	Appliance Panels	PANEL-APPL
209-210	Decorative Hardware	

Veneer Tops

Group	*1st Item Code*
Veneer Tops	VENEERTOP1*

* The 1st Veneer Top on an order will use this code. Subsequent Veneer Tops will use VENEERTOP2, VENEERTOP3, etc.

CTM8

Front edge will always be CTM8.
Exposed edge(s) will be CTM8.
Non-Exposed Edge(s) will be RAW.

Veneertops are only available in Traditional; they are not available in Euro.
Maximum length is 120". Maximum depth is 48".
Corners may be SQUARE, 3" CLIP, 6" CLIP, or 9" CLIP.
Bumpouts are available. Cutouts, radius corners, backsplash, or templates are not available.

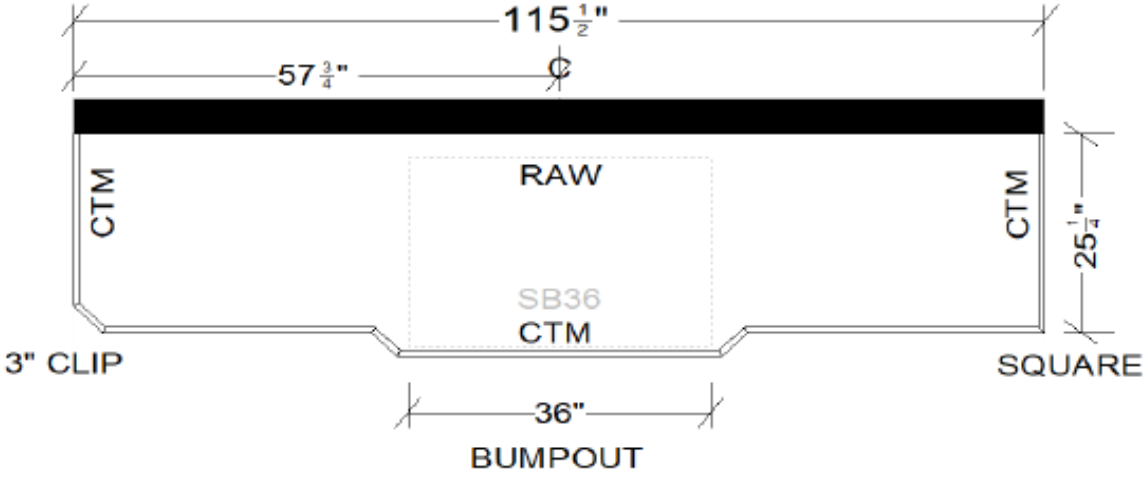

* 115-1/2" is the width of the top
* 57-3/4" is the distance from the left end to the center of the bumpout
* 36" is the width of the cabinet under the bumpout (SB36)
* 25-1/4" is the depth of the top (not including the bumpout)

Appliance Panels

Free-standing 36"W x 72"H	2 PANEL
	3 PANEL
Built-ins 36"W x 84"H	2 PANEL
	3 PANEL
	Add for a Grille Panel
Built-ins 42"W x 84"H	2 PANEL
	3 PANEL
	Add for a Grille Panel
Built-ins 48"W x 84"H	2 PANEL
	3 PANEL
	Add for a Grille Panel
Dishwasher Panels	
Warming Drawer Panels	
Trash Compactor Panels	
Wine Refrigerator Panels	
Under Counter Refrigerator Panels	

**Please note that Grille Panels are raised

**Not available in Value or Gatehouse Series

Item Codes
PANEL-APPL1
PANEL-APPL2
PANEL-APPL3
PANEL-APPL4
PANEL-APPL5
PANEL-APPL6
PANEL-APPL7
PANEL-APPL8
PANEL-APPL9

PANEL REVEAL:

Overlay No Routing

Custom made Door Panel
Can order with FIN back if needed

Overlay With Routing

Custom made Door Panel

Routing on edges of door creates the "Spacer" and "Backer" detail needed for many Built In Appliances

Router settings are fixed

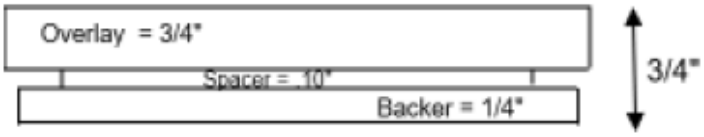

Overlay Special

Custom made Door Panel with specially made backers are cut and attached to black of doors to create 1.1" thick detail per mfg instructions.
This includes refrigerators that have a dispenser on the outside of the door or appliances that require a backer panel that is significantly less in width from the overlay panel and Flush Inset



PANEL GROUP:

BAR FRIDGE
DISHWASHER
DRAWER/DOOR FOR DISHWASHER
ICE MAKER
TRASH COMPACTOR
WINE DRAWER

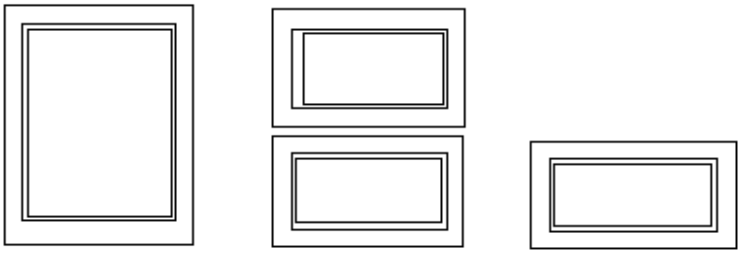

PANEL GROUP:

FRAME ONLY-NO CENTER PANEL



Only available in AVALON door rail detail
WILL NOT MATCH OTHER CABINET DOOR STYLES
*N/A on Vista and Venice Door Styles

PANEL GROUP: (cont'd)

FREEZER-COLUMN
FRENCH-DOOR STYLE
FRIDGE-COLUMN
SIDE BY SIDE
WINE COLUMN

GRILL PANEL



PANEL GROUP: (cont'd)

FRIDGE OVER FREEZER
FRIDGE DRAWERS



Refrigerator/Freezer with Dispenser on Door

Refrigerator doors with dispenser will be assembled together and all will be attached to backer panels. Total thickness will be 1.10"

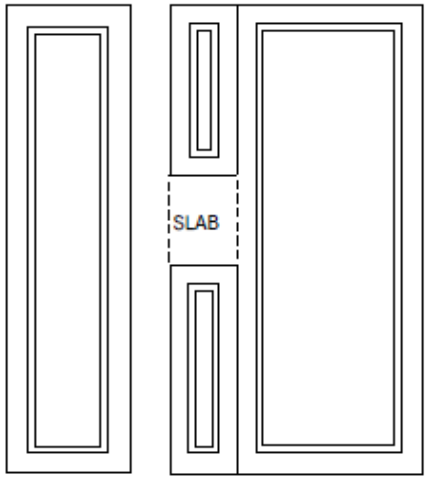

Freezer

Refrigerator with Dispenser

Above example would require (4) Doors and (1) Slab.

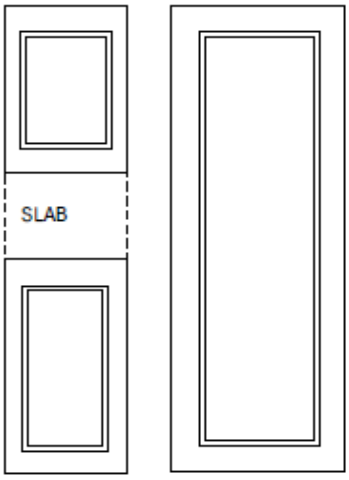

Freezer with Dispenser

Refrigerator

Above example would require (3) Doors and (1) Slab.

Miscellaneous Items

STANDARD HARDWARE

UPGRADED HARDWARE

Miscellaneous Items

UPGRADED 2 HARDWARE

TK857BSN

TK857AG

TK857BLK

TK857HB

TK909BSN

TK909AG

TK909BL

TK909HB

TK708BSN

TK708AG

TK708BL

TK708HB

TK946BSN

TK946AG

TK946BLK

TK946HB

TK888BSN

TK888AG

TK888BL

TK888HB

TK1017BSN

TK1017AG

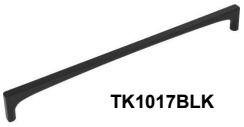
TK1017BLK

TK1017HB